

CD 20-05 FULLY SIGNED AND APPROVED as of 02/23/2023. This is Part 2 of 2, Sheets 31 - 61.



PERIMETER BUFFER NOTE

1. THE DEVELOPER WILL COORDINATE A WALK THROUGH WITH THE TOWN TO CONFIRM EXISTING VEGETATION IN DELINEATED BUFFERS MEETS THE REQUIRED ATTRIBUTES OF THE BUFFER TYPE. ANY ADDITIONAL REQUIRED PLANTINGS TO EFFECT THE BUFFER WILL UTILIZE THE PLANT TYPES AND SPECIES LISTED IN THE TYPE "A" & "B" BUFFER LANDSCAPE PLANT LISTS PROVIDED. THE FIELD VERIFICATION OF THE EXISTING VEGETATION WILL TAKE PLACE DURING THE CONSTRUCTION OF THE PHASE IN WHICH THE BUFFER LIES.

POWER LINE EASEMENT

STREET TREES AND PARKING LOT LANDSCAPING ARE NOT INCLUDED IN THE LANDSCAPE PLAN IN ORDER TO COMPLY WITH WAKE ELECTRIC'S EASEMENT REQUIREMENTS

EASEMENTS LOCATED IN BUFFERS

PERD UDO 14.6.14 NOTHING SHALL BE PLANTED OR INSTALLED WITHIN AN UNDERGROUND OR OVERHEAD UTILITY EASEMENT OR A DRAINAGE EASEMENT WITHOUT THE CONSENT OF THE TOWN AND THE EASEMENT HOLDER AT THE TIME OF A SITE PLAN OR SUBDIVISION PLAN APPROVAL.

TYPE "A" BUFFER LANDSCAPE PLANT LIST					
SYMBOL	BOTANICAL NAME	COMMON NAME	SIZE	ROOT	TYPE
⊙	Ligustrum japonicum	Curley-leaf Privet	24" HT/ 3 GAL	CONT.	EVERGREEN SHRUB
⊕	Osmanthus heterophyllus	Holly Osmanthus	24" HT/ 3 GAL	CONT.	EVERGREEN SHRUB
⊗	Viburnum awabuki 'Chindo'	Chindo Viburnum	1.5" CAL/ 8" HT	B&B	LARGE SCREENING SHRUB
⊙	Ilex x 'Nellie R. Stevens'	Nellie Stevens Holly	1.5" CAL/ 8" HT	B&B	LARGE SCREENING SHRUB
⊕	Quercus Phellos	Willow Oak	2.5" CAL/ 10' HT	B&B	CANOPY TREE
⊙	Quercus alba	White Oak	2.5" CAL/ 10' HT	B&B	CANOPY TREE

GROUND COVER IN BUFFER AREA SHALL BE MULCH/PINE STRAW

STREET TREE LANDSCAPE PLANT LIST						
KEY	SYMBOL	BOTANICAL NAME	COMMON NAME	SIZE	ROOT	TYPE
ZS	⊕	Zelkova serrata	JAPANESE ZELKOVA	2.5" CAL/ 10' HT	B&B	STREET TREE
QN	⊙	Quercus nuttallii	NUTTALL OAK	2.5" CAL/ 10' HT	B&B	STREET TREE
UP	⊗	Ulmus parvifolia	LACEBARK ELM	2.5" CAL/ 10' HT	B&B	STREET TREE
PC	⊙	Pistachio chinensis	CHINESE PISTACHIO	2.5" CAL/ 10' HT	B&B	STREET TREE
AB	⊗	Acer buergerianum	TRIDENT MAPLE	2.5" CAL/ 10' HT	B&B	STREET TREE

STREET TREE NOTES

- ONE STREET TREE PER LOT IS REQUIRED. CORNER LOTS SHALL HAVE TWO STREET TREES
- STREET TREES ARE NOT SHOWN IN THE POWER LINE EASEMENT IN ORDER TO COMPLY WITH WAKE ELECTRIC'S EASEMENT REQUIREMENTS.
- FINAL LOCATION OF STREET TREES TO BE DETERMINED BY DRIVEWAY PLACEMENT

NO.	DATE	REVISIONS



TYPE "A" BUFFER LANDSCAPE PLANT LIST					
SYMBOL	BOTANICAL NAME	COMMON NAME	SIZE	ROOT	TYPE
○	Ligustrum japonicum	Curley-leaf Privet	24" HT/ 3 GAL	CONT.	EVERGREEN SHRUB
⊕	Osmanthus heterophyllus	Holly Osmanthus	24" HT/ 3 GAL	CONT.	EVERGREEN SHRUB
⊗	Viburnum awabuki 'Chindo'	Chindo Viburnum	1.5" CAL/ 8" HT	B&B	LARGE SCREENING SHRUB
⊗	Ilex x 'Nellie R. Stevens'	Nellie Stevens Holly	1.5" CAL/ 8" HT	B&B	LARGE SCREENING SHRUB
○	Quercus Phellos	Willow Oak	2.5" CAL/ 10" HT	B&B	CANOPY TREE
○	Quercus alba	White Oak	2.5" CAL/ 10" HT	B&B	CANOPY TREE

GROUND COVER IN BUFFER AREA SHALL BE MULCH/PINE STRAW

TYPE "B" BUFFER LANDSCAPE PLANT LIST					
SYMBOL	BOTANICAL NAME	COMMON NAME	SIZE	ROOT	TYPE
⊗	Ilex glabra	Inkberry Holly	24" HT/ 3 GAL	CONT.	EVERGREEN SHRUB
⊗	Berberis julianae	Wintergreen Barberry	24" HT/ 3 GAL	CONT.	EVERGREEN SHRUB
⊕	Osmanthus heterophyllus	Holly Osmanthus	24" HT/ 3 GAL	CONT.	EVERGREEN SHRUB
⊗	Cercis Canadensis 'Forest Pansy'	Forest Pansy Redbud	1.5" CAL/ 8" HT	B&B	UNDERSTORY TREE
⊗	Magnolia stellata 'Royal Star'	Star Magnolia	1.5" CAL/ 8" HT	B&B	UNDERSTORY TREE
○	Quercus Phellos	Willow Oak	2.5" CAL/ 10" HT	B&B	CANOPY TREE
○	Quercus nuttalli	Nuttall Oak	2.5" CAL/ 10" HT	B&B	CANOPY TREE

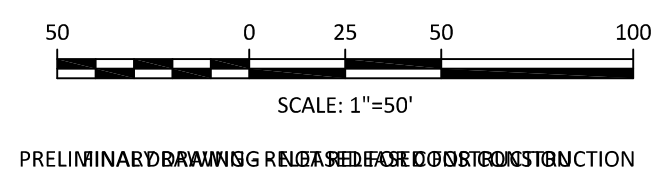
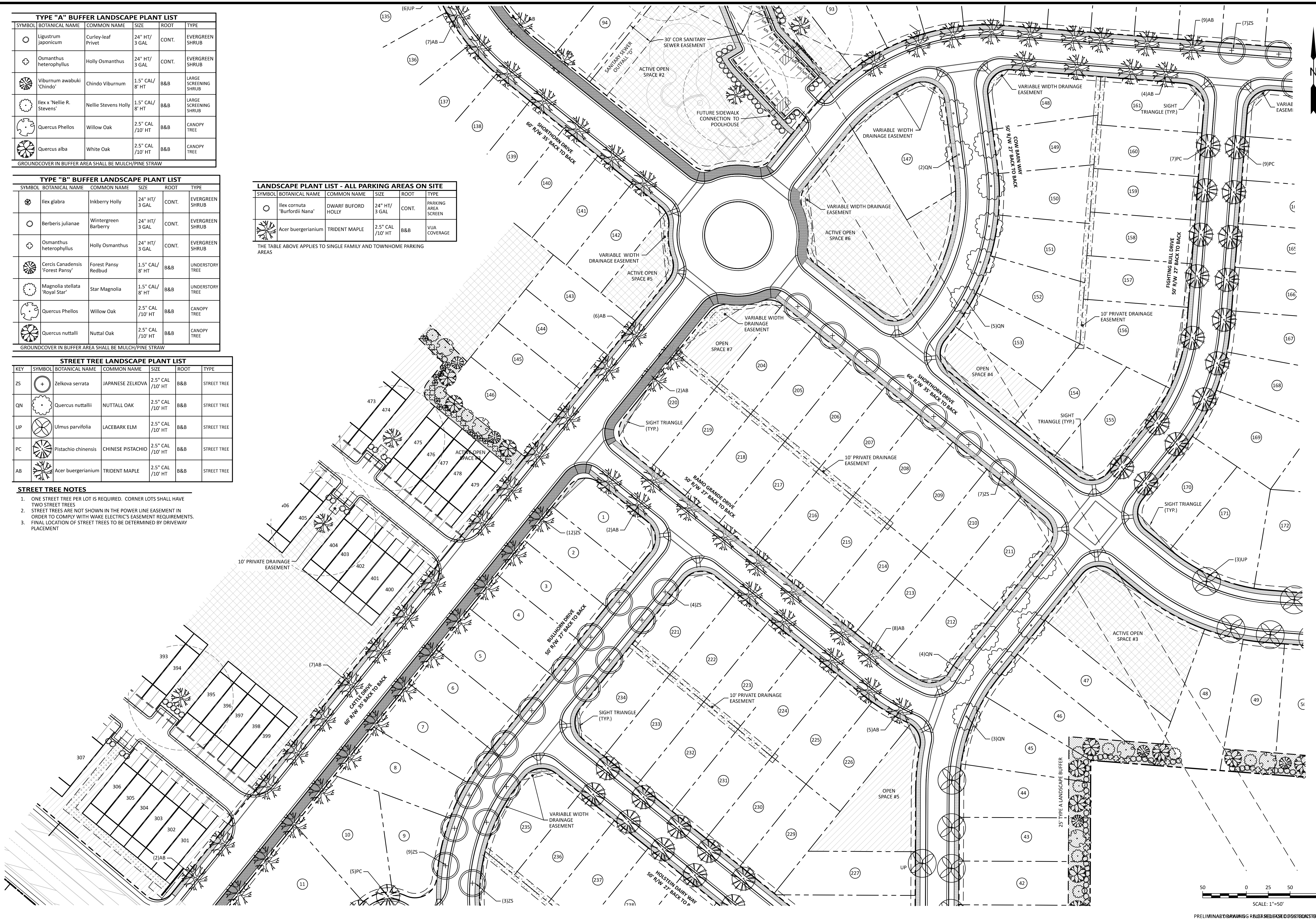
GROUND COVER IN BUFFER AREA SHALL BE MULCH/PINE STRAW

STREET TREE LANDSCAPE PLANT LIST						
KEY	SYMBOL	BOTANICAL NAME	COMMON NAME	SIZE	ROOT	TYPE
ZS	+	Zelkova serrata	JAPANESE ZELKOVA	2.5" CAL/ 10" HT	B&B	STREET TREE
QN	○	Quercus nuttalli	NUTTALL OAK	2.5" CAL/ 10" HT	B&B	STREET TREE
UP	⊗	Ulmus parvifolia	LACEBARK ELM	2.5" CAL/ 10" HT	B&B	STREET TREE
PC	⊗	Pistachio chinensis	CHINESE PISTACHIO	2.5" CAL/ 10" HT	B&B	STREET TREE
AB	⊗	Acer buergerianum	TRIDENT MAPLE	2.5" CAL/ 10" HT	B&B	STREET TREE

- STREET TREE NOTES**
- ONE STREET TREE PER LOT IS REQUIRED. CORNER LOTS SHALL HAVE TWO STREET TREES
 - STREET TREES ARE NOT SHOWN IN THE POWER LINE EASEMENT IN ORDER TO COMPLY WITH WAKE ELECTRIC'S EASEMENT REQUIREMENTS.
 - FINAL LOCATION OF STREET TREES TO BE DETERMINED BY DRIVEWAY PLACEMENT

LANDSCAPE PLANT LIST - ALL PARKING AREAS ON SITE					
SYMBOL	BOTANICAL NAME	COMMON NAME	SIZE	ROOT	TYPE
○	Ilex cornuta 'Burfordii Nana'	DWARF BUFORD HOLLY	24" HT/ 3 GAL	CONT.	PARKING AREA SCREEN
⊗	Acer buergerianum	TRIDENT MAPLE	2.5" CAL/ 10" HT	B&B	VUA COVERAGE

THE TABLE ABOVE APPLIES TO SINGLE FAMILY AND TOWNHOME PARKING AREAS




The Nau Company
 Consulting Civil Engineers
 PO Box 810, Rolesville, NC 27571
 919-435-6395
 NCBELS License P-0751

CLIENT:
 PRESERVE AT JONES DAIRY, LLC
 10534 ARNOLD PALMER DRIVE
 RALEIGH, NC 27617 919-491-0761

REVISIONS	DATE	DESCRIPTION

PRESERVE AT JONES DAIRY - CENTRAL
 CONSTRUCTION DRAWINGS
 ROLESVILLE, NC
 LANDSCAPE PLAN - CENTRAL



PROJECT NO:	---
DESIGN BY:	JPE
DRAWN BY:	RSF
SCALE:	1"=50'
DATE:	2023-01-27
SHEET NO:	C7.2

PRELIMINARY DRAWING FOR CONSTRUCTION

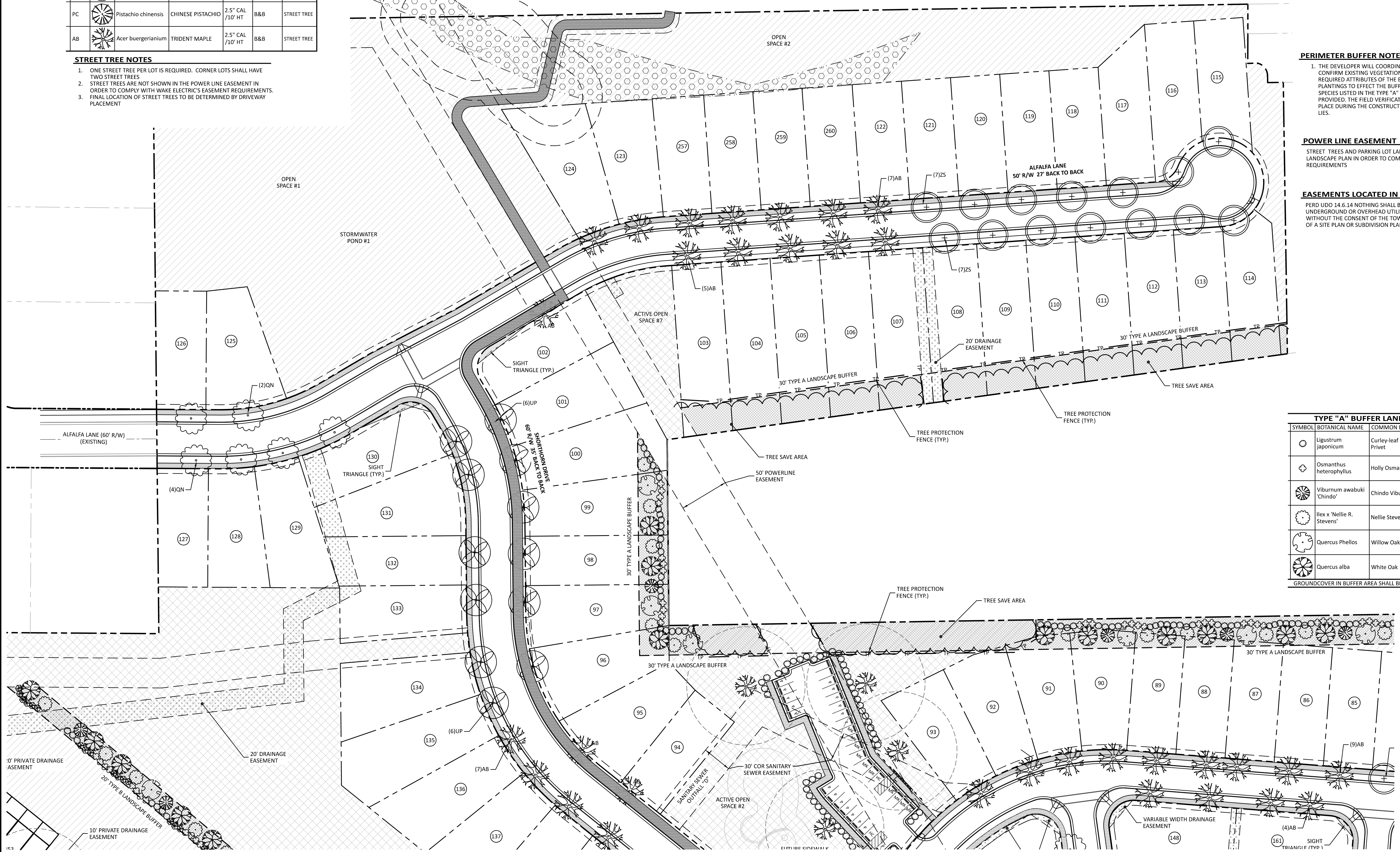
STREET TREE LANDSCAPE PLANT LIST						
KEY	SYMBOL	BOTANICAL NAME	COMMON NAME	SIZE	ROOT	TYPE
ZS		Zelkova serrata	JAPANESE ZELKOVA	2.5" CAL /10' HT	B&B	STREET TREE
QN		Quercus nuttallii	NUTTALL OAK	2.5" CAL /10' HT	B&B	STREET TREE
UP		Ulmus parvifolia	LACEBARK ELM	2.5" CAL /10' HT	B&B	STREET TREE
PC		Pistachio chinensis	CHINESE PISTACHIO	2.5" CAL /10' HT	B&B	STREET TREE
AB		Acer buergerianum	TRIDENT MAPLE	2.5" CAL /10' HT	B&B	STREET TREE

STREET TREE NOTES

- ONE STREET TREE PER LOT IS REQUIRED. CORNER LOTS SHALL HAVE TWO STREET TREES.
- STREET TREES ARE NOT SHOWN IN THE POWER LINE EASEMENT IN ORDER TO COMPLY WITH WAKE ELECTRIC'S EASEMENT REQUIREMENTS.
- FINAL LOCATION OF STREET TREES TO BE DETERMINED BY DRIVEWAY PLACEMENT.

LANDSCAPE PLANT LIST - ALL PARKING AREAS ON SITE					
SYMBOL	BOTANICAL NAME	COMMON NAME	SIZE	ROOT	TYPE
	Ilex cornuta 'Burfordii Nana'	DWARF BURFORD HOLLY	24" HT / 3 GAL	CONT.	PARKING AREA SCREEN
	Acer buergerianum	TRIDENT MAPLE	2.5" CAL /10' HT	B&B	VIA COVERAGE

THE TABLE ABOVE APPLIES TO SINGLE FAMILY AND TOWNHOME PARKING AREAS



PERIMETER BUFFER NOTE

1. THE DEVELOPER WILL COORDINATE A WALK THROUGH WITH THE TOWN TO CONFIRM EXISTING VEGETATION IN DELINEATED BUFFERS MEETS THE REQUIRED ATTRIBUTES OF THE BUFFER TYPE. ANY ADDITIONAL REQUIRED PLANTINGS TO EFFECT THE BUFFER WILL UTILIZE THE PLANT TYPES AND SPECIES LISTED IN THE TYPE "A" & "B" BUFFER LANDSCAPE PLANT LISTS PROVIDED. THE FIELD VERIFICATION OF THE EXISTING VEGETATION WILL TAKE PLACE DURING THE CONSTRUCTION OF THE PHASE IN WHICH THE BUFFER LIES.

POWER LINE EASEMENT

STREET TREES AND PARKING LOT LANDSCAPING ARE NOT INCLUDED IN THE LANDSCAPE PLAN IN ORDER TO COMPLY WITH WAKE ELECTRIC'S EASEMENT REQUIREMENTS

EASEMENTS LOCATED IN BUFFERS


PERD UD0 14.6.14 NOTHING SHALL BE PLANTED OR INSTALLED WITHIN AN UNDERGROUND OR OVERHEAD UTILITY EASEMENT OR A DRAINAGE EASEMENT WITHOUT THE CONSENT OF THE TOWN AND THE EASEMENT HOLDER AT THE TIME OF A SITE PLAN OR SUBDIVISION PLAN APPROVAL.

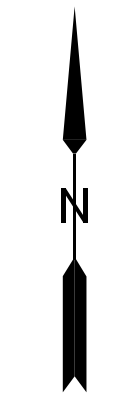
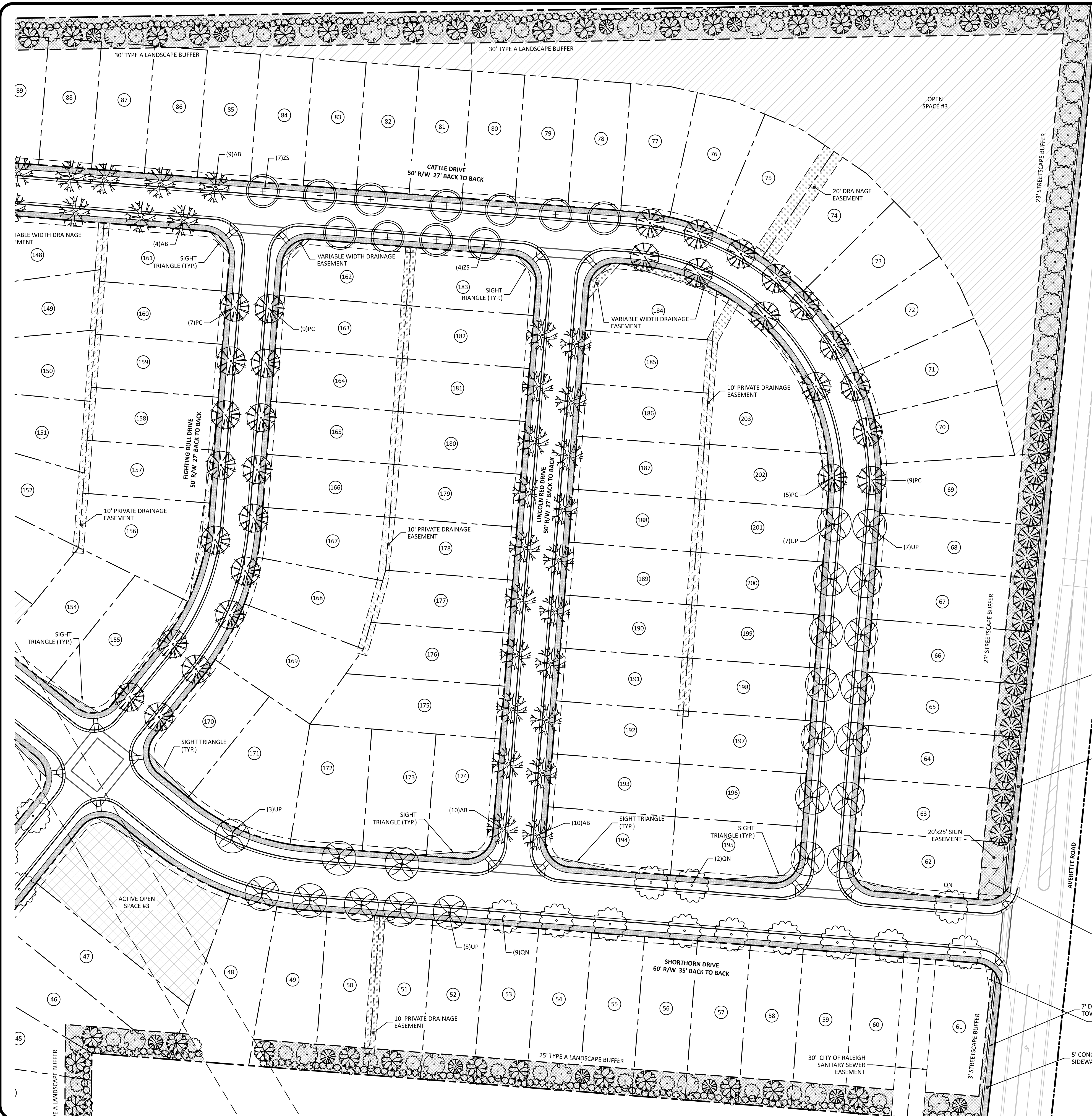
TYPE "A" BUFFER LANDSCAPE PLANT LIST

SYMBOL	BOTANICAL NAME	COMMON NAME	SIZE	ROOT	TYPE
	Ligustrum japonicum	Curley-leaf Privet	24" HT / 3 GAL	CONT.	EVERGREEN SHRUB
	Osmanthus heterophyllus	Holly Osmanthus	24" HT / 3 GAL	CONT.	EVERGREEN SHRUB
	Viburnum awabaki 'Chindo'	Chindo Viburnum	1.5" CAL / 8' HT	B&B	LARGE SCREENING SHRUB
	Ilex x 'Nellie R. Stevens'	Nellie Stevens Holly	1.5" CAL / 8' HT	B&B	LARGE SCREENING SHRUB
	Quercus phellos	Willow Oak	2.5" CAL /10' HT	B&B	CANOPY TREE
	Quercus alba	White Oak	2.5" CAL /10' HT	B&B	CANOPY TREE

GROUND COVER IN BUFFER AREA SHALL BE MULCH/PINE STRAW

REVISIONS	
NO.	DESCRIPTION





PERIMETER BUFFER NOTE

1. THE DEVELOPER WILL COORDINATE A WALK THROUGH WITH THE TOWN TO CONFIRM EXISTING VEGETATION IN DELINEATED BUFFERS MEETS THE REQUIRED ATTRIBUTES OF THE BUFFER TYPE. ANY ADDITIONAL REQUIRED PLANTINGS TO EFFECT THE BUFFER WILL UTILIZE THE PLANT TYPES AND SPECIES LISTED IN THE TYPE "A" & "B" BUFFER LANDSCAPE PLANT LISTS PROVIDED. THE FIELD VERIFICATION OF THE EXISTING VEGETATION WILL TAKE PLACE DURING THE CONSTRUCTION OF THE PHASE IN WHICH THE BUFFER LIES.

POWER LINE EASEMENT

STREET TREES AND PARKING LOT LANDSCAPING ARE NOT INCLUDED IN THE LANDSCAPE PLAN IN ORDER TO COMPLY WITH WAKE ELECTRIC'S EASEMENT REQUIREMENTS

EASEMENTS LOCATED IN BUFFERS

PER UD0 14.6.14 NOTHING SHALL BE PLANTED OR INSTALLED WITHIN AN UNDERGROUND OR OVERHEAD UTILITY EASEMENT OR A DRAINAGE EASEMENT WITHOUT THE CONSENT OF THE TOWN AND THE EASEMENT HOLDER AT THE TIME OF A SITE PLAN OR SUBDIVISION PLAN APPROVAL.

AVERETTE ROAD STREETSCAPE TREE LIST

KEY	SYMBOL	BOTANICAL NAME	COMMON NAME	SIZE	ROOT	TYPE
PCT		<i>Prunus cerasifera</i> "Thundercloud"	THUNDERCLOUD PURPLE LEAF PLUM	1.5" CAL	B&B	SMALL TREE
CC		<i>Cercis Canadensis</i> "Forest Pansy"	FOREST PANSY REDBUD	1.5" CAL	B&B	SMALL TREE

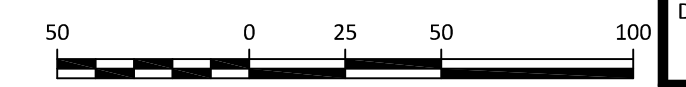
STREETSCAPE TREE NOTES

1. PER UD0 14.4.3 TWO UNDERSTORY ORNAMENTAL TYPE TREES CAN BE USED UNDER OVERHEAD UTILITY LINES PER EVERY 40 LINEAR FEET OF STREETSCAPE.

TYPE "A" BUFFER LANDSCAPE PLANT LIST

SYMBOL	BOTANICAL NAME	COMMON NAME	SIZE	ROOT	TYPE
	<i>Ligustrum japonicum</i>	Curley-leaf Privet	24" HT/ 3 GAL	CONT.	EVERGREEN SHRUB
	<i>Osmanthus heterophyllus</i>	Holly Osmanthus	24" HT/ 3 GAL	CONT.	EVERGREEN SHRUB
	<i>Viburnum awabuki</i> "Chindo"	Chindo Viburnum	1.5" CAL/ 8' HT	B&B	LARGE SCREENING SHRUB
	<i>Ilex x 'Nellie R. Stevens'</i>	Nellie Stevens Holly	1.5" CAL/ 8' HT	B&B	LARGE SCREENING SHRUB
	<i>Quercus Phellos</i>	Willow Oak	2.5" CAL /10' HT	B&B	CANOPY TREE
	<i>Quercus alba</i>	White Oak	2.5" CAL /10' HT	B&B	CANOPY TREE

GROUND COVER IN BUFFER AREA SHALL BE MULCH/PINE STRAW



SCALE: 1"=50'
PRELIMINARY DRAWING FOR CONSTRUCTION

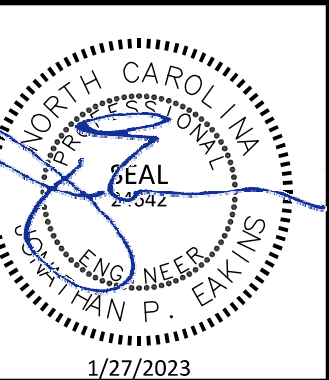
The Nau Company
Consulting Civil Engineers
PO Box 810, Rolesville, NC 27571
919-435-6395
NCBELS License P-0751

CLIENT:
PRESERVE AT JONES DAIRY, LLC
10534 ARNOLD PALMER DRIVE
RALEIGH, NC 27617 919-491-0761

REVISIONS

NO.	DESCRIPTION

PRESERVE AT JONES DAIRY - CENTRAL
CONSTRUCTION DRAWINGS
ROLESVILLE, NC
LANDSCAPE PLAN - EAST



PROJECT NO: ---
DESIGN BY: JPE
DRAWN BY: RSF
SCALE: 1"=50'
DATE: 2023-01-27
SHEET NO: C7.4



PERIMETER BUFFER NOTE

1. THE DEVELOPER WILL COORDINATE A WALK THROUGH WITH THE TOWN TO CONFIRM EXISTING VEGETATION IN DELINEATED BUFFERS MEETS THE REQUIRED ATTRIBUTES OF THE BUFFER TYPE. ANY ADDITIONAL REQUIRED PLANTINGS TO EFFECT THE BUFFER WILL UTILIZE THE PLANT TYPES AND SPECIES LISTED IN THE TYPE "A" & "B" BUFFER LANDSCAPE PLANT LISTS PROVIDED. THE FIELD VERIFICATION OF THE EXISTING VEGETATION WILL TAKE PLACE DURING THE CONSTRUCTION OF THE PHASE IN WHICH THE BUFFER LIES.

LANDSCAPE PLANT LIST - ALL PARKING AREAS ON SITE

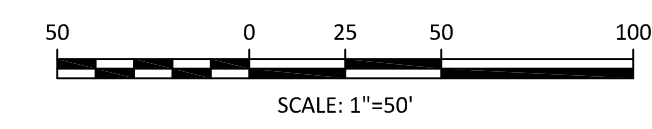
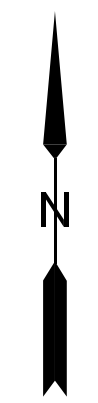
SYMBOL	BOTANICAL NAME	COMMON NAME	SIZE	ROOT	TYPE
	<i>Ilex cornuta</i> 'Burfordii Nana'	DWARF BUFORD HOLLY	24" HT/ 3 GAL	CONT.	PARKING AREA SCREEN
	<i>Acer buergerianum</i>	TRIDENT MAPLE	2.5" CAL /10' HT	B&B	VUA COVERAGE

THE TABLE ABOVE APPLIES TO SINGLE FAMILY AND TOWNHOME PARKING AREAS

TYPE "B" BUFFER LANDSCAPE PLANT LIST

SYMBOL	BOTANICAL NAME	COMMON NAME	SIZE	ROOT	TYPE
	<i>Ilex glabra</i>	Inkberry Holly	24" HT/ 3 GAL	CONT.	EVERGREEN SHRUB
	<i>Berberis julianae</i>	Wintergreen Barberry	24" HT/ 3 GAL	CONT.	EVERGREEN SHRUB
	<i>Osmanthus heterophyllus</i>	Holly Osmanthus	24" HT/ 3 GAL	CONT.	EVERGREEN SHRUB
	<i>Cercis Canadensis</i> 'Forest Pansy'	Forest Pansy Redbud	1.5" CAL/ 8' HT	B&B	UNDERSTORY TREE
	<i>Magnolia stellata</i> 'Royal Star'	Star Magnolia	1.5" CAL/ 8' HT	B&B	UNDERSTORY TREE
	<i>Quercus Phellos</i>	Willow Oak	2.5" CAL /10' HT	B&B	CANOPY TREE
	<i>Quercus nuttalli</i>	Nuttall Oak	2.5" CAL /10' HT	B&B	CANOPY TREE

GROUND COVER IN BUFFER AREA SHALL BE MULCH/PINE STRAW




The Nau Company
Consulting Civil Engineers
PO Box 810, Rolesville, NC 27571
919-435-6395
NCBELS License P-0751

CLIENT:
PRESERVE AT JONES DAIRY, LLC
10534 ARNOLD PALMER DRIVE
RALEIGH, NC 27617 919-491-0761

REVISIONS	DATE	DESCRIPTION

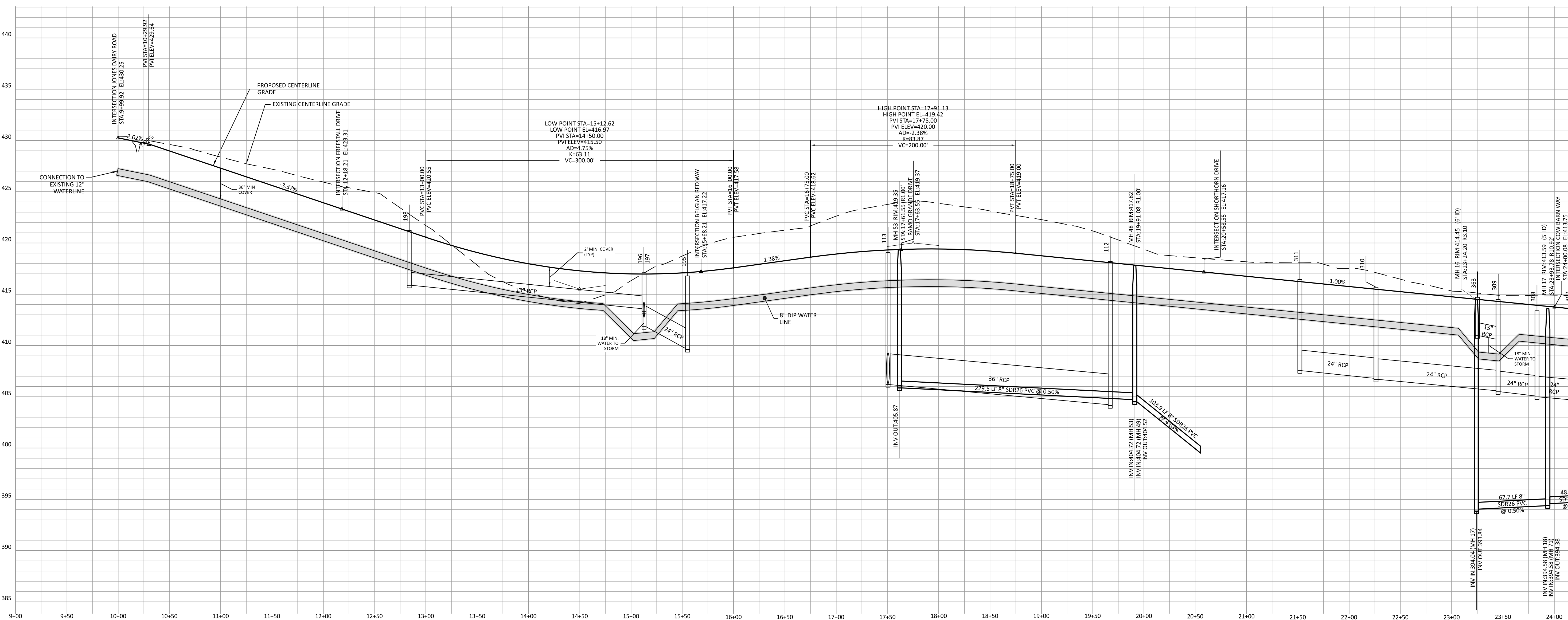
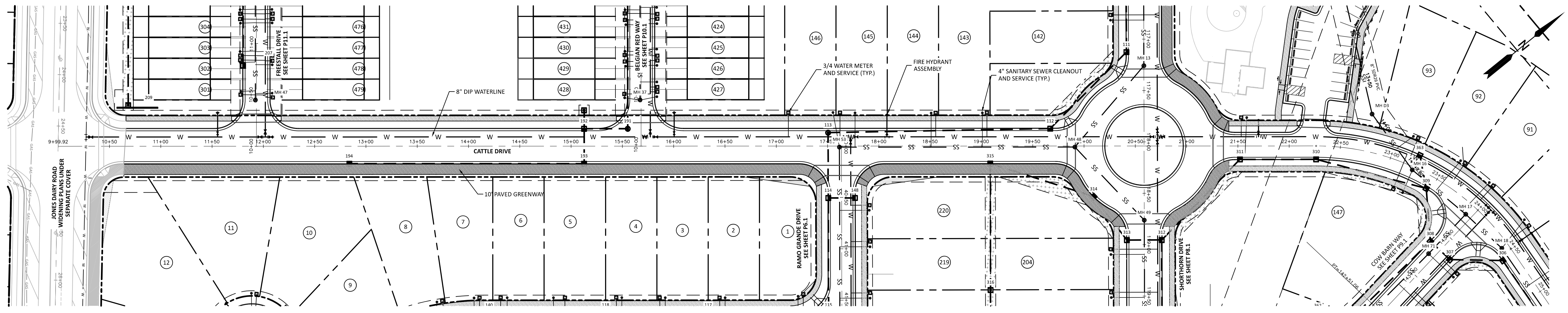
PRESERVE AT JONES DAIRY - CENTRAL
CONSTRUCTION DRAWINGS

ROLESVILLE, NC
LANDSCAPE PLAN - WEST



PROJECT NO: ---
DESIGN BY: JPE
DRAWN BY: RSF
SCALE: 1"=50'
DATE: 2023-01-27
SHEET NO: **C7.5**

PRELIMINARY DRAWING - FIELD VERIFICATION REQUIRED FOR CONSTRUCTION



SITE PERMITTING APPROVAL
 Water and Sewer Permits (if Applicable)

The City of Raleigh consents to the connection and extension of the City's Public Sewer System as shown on this plan. The material and construction methods used for this project shall conform to the standards and specifications of the City's Public Utilities Handbook, City of Raleigh Public Utilities Department Permit # **W-5100**.

The City of Raleigh consents to the connection and extension of the City's Public Water System as shown on this plan. The material and construction methods used for this project shall conform to the standards and specifications of the City's Public Utilities Handbook, City of Raleigh Public Utilities Department Permit # **W-4015**.

CITY OF RALEIGH - PLANS AUTHORIZED FOR CONSTRUCTION

Electronic Approval: This approval is being issued electronically. This approval is valid only upon the signature of a City of Raleigh Review Officer Below. The City will retain a copy of the approved plans. Any work authorized by this approval must proceed in accordance with the plans kept on file with the City. This electronic approval may not be edited once issued. Any modification to this approval once issued will invalidate this approval.

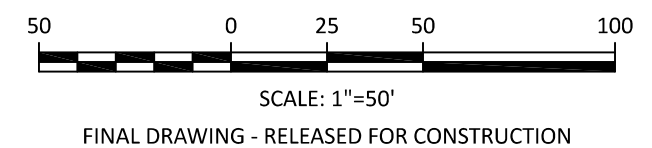
City of Raleigh Development Approval
 Timothy Beardsley
 Raleigh Water Review Officer

ATTENTION CONTRACTORS

THE CONSTRUCTION CONTRACTOR RESPONSIBLE FOR THE EXTENSION OF WATER, SEWER AND/OR REUSE, AS APPROVED IN THESE PLANS, IS RESPONSIBLE FOR CONTACTING THE PUBLIC UTILITIES DEPARTMENT AT 919-996-4540 AT LEAST 24 HOURS PRIOR TO BEGINNING ANY OF THEIR CONSTRUCTION.

FAILURE TO NOTIFY BOTH CITY DEPARTMENTS IN ADVANCE OF BEGINNING CONSTRUCTION WILL RESULT IN THE ISSUANCE OF MONETARY FINES, AND REQUIRE REINSTALLATION OF ANY WATER OR SEWER FACILITIES NOT INSPECTED AS A RESULT OF THIS NOTIFICATION FAILURE.

FAILURE TO CALL FOR INSPECTION, INSTALL A DOWNSTREAM PLUG, HAVE PERMITTED PLANS ON THE JOBITE, OR ANY OTHER VIOLATION OF CITY OF RALEIGH STANDARDS WILL RESULT IN A FINE AND POSSIBLE EXCLUSION FROM FUTURE WORK IN THE CITY OF RALEIGH.



The Nau Company
 Consulting Civil Engineers
 PO Box 810, Rolesville, NC 27571
 919-435-6395
 NCBELS License P-0751


CLIENT:
 PRESERVE AT JONES DAIRY, LLC
 10534 ARNOLD PALMER DRIVE
 RALEIGH, NC 27617 919-491-0761

NO.	REVISIONS

PRESERVE AT JONES DAIRY - CENTRAL CONSTRUCTION DRAWINGS

ROLESVILLE, NC

CATTLE DRIVE PLAN AND PROFILE



PROJECT NO: ...

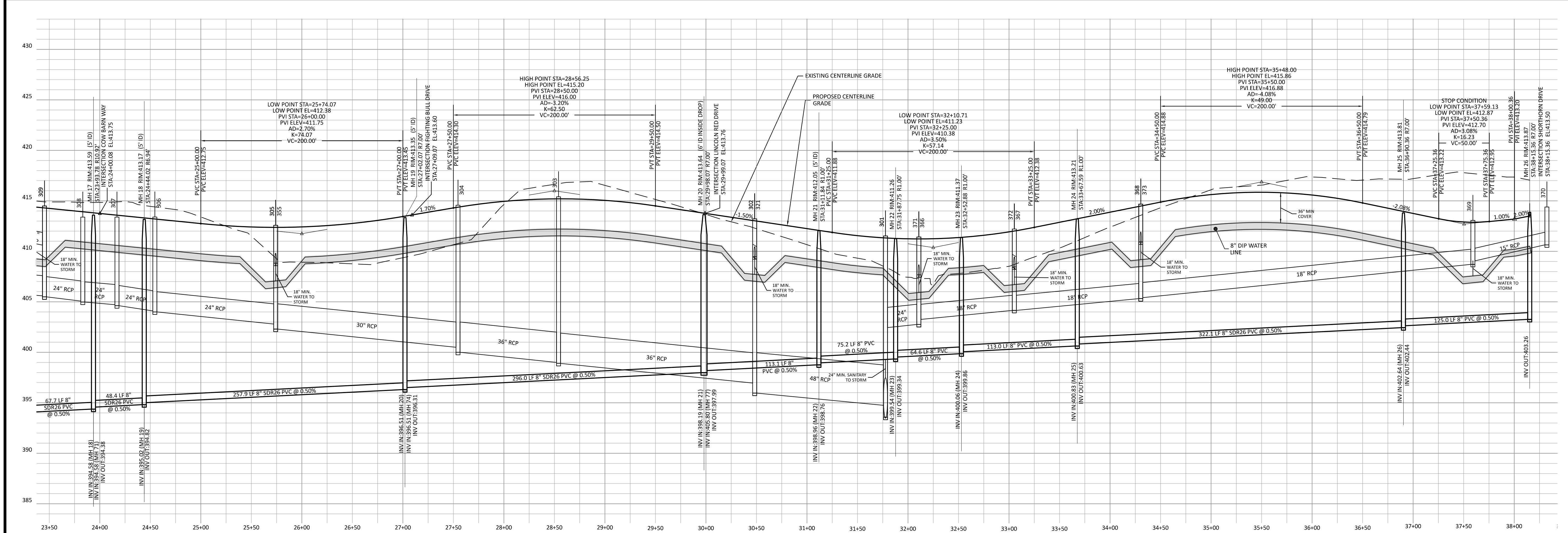
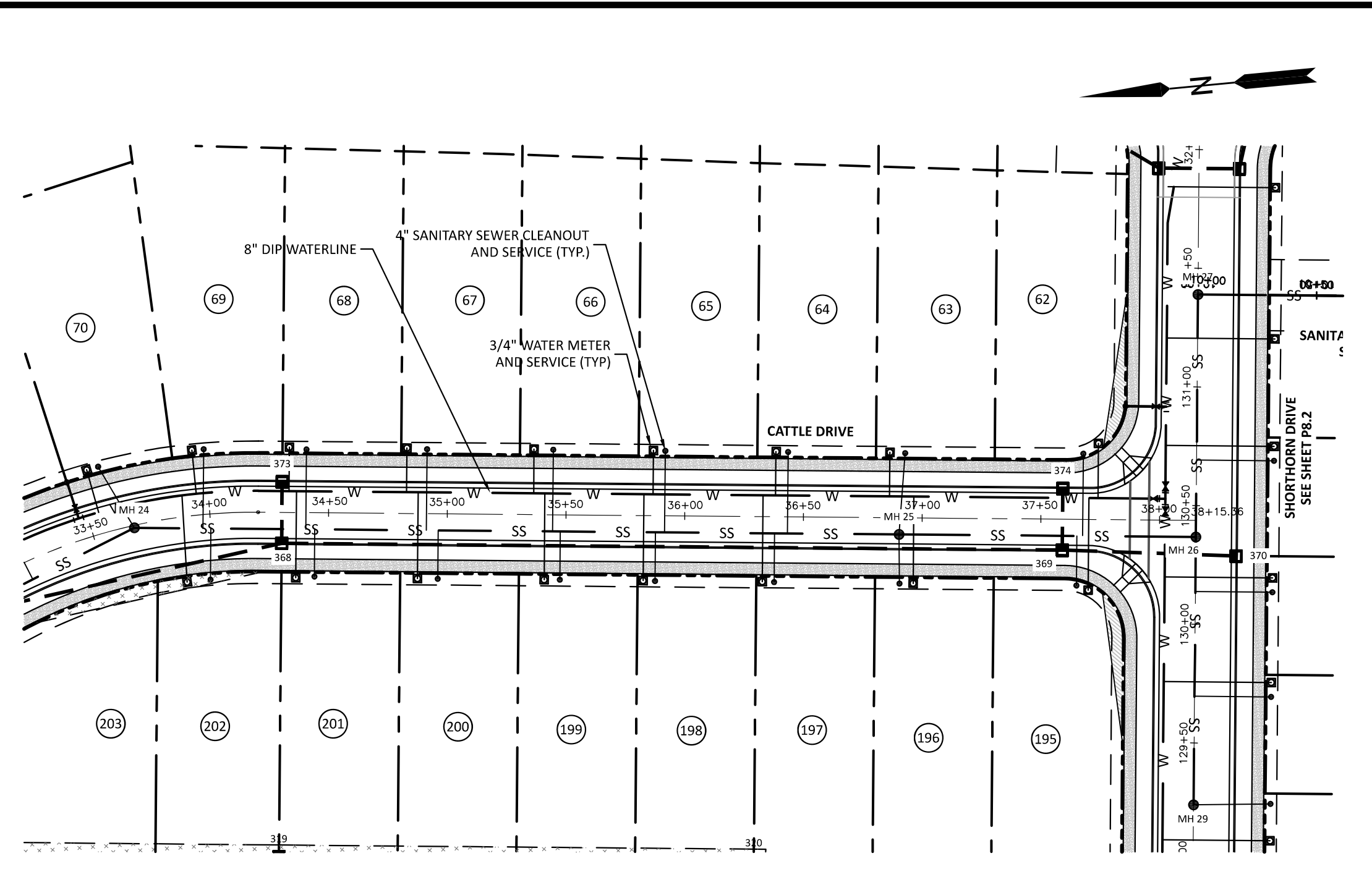
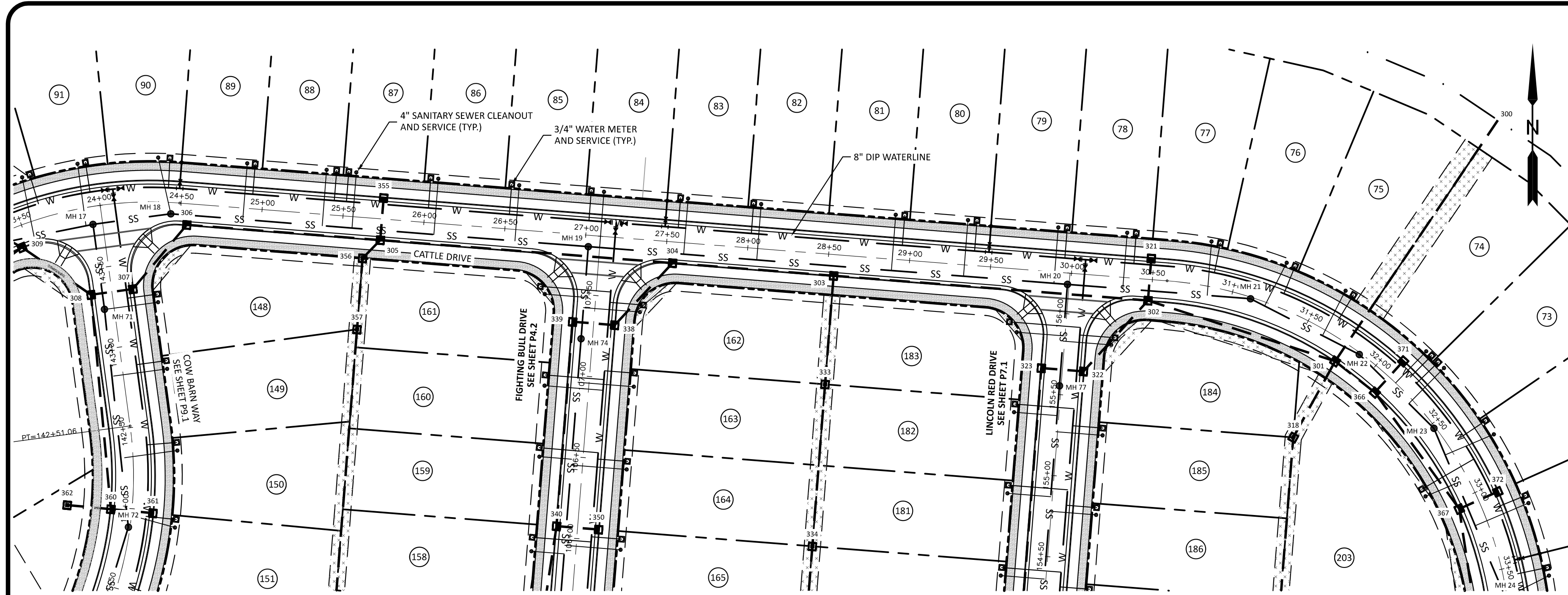
DESIGN BY: JPE

DRAWN BY: RSF

SCALE: 1"=50'

DATE: 2023-01-27

SHEET NO: **P1.1**




The Nau Company
Consulting Civil Engineers
PO Box 810, Rolesville, NC 27571
919-435-6395
NCBELS License P-0751

CLIENT:
PRESERVE AT JONES DAIRY, LLC
10534 ARNOLD PALMER DRIVE
RALEIGH, NC 27617 919-491-0761

NO.	DATE	DESCRIPTION

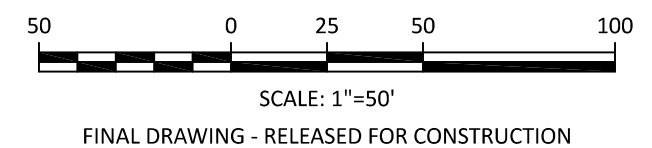
PRESERVE AT JONES DAIRY - CENTRAL
CONSTRUCTION DRAWINGS
ROLESVILLE, NC
CATTLE DRIVE PLAN AND PROFILE

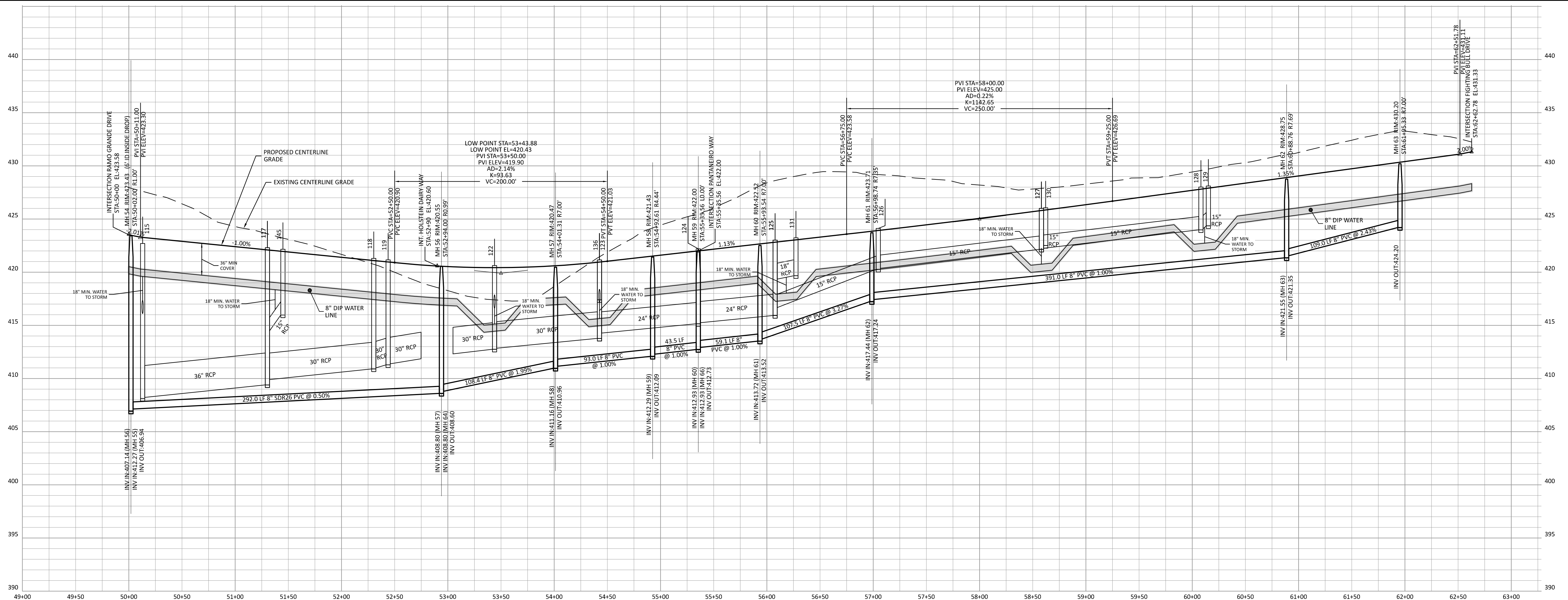
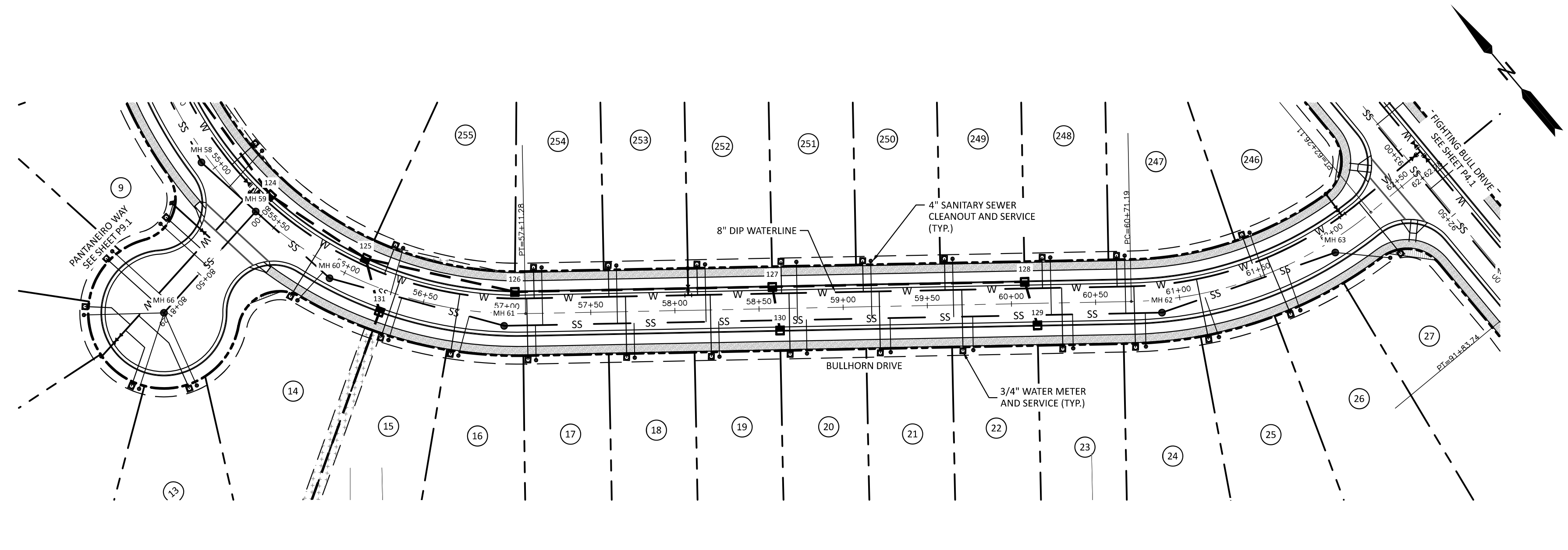
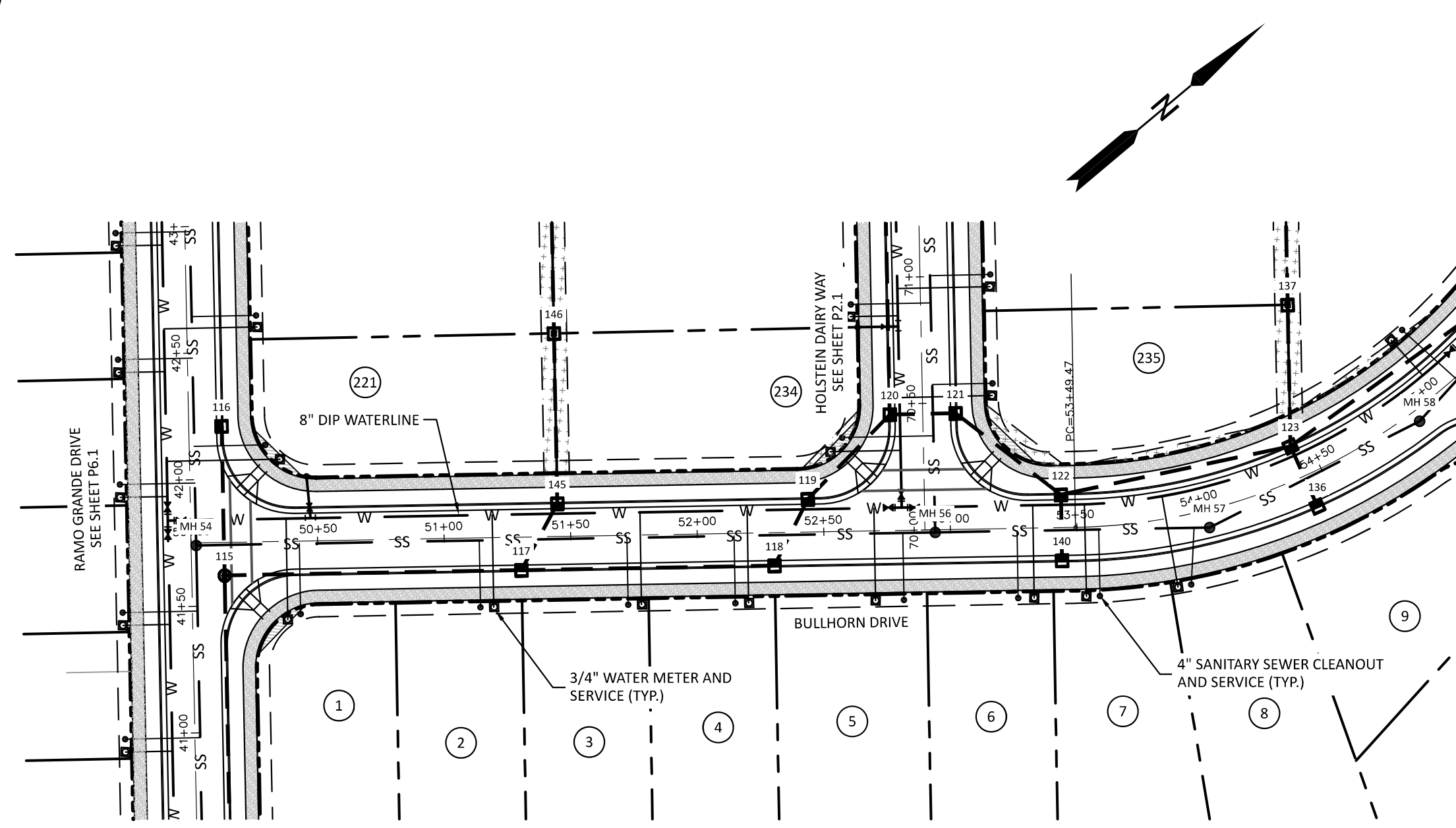


PROJECT NO: ...
DESIGN BY: JPE
DRAWN BY: RSF
SCALE: 1"=50'
DATE: 2023-01-27
SHEET NO: **P1.2**

SITE PERMITTING APPROVAL
Water and Sewer Permits (if Applicable)
The City of Raleigh consents to the connection and extension of the City's Public Sewer System as shown on this plan. The material and construction methods used for this project shall conform to the standards and specifications of the City's Public Utilities Handbook. City of Raleigh Public Utilities Department Permit # **W-5110**.
The City of Raleigh consents to the connection and extension of the City's Public Water System as shown on this plan. The material and construction methods used for this project shall conform to the standards and specifications of the City's Public Utilities Handbook. City of Raleigh Public Utilities Department Permit # **W-4015**.
CITY OF RALEIGH - PLANS AUTHORIZED FOR CONSTRUCTION
Electronic Approval: This approval is being issued electronically. This approval is valid only upon the signature of a City of Raleigh Review Officer Below. The City will retain a copy of the approved plans. Any work authorized by this approval must proceed in accordance with the plans kept on file with the City. This electronic approval may not be edited once issued. Any modification to this approval once issued will invalidate this approval.
City of Raleigh Development Approval: *Timothy Beasley*
Raleigh Water Review Officer

ATTENTION CONTRACTORS
THE CONSTRUCTION CONTRACTOR RESPONSIBLE FOR THE EXTENSION OF WATER, SEWER AND/OR REUSE, AS APPROVED IN THESE PLANS, IS RESPONSIBLE FOR CONTACTING THE PUBLIC UTILITIES DEPARTMENT AT 919-996-4540 AT LEAST 24 HOURS PRIOR TO BEGINNING ANY OF THEIR CONSTRUCTION.
FAILURE TO NOTIFY BOTH CITY DEPARTMENTS IN ADVANCE OF BEGINNING CONSTRUCTION WILL RESULT IN THE ISSUANCE OF MONETARY FINES AND REQUIRE REINSTALLATION OF ANY WATER OR SEWER FACILITIES NOT INSPECTED AS A RESULT OF THIS NOTIFICATION FAILURE.
FAILURE TO CALL FOR INSPECTION, INSTALL A DOWNSTREAM PLUG, HAVE PERMITTED PLANS ON THE JOB SITE, OR ANY OTHER VIOLATION OF CITY OF RALEIGH STANDARDS WILL RESULT IN A FINE AND POSSIBLE EXCLUSION FROM FUTURE WORK IN THE CITY OF RALEIGH.





SITE PERMITTING APPROVAL
 Water and Sewer Permits (if Applicable)

The City of Raleigh consents to the connection and extension of the City's Public Sewer System as shown on this plan. The material and construction methods used for this project shall conform to the standards and specifications of the City's Public Utilities Handbook, City of Raleigh Public Utilities Department Permit # **W-510**.

The City of Raleigh consents to the connection and extension of the City's Public Water System as shown on this plan. The material and construction methods used for this project shall conform to the standards and specifications of the City's Public Utilities Handbook, City of Raleigh Public Utilities Department Permit # **W-4015**.

CITY OF RALEIGH - PLANS AUTHORIZED FOR CONSTRUCTION

Electronic Approval: This approval is being issued electronically. This approval is valid only upon the signature of a City of Raleigh Review Officer Below. The City will retain a copy of the approval plans. Any work authorized by this approval must proceed in accordance with the plans kept on file with the City. This electronic approval may not be edited once issued. Any modification to this approval once issued will invalidate this approval.

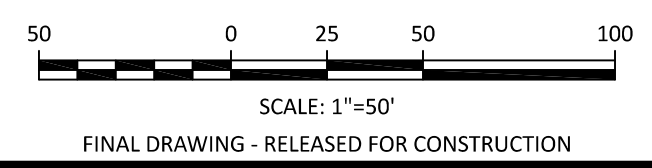
City of Raleigh Development Approval: *Trinity Beasley*
 Raleigh Water Review Officer

ATTENTION CONTRACTORS

THE CONSTRUCTION CONTRACTOR RESPONSIBLE FOR THE EXTENSION OF WATER, SEWER AND/OR REUSE, AS APPROVED IN THESE PLANS, IS RESPONSIBLE FOR CONTACTING THE PUBLIC UTILITIES DEPARTMENT AT 919-996-4540 AT LEAST 24 HOURS PRIOR TO BEGINNING ANY OF THEIR CONSTRUCTION.

FAILURE TO NOTIFY BOTH CITY DEPARTMENTS IN ADVANCE OF BEGINNING CONSTRUCTION WILL RESULT IN THE ISSUANCE OF MONETARY FINES, AND REQUIRE REINSTALLATION OF ANY WATER OR SEWER FACILITIES NOT INSPECTED AS A RESULT OF THIS NOTIFICATION FAILURE.

FAILURE TO CALL FOR INSPECTION, INSTALL A DOWNSTREAM PLUG, HAVE PERMITTED PLANS ON THE JOB SITE, OR ANY OTHER VIOLATION OF CITY OF RALEIGH STANDARDS WILL RESULT IN A FINE AND POSSIBLE EXCLUSION FROM FUTURE WORK IN THE CITY OF RALEIGH.



The Nau Company
 Consulting Civil Engineers
 PO Box 810, Rolesville, NC 27571
 919-435-6395
 NCBELS License P-0751

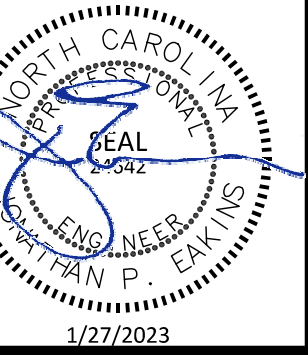
CLIENT:
 PRESERVE AT JONES DAIRY, LLC
 10534 ARNOLD PALMER DRIVE
 RALEIGH, NC 27617 919-491-0761

NO.	REVISIONS

PRESERVE AT JONES DAIRY - CENTRAL CONSTRUCTION DRAWINGS

ROLESVILLE, NC

BULLHORN DRIVE PLAN AND PROFILE



PROJECT NO: ...

DESIGN BY: JPE

DRAWN BY: RSF


SCALE: 1"=50'

DATE: 2023-01-27

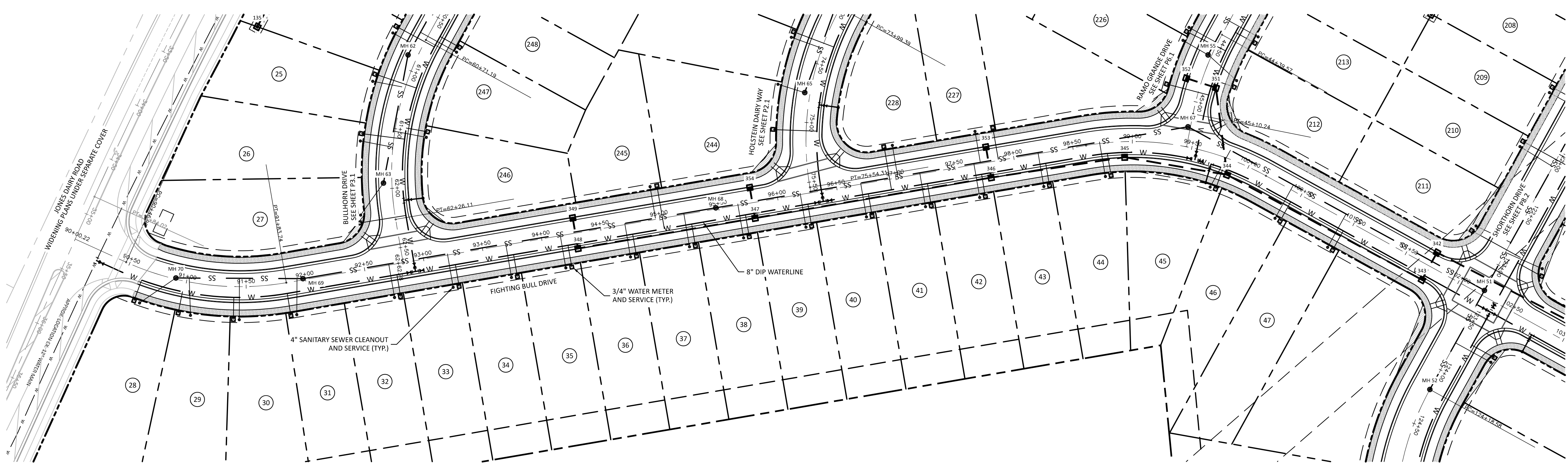
SHEET NO: **P3.1**

NO.	DATE	DESCRIPTION

**PRESERVE AT JONES DAIRY - CENTRAL
 CONSTRUCTION DRAWINGS**
 ROLESVILLE, NC
FIGHTING BULL DRIVE PLAN AND PROFILE

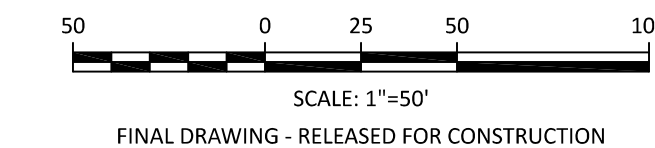
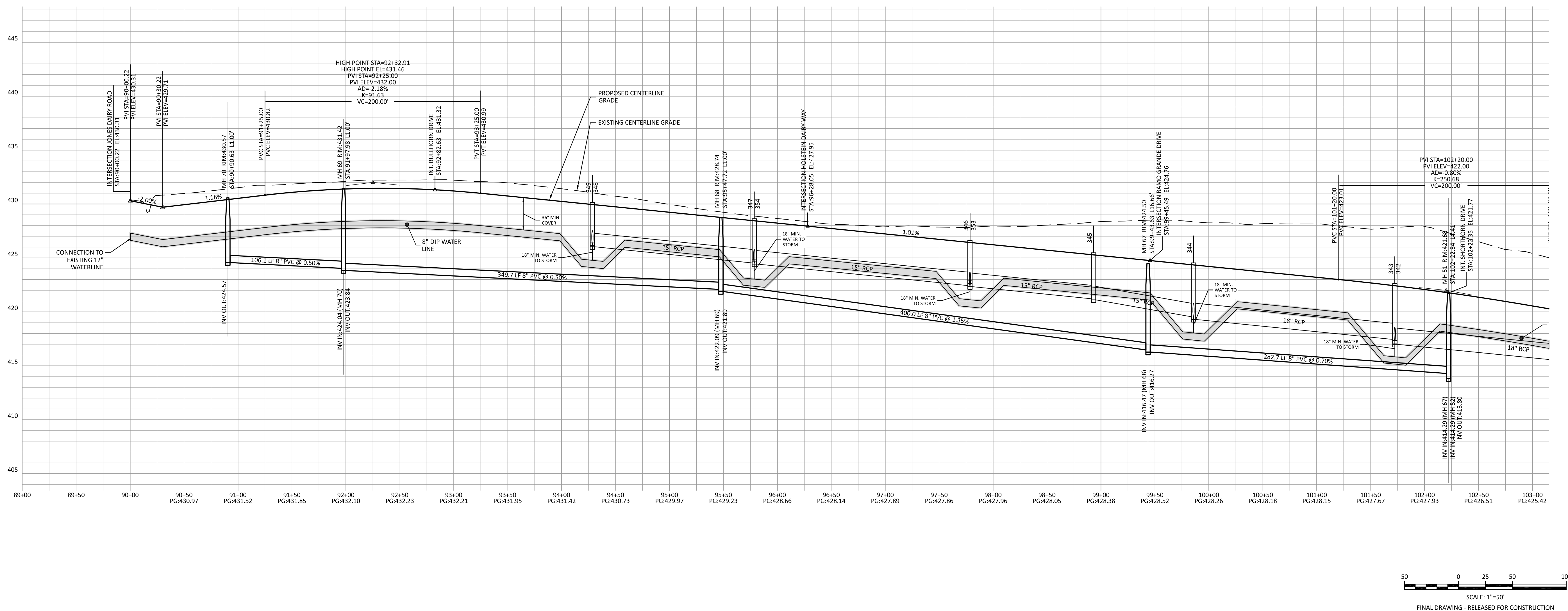


PROJECT NO:	---
DESIGN BY:	JPE
DRAWN BY:	RSF
SCALE:	1"=50'
DATE:	2023-01-27
SHEET NO:	P4.1



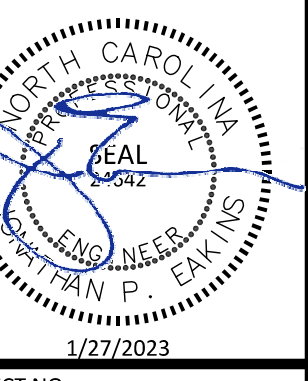
ATTENTION CONTRACTORS
 THE CONSTRUCTION CONTRACTOR RESPONSIBLE FOR THE EXTENSION OF WATER, SEWER AND/OR REUSE, AS APPROVED IN THESE PLANS, IS RESPONSIBLE FOR CONTACTING THE PUBLIC UTILITIES DEPARTMENT AT 919-296-4540 AT LEAST 24 HOURS PRIOR TO BEGINNING ANY OF THEIR CONSTRUCTION.
 FAILURE TO NOTIFY BOTH CITY DEPARTMENTS IN ADVANCE OF BEGINNING CONSTRUCTION WILL RESULT IN THE ISSUANCE OF MONETARY FINES, AND REQUIRE REINSTALLATION OF ANY WATER OR SEWER FACILITIES NOT INSPECTED AS A RESULT OF THIS NOTIFICATION FAILURE.
 FAILURE TO CALL FOR INSPECTION, INSTALL A DOWNSTREAM PLUG, HAVE PERMITTED PLANS ON THE JOBSITE, OR ANY OTHER VIOLATION OF CITY OF RALEIGH STANDARDS WILL RESULT IN A FINE AND POSSIBLE EXCLUSION FROM FUTURE WORK IN THE CITY OF RALEIGH.

SITE PERMITTING APPROVAL
 Water and Sewer Permits (if Applicable)
 The City of Raleigh consents to the connection and extension of the City's Public Sewer System as shown on this plan. The material and construction methods used for this project shall conform to the standards and specifications of the City's Public Utilities Handbook, City of Raleigh Public Utilities Department Permit # **SS-010**.
 The City of Raleigh consents to the connection and extension of the City's Public Water System as shown on this plan. The material and construction methods used for this project shall conform to the standards and specifications of the City's Public Utilities Handbook, City of Raleigh Public Utilities Department Permit # **W-010**.
CITY OF RALEIGH - PLANS AUTHORIZED FOR CONSTRUCTION
 Electronic Approval: This approval is being issued electronically. This approval is valid only upon the signature of a City of Raleigh Review Officer Below. The City will retain a copy of the approved plans. Any work authorized by this approval must proceed in accordance with the plans kept on file with the City. This electronic approval may not be edited once issued. Any modification to this approval once issued will invalidate this approval.
 City of Raleigh Development Approval: _____
 Raleigh Water Review Officer: _____



REVISIONS

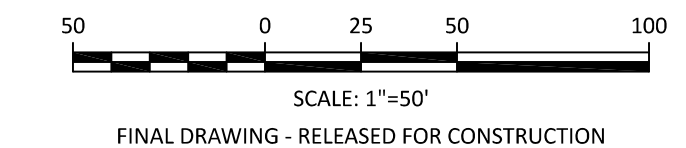
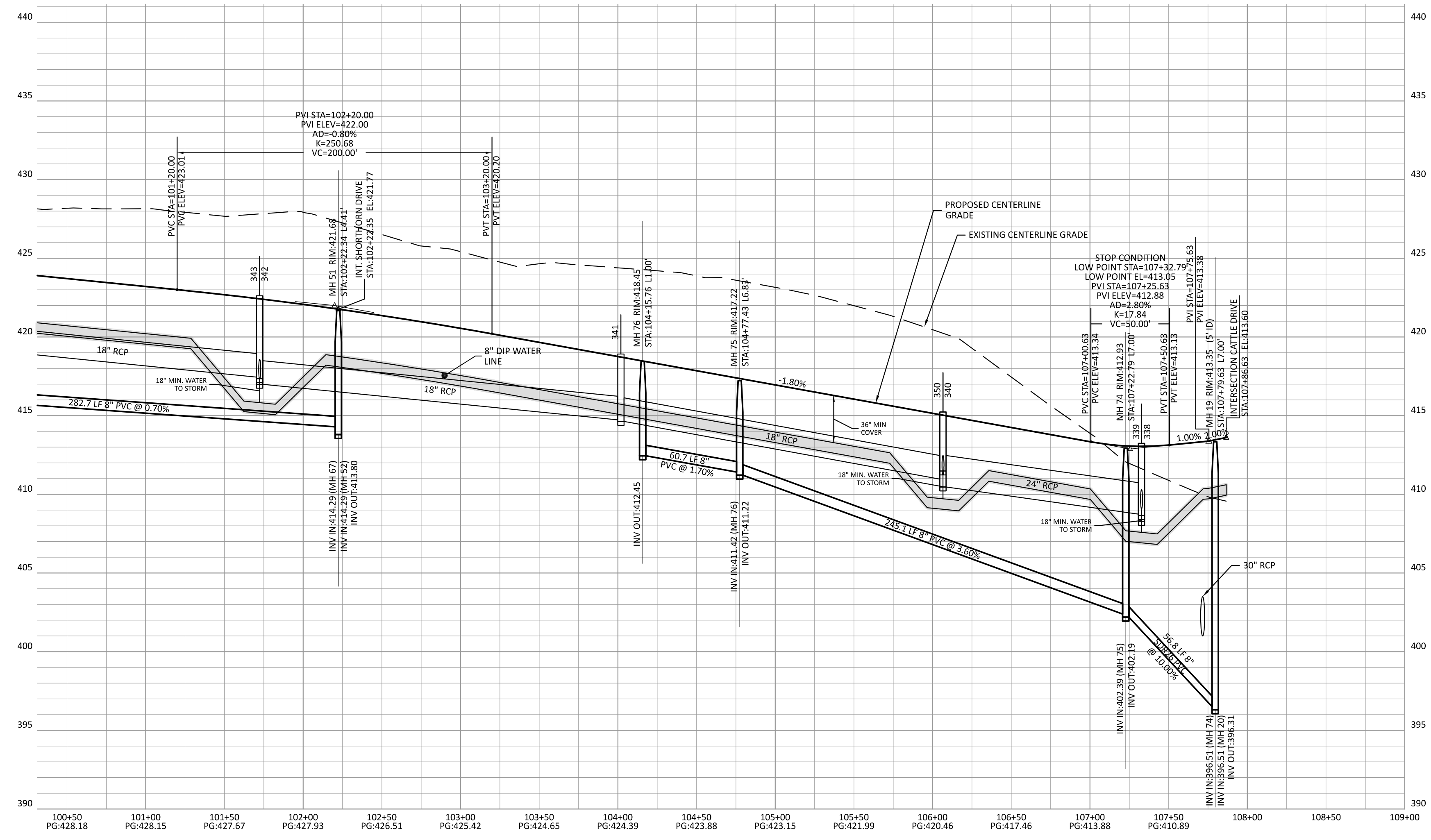
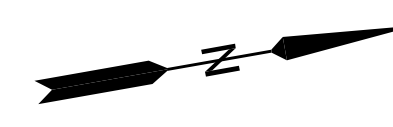
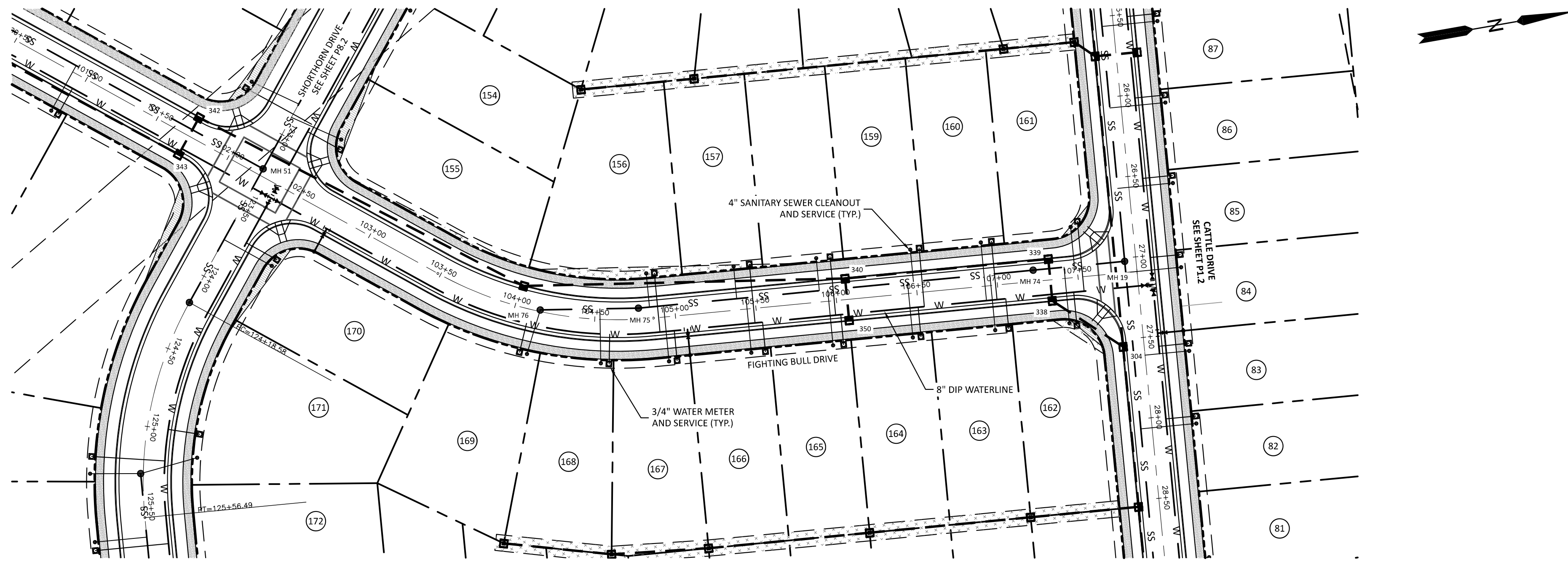
PRESERVE AT JONES DAIRY - CENTRAL CONSTRUCTION DRAWINGS
 ROLESVILLE, NC
FIGHTING BULL DRIVE PLAN AND PROFILE



PROJECT NO:	---
DESIGN BY:	JPE
DRAWN BY:	RSF
SCALE:	1"=50'
DATE:	2023-01-27
SHEET NO:	P4.2

ATTENTION CONTRACTORS
 THE CONSTRUCTION CONTRACTOR RESPONSIBLE FOR THE EXTENSION OF WATER, SEWER AND/OR REUSE, AS APPROVED IN THESE PLANS, IS RESPONSIBLE FOR CONTACTING THE PUBLIC UTILITIES DEPARTMENT AT 919-396-4540 AT LEAST 24 HOURS PRIOR TO BEGINNING ANY OF THEIR CONSTRUCTION.
 FAILURE TO NOTIFY BOTH CITY DEPARTMENTS IN ADVANCE OF BEGINNING CONSTRUCTION WILL RESULT IN THE ISSUANCE OF MONETARY FINES, AND REQUIRE REINSTALLATION OF ANY WATER OR SEWER FACILITIES NOT INSPECTED AS A RESULT OF THIS NOTIFICATION FAILURE.
 FAILURE TO CALL FOR INSPECTION, INSTALL A DOWNSTREAM PLUG, HAVE PERMITTED PLANS ON THE JOBSITE, OR ANY OTHER VIOLATION OF CITY OF RALEIGH STANDARDS WILL RESULT IN A FINE AND POSSIBLE EXCLUSION FROM FUTURE WORK IN THE CITY OF RALEIGH.

SITE PERMITTING APPROVAL
Water and Sewer Permits (if Applicable)
 The City of Raleigh consents to the connection and extension of the City's Public Sewer System as shown on this plan. The material and construction methods used for this project shall conform to the standards and specifications of the City's Public Utilities Handbook, City of Raleigh Public Utilities Department Permit # **S-2108**.
 The City of Raleigh consents to the connection and extension of the City's Public Water System as shown on this plan. The material and construction methods used for this project shall conform to the standards and specifications of the City's Public Utilities Handbook, City of Raleigh Public Utilities Department Permit # **W-4015**.
CITY OF RALEIGH - PLANS AUTHORIZED FOR CONSTRUCTION
 Electronic Approval: This approval is being issued electronically. This approval is valid only upon the signature of a City of Raleigh Review Officer Below. The City will retain a copy of the approval plans. Any work authorized by this approval must proceed in accordance with the plans kept on file with the City. This electronic approval may not be edited once issued. Any modification to this approval once issued will invalidate this approval.
 City of Raleigh Development Approval: Timothy Besky
 Raleigh Water Review Officer




REVISIONS

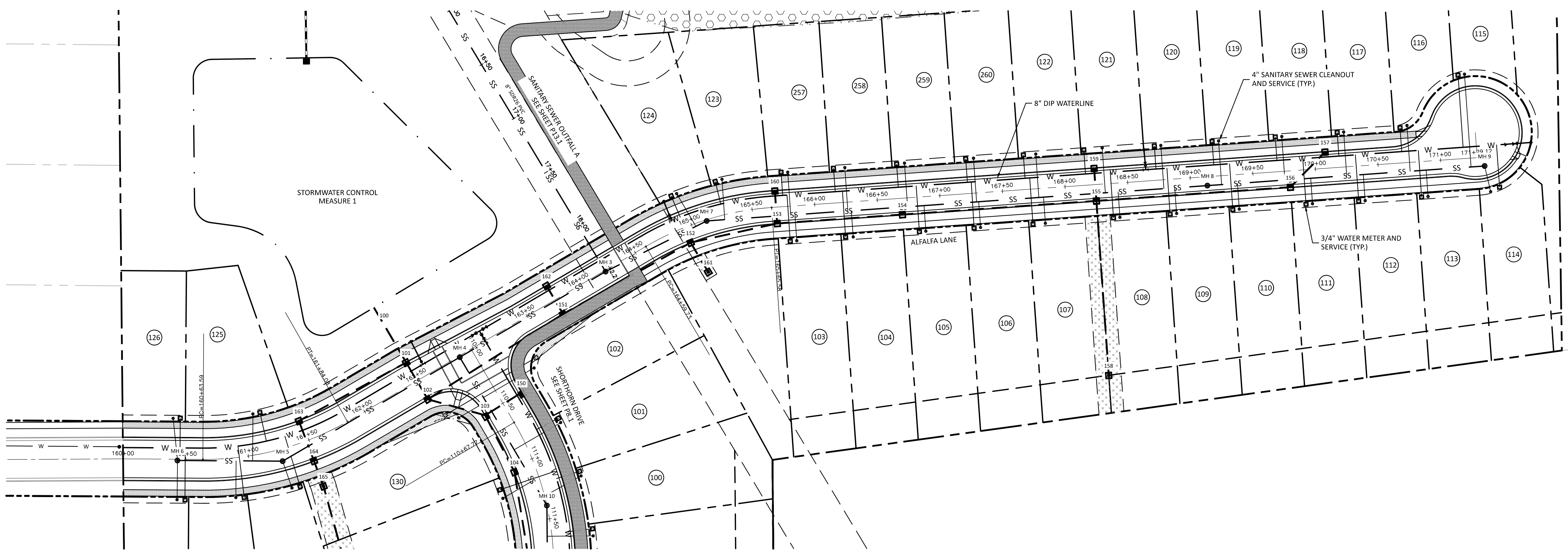
**PRESERVE AT JONES DAIRY - CENTRAL
 CONSTRUCTION DRAWINGS**

ROLESVILLE, NC

ALFALFA LANE PLAN AND PROFILE

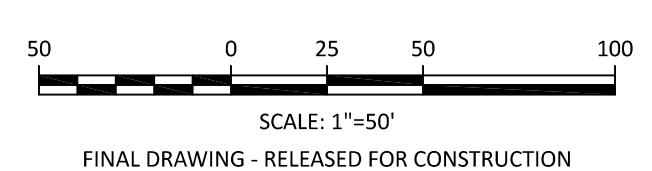
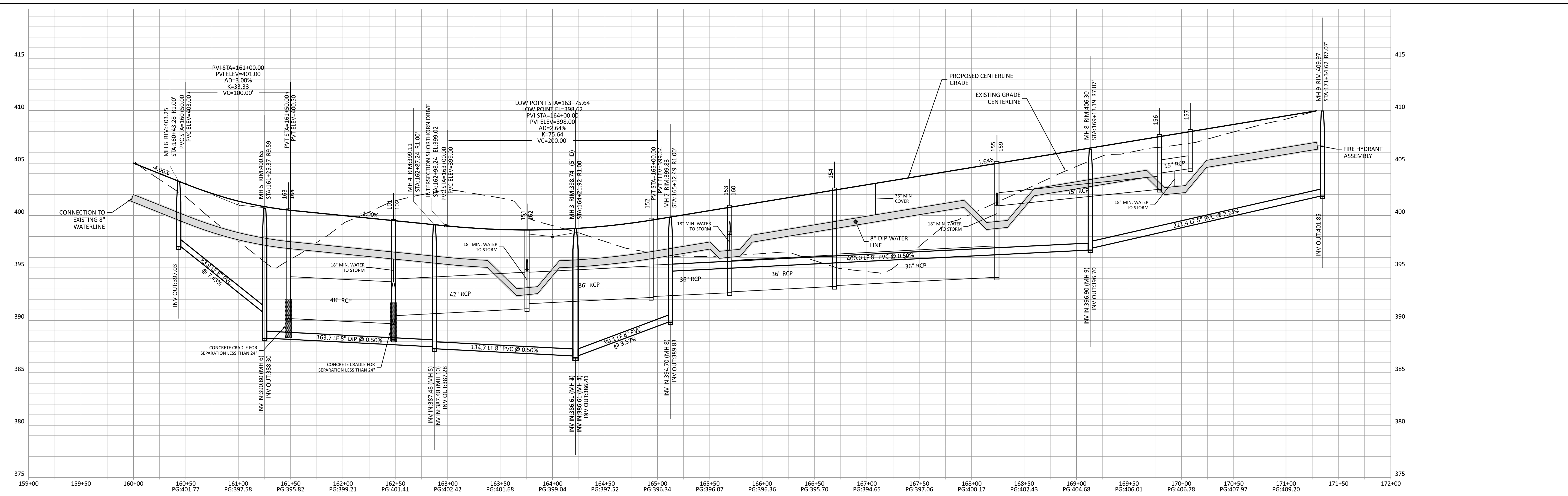


PROJECT NO: ---
 DESIGN BY: JPE
 DRAWN BY: RSF
 SCALE: 1"=50'
 DATE: 2023-01-27
 SHEET NO: **P5.1**


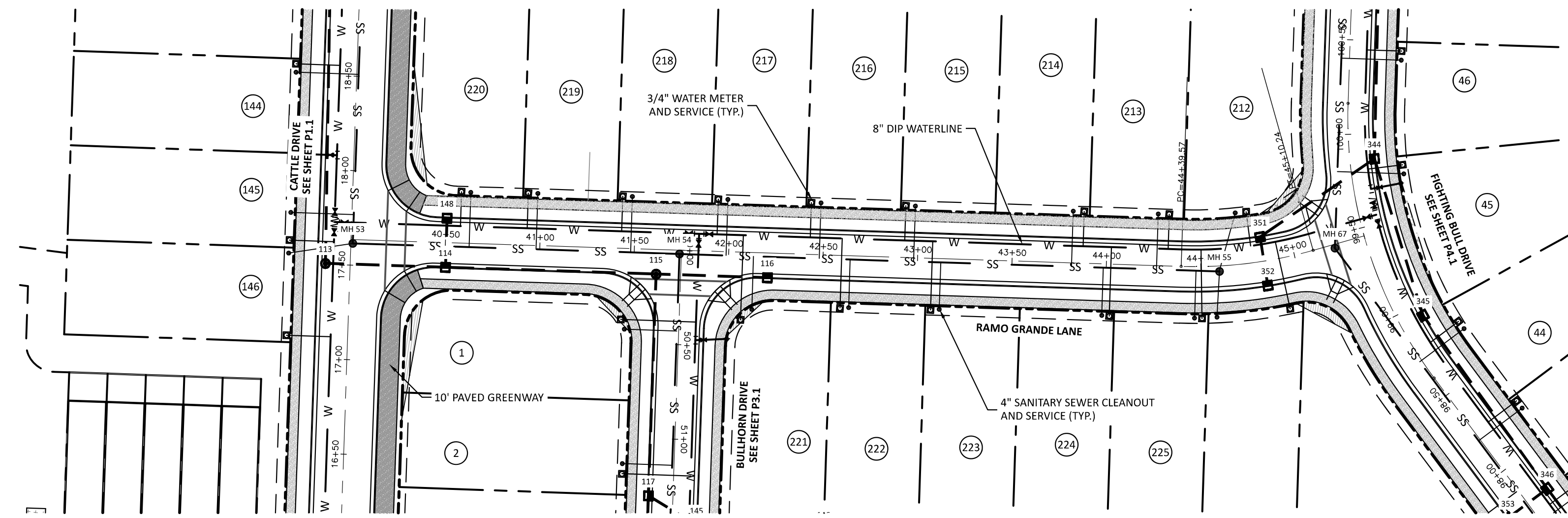


ATTENTION CONTRACTORS
 THE CONSTRUCTION CONTRACTOR RESPONSIBLE FOR THE EXTENSION OF WATER, SEWER AND/OR REUSE, AS APPROVED IN THESE PLANS, IS RESPONSIBLE FOR CONTACTING THE PUBLIC UTILITIES DEPARTMENT AT 919-398-4540 AT LEAST 24 HOURS PRIOR TO BEGINNING ANY OF THEIR CONSTRUCTION.
 FAILURE TO NOTIFY BOTH CITY DEPARTMENTS IN ADVANCE OF BEGINNING CONSTRUCTION WILL RESULT IN THE ISSUANCE OF MONETARY FINES AND REQUIRE REINSTALLATION OF ANY WATER OR SEWER FACILITIES NOT INSPECTED AS A RESULT OF THIS NOTIFICATION FAILURE.
 FAILURE TO CALL FOR INSPECTION, INSTALL A DOWNSTREAM PLUG, HAVE PERMITTED PLANS ON THE JOBSITE, OR ANY OTHER VIOLATION OF CITY OF RALEIGH STANDARDS WILL RESULT IN A FINE AND POSSIBLE EXCLUSION FROM FUTURE WORK IN THE CITY OF RALEIGH.

SITE PERMITTING APPROVAL
Water and Sewer Permits (if Applicable)
 The City of Raleigh consents to the connection and extension of the City's Public Sewer System as shown on this plan. The material and construction methods used for this project shall conform to the standards and specifications of the City's Public Utilities Handbook, City of Raleigh Public Utilities Department Permit # **S-2108**.
 The City of Raleigh consents to the connection and extension of the City's Public Water System as shown on this plan. The material and construction methods used for this project shall conform to the standards and specifications of the City's Public Utilities Handbook, City of Raleigh Public Utilities Department Permit # **W-4015**.
CITY OF RALEIGH - PLANS AUTHORIZED FOR CONSTRUCTION
 Electronic Approval: This approval is being issued electronically. This approval is valid only upon the signature of a City of Raleigh Review Officer Below. The City will retain a copy of the approval plans. Any work authorized by this approval must proceed in accordance with the plans kept on file with the City. This electronic approval may not be edited once issued. Any modification to this approval once issued will invalidate this approval.
 City of Raleigh Development Approval: _____
 Raleigh Water Review Officer



FINAL DRAWING - RELEASED FOR CONSTRUCTION



ATTENTION CONTRACTORS
 THE CONSTRUCTION CONTRACTOR RESPONSIBLE FOR THE EXTENSION OF WATER, SEWER AND/OR REUSE, AS APPROVED IN THESE PLANS, IS RESPONSIBLE FOR CONTACTING THE PUBLIC UTILITIES DEPARTMENT AT 919-396-4540 AT LEAST 24 HOURS PRIOR TO BEGINNING ANY OF THEIR CONSTRUCTION.
 FAILURE TO NOTIFY BOTH CITY DEPARTMENTS IN ADVANCE OF BEGINNING CONSTRUCTION WILL RESULT IN THE ISSUANCE OF MONETARY FINES, AND REQUIRE REINSTALLATION OF ANY WATER OR SEWER FACILITIES NOT INSPECTED AS A RESULT OF THIS NOTIFICATION FAILURE.
 FAILURE TO CALL FOR INSPECTION, INSTALL A DOWNSTREAM PLUG, HAVE PERMITTED PLANS ON THE JOBSITE, OR ANY OTHER VIOLATION OF CITY OF RALEIGH STANDARDS WILL RESULT IN A FINE AND POSSIBLE EXCLUSION FROM FUTURE WORK IN THE CITY OF RALEIGH.

SITE PERMITTING APPROVAL
 Water and Sewer Permits (if Applicable)

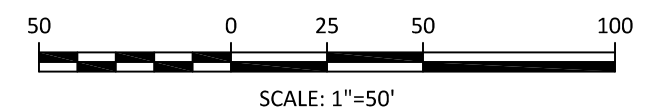
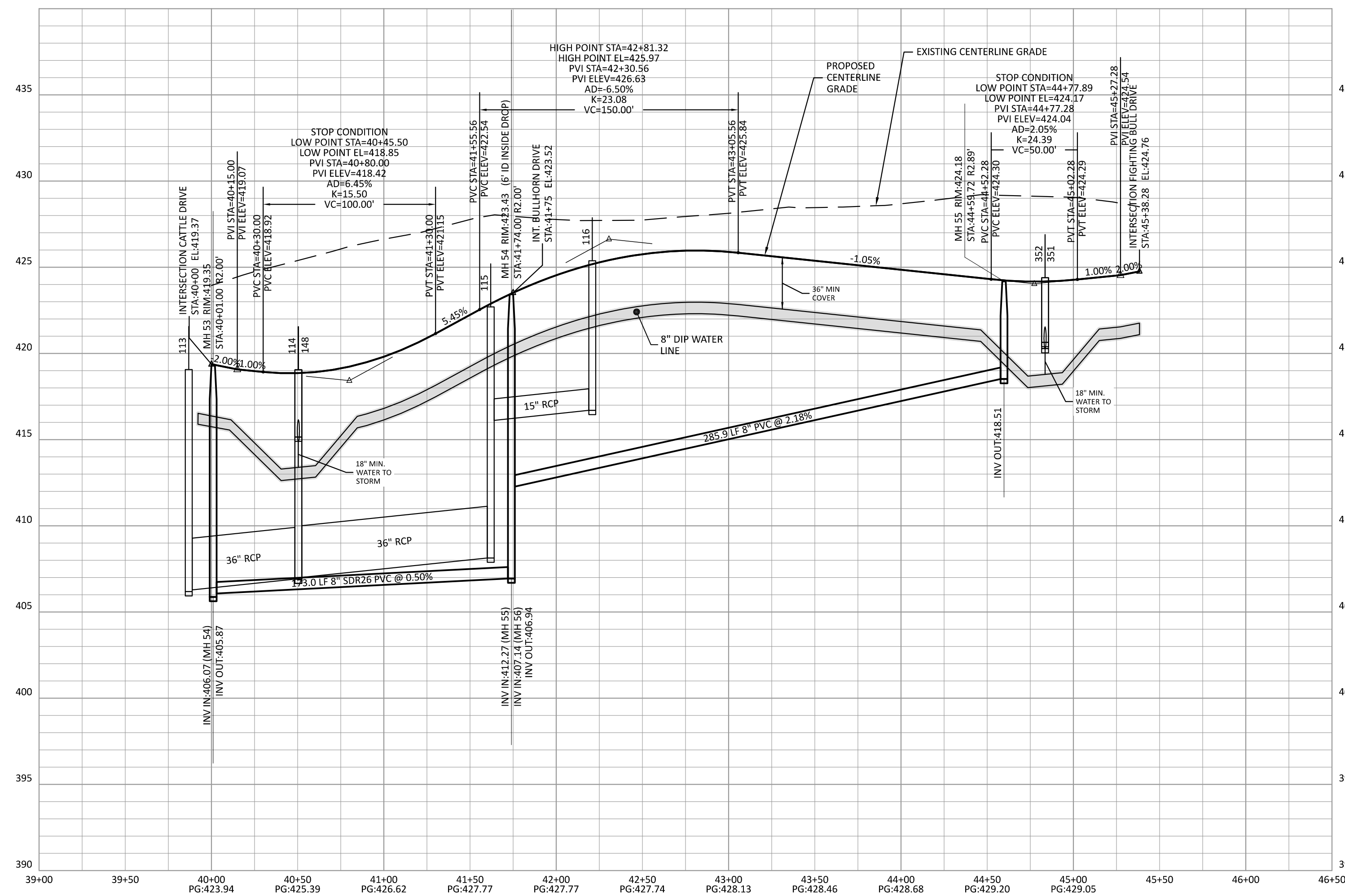
The City of Raleigh consents to the connection and extension of the City's Public Sewer System as shown on this plan. The material and construction methods used for this project shall conform to the standards and specifications of the City's Public Utilities Handbook, City of Raleigh Public Utilities Department Permit # **W-010**.
 The City of Raleigh consents to the connection and extension of the City's Public Water System as shown on this plan. The material and construction methods used for this project shall conform to the standards and specifications of the City's Public Utilities Handbook, City of Raleigh Public Utilities Department Permit # **W-010**.

CITY OF RALEIGH - PLANS AUTHORIZED FOR CONSTRUCTION
 Electronic Approval: This approval is being issued electronically. This approval is valid only upon the signature of a City of Raleigh Review Officer Below. The City will retain a copy of the approval plans. Any work authorized by this approval must proceed in accordance with the plans kept on file with the City. This electronic approval may not be edited once issued. Any modification to this approval once issued will invalidate this approval.
 City of Raleigh Development Approval: Timothy Beasley
 Raleigh Water Review Officer


The Nau Company
 Consulting Civil Engineers
 PO Box 810, Rolesville, NC 27571
 919-435-6395
 NCBELS License P-0751

CLIENT:
 PRESERVE AT JONES DAIRY, LLC
 10534 ARNOLD PALMER DRIVE
 RALEIGH, NC 27617 919-491-0761

NO.	DESCRIPTION	DATE

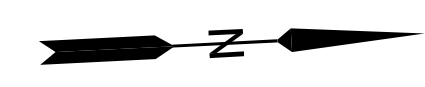
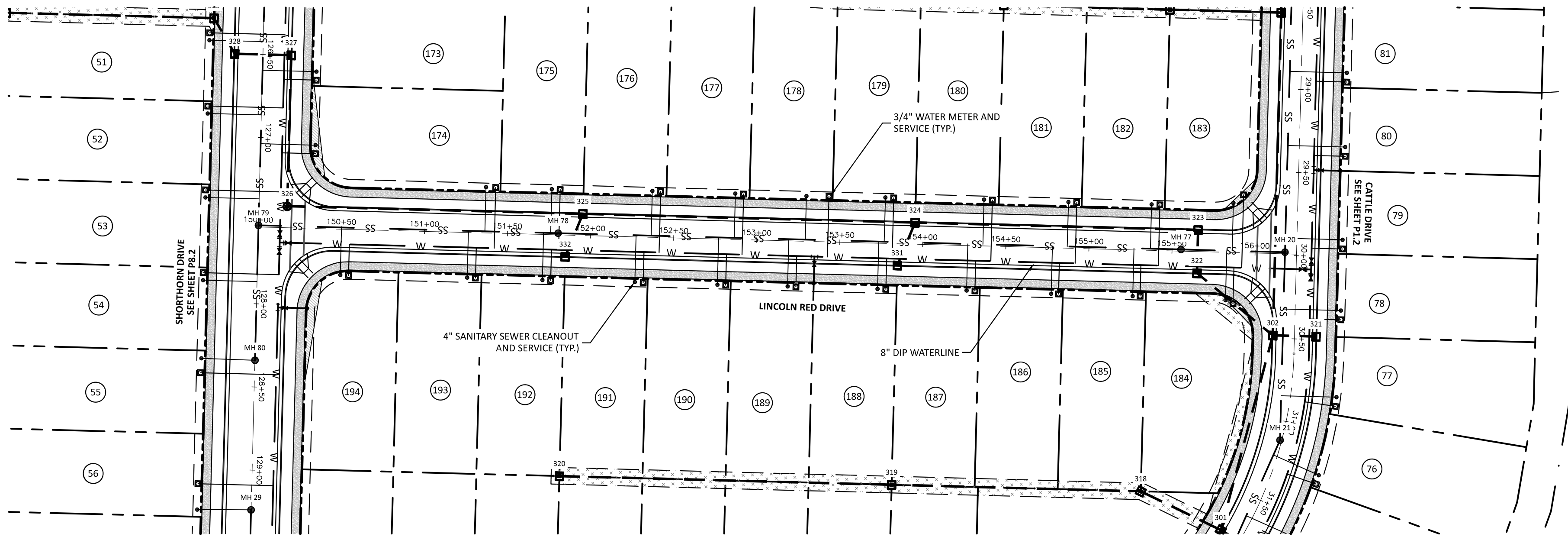


PRESERVE AT JONES DAIRY - CENTRAL
 CONSTRUCTION DRAWINGS
 ROLESVILLE, NC
 RAMO GRANDE LANE PLAN AND PROFILE



PROJECT NO:	---
DESIGN BY:	JPE
DRAWN BY:	RSF
SCALE:	1"=50'
DATE:	2023-01-27
SHEET NO:	P6.1

FINAL DRAWING - RELEASED FOR CONSTRUCTION




ATTENTION CONTRACTORS
 THE CONSTRUCTION CONTRACTOR RESPONSIBLE FOR THE EXTENSION OF WATER, SEWER AND/OR REUSE, AS APPROVED IN THESE PLANS, IS RESPONSIBLE FOR CONTACTING THE PUBLIC UTILITIES DEPARTMENT AT 919-296-4540 AT LEAST 24 HOURS PRIOR TO BEGINNING ANY OF THEIR CONSTRUCTION.
 FAILURE TO NOTIFY BOTH CITY DEPARTMENTS IN ADVANCE OF BEGINNING CONSTRUCTION WILL RESULT IN THE ISSUANCE OF MONETARY FINES, AND REQUIRE REINSTALLATION OF ANY WATER OR SEWER FACILITIES NOT INSPECTED AS A RESULT OF THIS NOTIFICATION FAILURE.
 FAILURE TO CALL FOR INSPECTION, INSTALL A DOWNSTEAM PLUG, HAVE PERMITTED PLANS ON THE JOBSITE, OR ANY OTHER VIOLATION OF CITY OF RALEIGH STANDARDS WILL RESULT IN A FINE AND POSSIBLE EXCLUSION FROM FUTURE WORK IN THE CITY OF RALEIGH.

SITE PERMITTING APPROVAL
 Water and Sewer Permits (if Applicable)
 The City of Raleigh consents to the connection and extension of the City's Public Sewer System as shown on this plan. The material and construction methods used for this project shall conform to the standards and specifications of the City's Public Utilities Handbook. City of Raleigh Public Utilities Department Permit # **S-2108**.
 The City of Raleigh consents to the connection and extension of the City's Public Water System as shown on this plan. The material and construction methods used for this project shall conform to the standards and specifications of the City's Public Utilities Handbook. City of Raleigh Public Utilities Department Permit # **W-4015**.
CITY OF RALEIGH - PLANS AUTHORIZED FOR CONSTRUCTION
 Electronic Approval: This approval is being issued electronically. This approval is valid only upon the signature of a City of Raleigh Review Officer Below. The City will retain a copy of the approval plans. Any work authorized by this approval must proceed in accordance with the plans kept on file with the City. This electronic approval may not be edited once issued. Any modification to this approval once issued will invalidate this approval.
 City of Raleigh Development Approval: _____
 Raleigh Water Review Officer

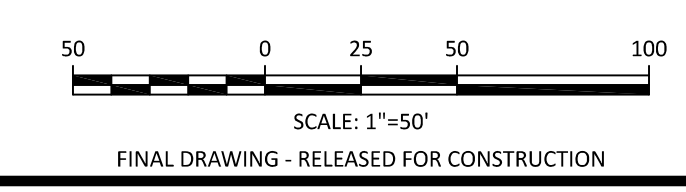
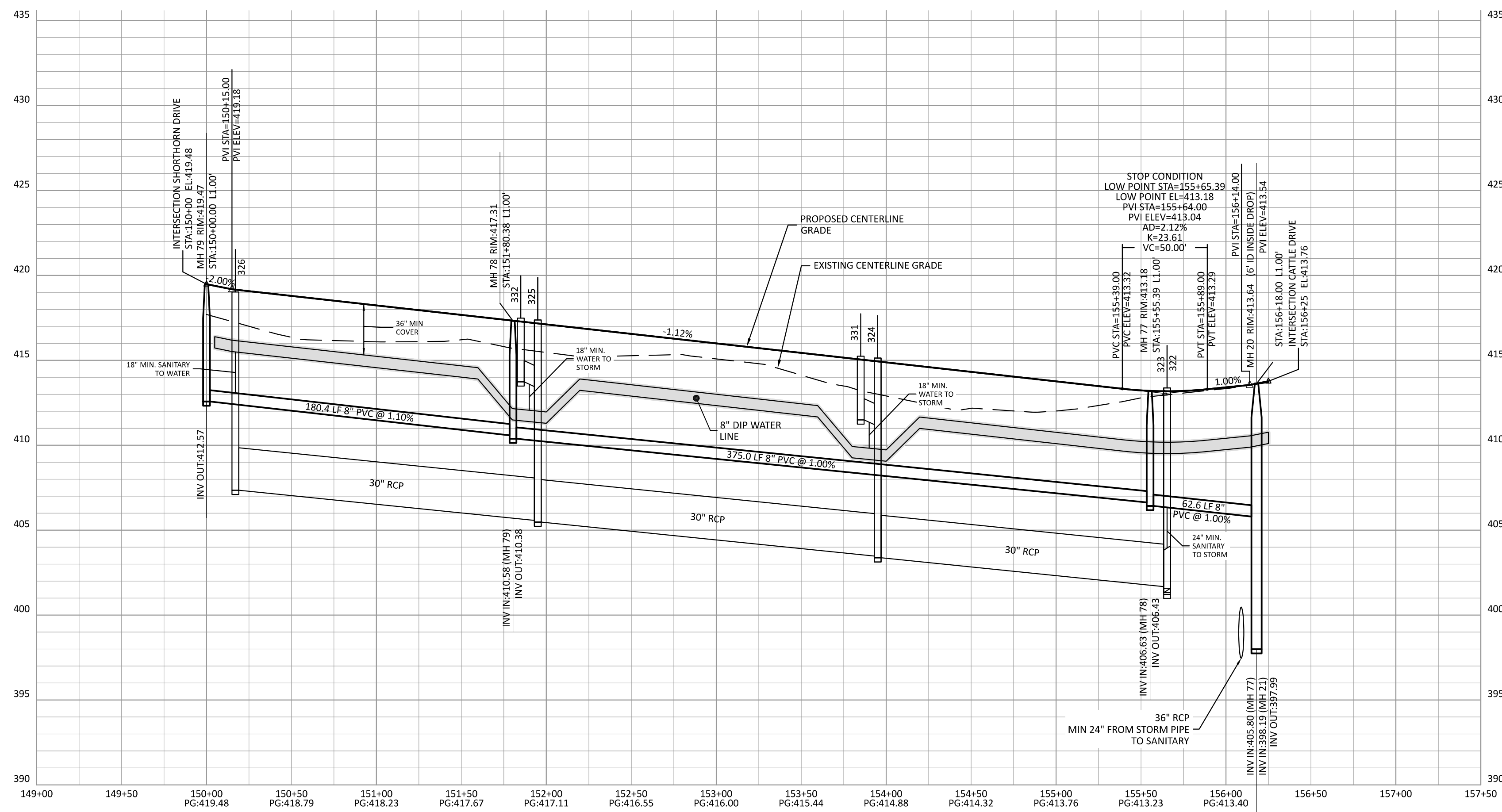
CLIENT:
 PRESERVE AT JONES DAIRY, LLC
 10534 ARNOLD PALMER DRIVE
 RALEIGH, NC 27617 919-491-0761

NO.	DATE	REVISIONS

PRESERVE AT JONES DAIRY - CENTRAL CONSTRUCTION DRAWINGS
 ROLESVILLE, NC
 LINCOLN RED DRIVE PLAN AND PROFILE



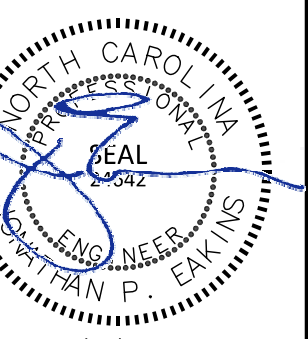
PROJECT NO:	---
DESIGN BY:	JPE
DRAWN BY:	RSF
SCALE:	1"=50'
DATE:	2023-01-27
SHEET NO:	P7.1



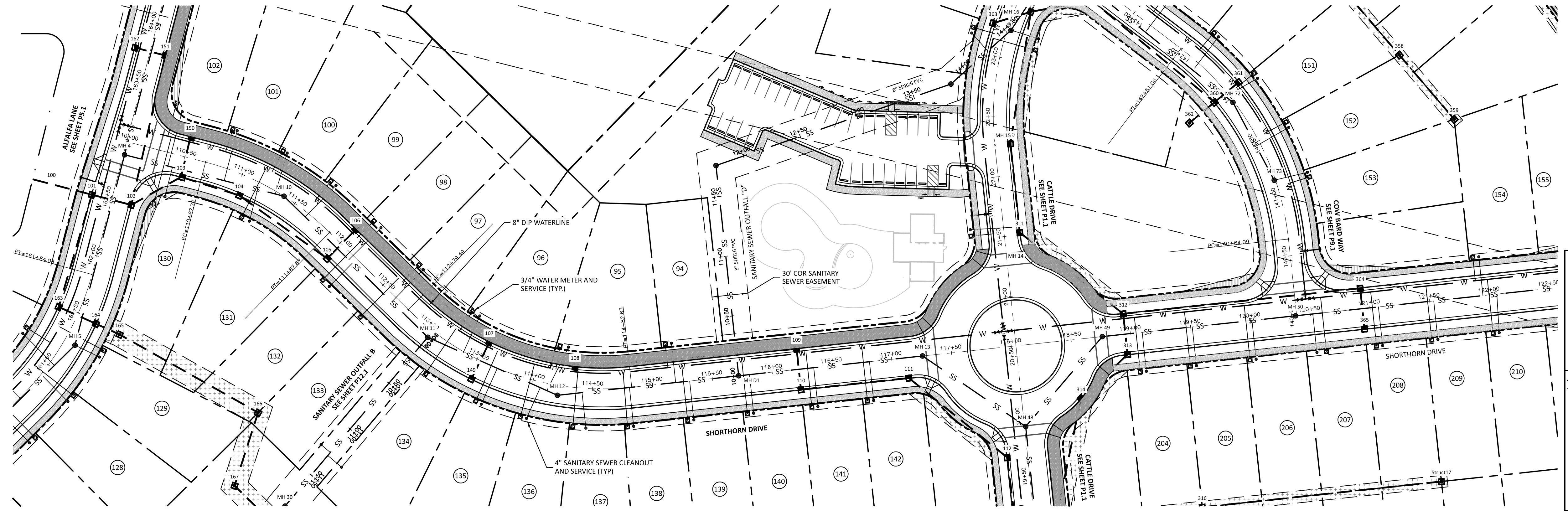
REVISIONS

PRESERVE AT JONES DAIRY - CENTRAL CONSTRUCTION DRAWINGS

SHORTHORN DRIVE PLAN AND PROFILE

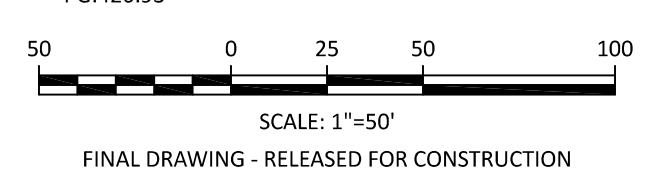
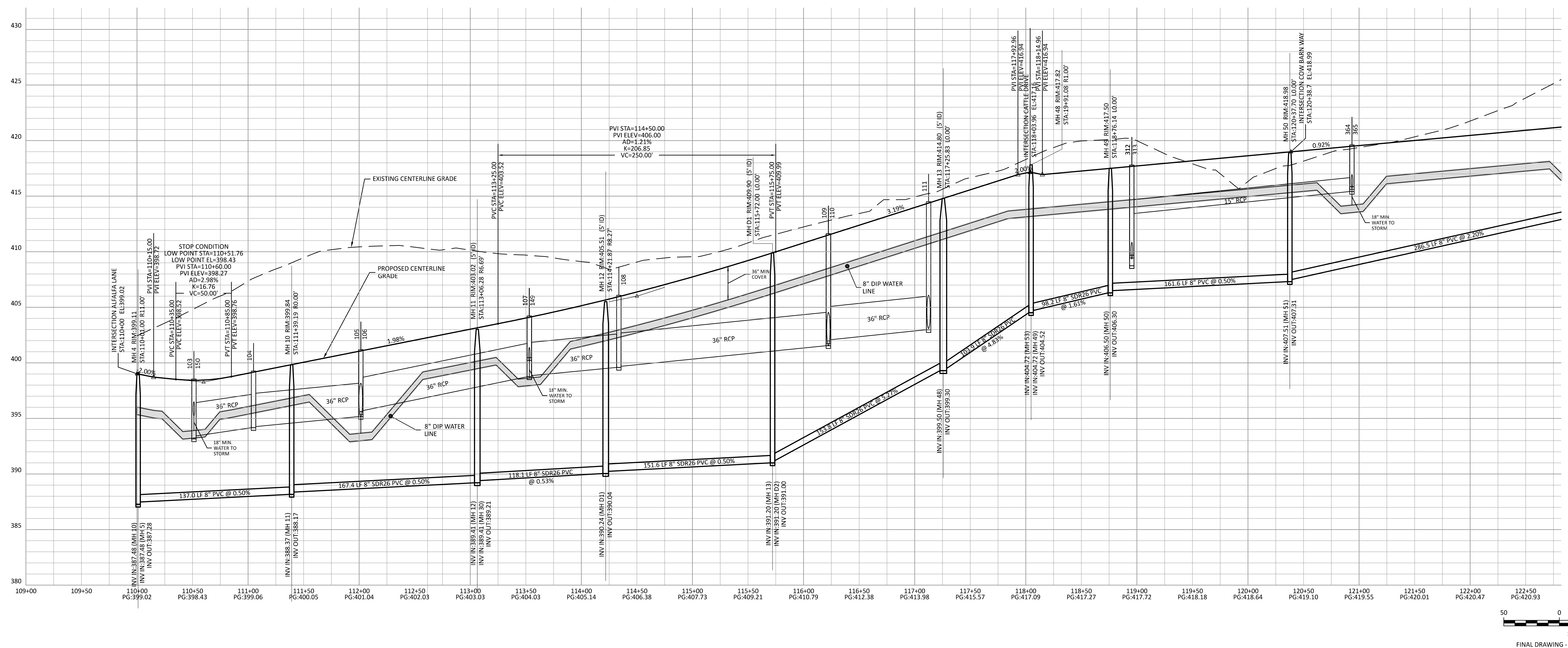


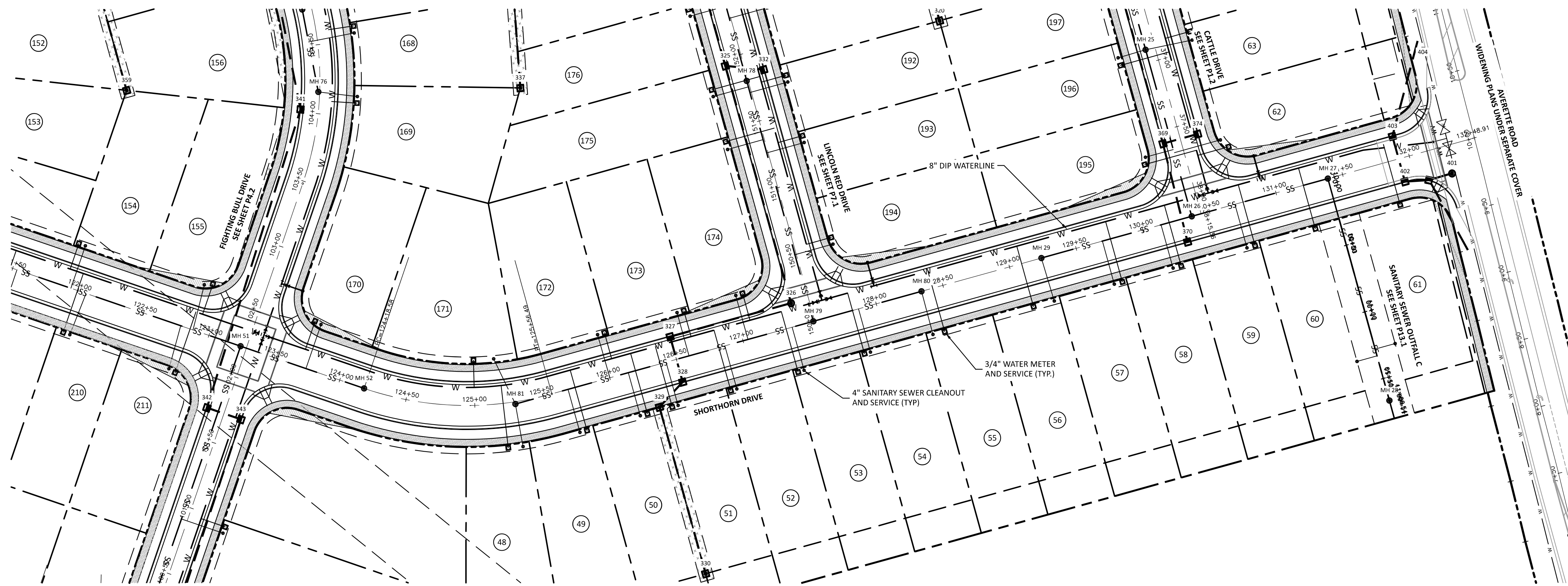
PROJECT NO:	---
DESIGN BY:	JPE
DRAWN BY:	RSF
SCALE:	1"=50'
DATE:	2023-01-27
SHEET NO:	P8.1



ATTENTION CONTRACTORS
 THE CONSTRUCTION CONTRACTOR RESPONSIBLE FOR THE EXTENSION OF WATER, SEWER AND/OR REUSE, AS APPROVED IN THESE PLANS, IS RESPONSIBLE FOR CONTACTING THE PUBLIC UTILITIES DEPARTMENT AT 919-396-4540 AT LEAST 24 HOURS PRIOR TO BEGINNING ANY OF THEIR CONSTRUCTION.
 FAILURE TO NOTIFY BOTH CITY DEPARTMENTS IN ADVANCE OF BEGINNING CONSTRUCTION WILL RESULT IN THE ISSUANCE OF MONETARY FINES, AND REQUIRE REINSTALLATION OF ANY WATER OR SEWER FACILITIES NOT INSPECTED AS A RESULT OF THIS NOTIFICATION FAILURE.
 FAILURE TO CALL FOR INSPECTION, INSTALL A DOWNSTREAM PLUG, HAVE PERMITTED PLANS ON THE JOBSITE, OR ANY OTHER VIOLATION OF CITY OF RALEIGH STANDARDS WILL RESULT IN A FINE AND POSSIBLE EXCLUSION FROM FUTURE WORK IN THE CITY OF RALEIGH.

SITE PERMITTING APPROVAL
 Water and Sewer Permits (if Applicable)
 The City of Raleigh consents to the connection and extension of the City's Public Sewer System as shown on this plan. The material and construction methods used for this project shall conform to the standards and specifications of the City's Public Utilities Handbook, City of Raleigh Public Utilities Department Permit # **S-218**.
 The City of Raleigh consents to the connection and extension of the City's Public Water System as shown on this plan. The material and construction methods used for this project shall conform to the standards and specifications of the City's Public Utilities Handbook, City of Raleigh Public Utilities Department Permit # **W-4015**.
CITY OF RALEIGH - PLANS AUTHORIZED FOR CONSTRUCTION
 Electronic Approval: This approval is being issued electronically. This approval is valid only upon the signature of a City of Raleigh Review Officer Below. The City will retain a copy of the approval plans. Any work authorized by this approval must proceed in accordance with the plans kept on file with the City. This electronic approval may not be edited once issued. Any modification to this approval once issued will invalidate this approval.
 City of Raleigh Development Approval: Timothy Beason
 Raleigh Water Review Officer



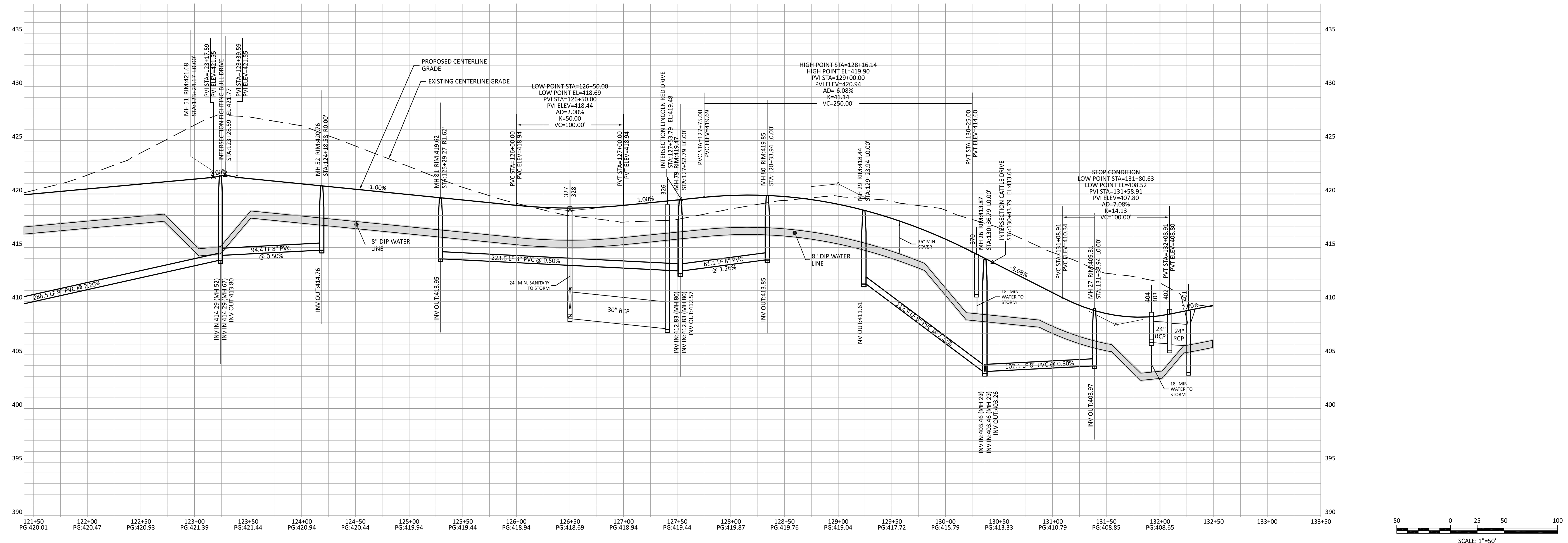


ATTENTION CONTRACTORS
 THE CONSTRUCTION CONTRACTOR RESPONSIBLE FOR THE EXTENSION OF WATER, SEWER AND/OR REUSE, AS APPROVED IN THESE PLANS, IS RESPONSIBLE FOR CONTACTING THE PUBLIC UTILITIES DEPARTMENT AT 919-296-4540 AT LEAST 24 HOURS PRIOR TO BEGINNING ANY OF THEIR CONSTRUCTION.
 FAILURE TO NOTIFY BOTH CITY DEPARTMENTS IN ADVANCE OF BEGINNING CONSTRUCTION WILL RESULT IN THE ISSUANCE OF MONETARY FINES, AND REQUIRE REINSTALLATION OF ANY WATER OR SEWER FACILITIES NOT INSPECTED AS A RESULT OF THIS NOTIFICATION FAILURE.
 FAILURE TO CALL FOR INSPECTION, INSTALL A DOWNSTREAM PLUG, HAVE PERMITTED PLANS ON THE JOBSITE, OR ANY OTHER VIOLATION OF CITY OF RALEIGH STANDARDS WILL RESULT IN A FINE AND POSSIBLE EXCLUSION FROM FUTURE WORK IN THE CITY OF RALEIGH.


SITE PERMITTING APPROVAL
 Water and Sewer Permits (if Applicable)
 The City of Raleigh consents to the connection and extension of the City's Public Sewer System as shown on this plan. The material and construction methods used for this project shall conform to the standards and specifications of the City's Public Utilities Handbook, City of Raleigh Public Utilities Department Permit # **5-2108**.
 The City of Raleigh consents to the connection and extension of the City's Public Water System as shown on this plan. The material and construction methods used for this project shall conform to the standards and specifications of the City's Public Utilities Handbook, City of Raleigh Public Utilities Department Permit # **W-4015**.
CITY OF RALEIGH - PLANS AUTHORIZED FOR CONSTRUCTION
 Electronic Approval: This approval is being issued electronically. This approval is valid only upon the signature of a City of Raleigh Review Officer Below. The City will retain a copy of the approval plans. Any work authorized by this approval must proceed in accordance with the plans kept on file with the City. This electronic approval may not be edited once issued. Any modification to this approval once issued will invalidate this approval.
 City of Raleigh Development Approval: _____
 Raleigh Water Review Officer: _____

CLIENT:
 PRESERVE AT JONES DAIRY, LLC
 10534 ARNOLD PALMER DRIVE
 RALEIGH, NC 27617 919-491-0761

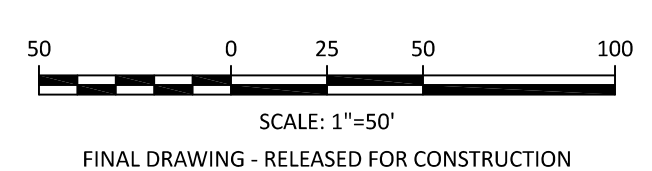
NO.	DATE	DESCRIPTION



PRESERVE AT JONES DAIRY - CENTRAL
 CONSTRUCTION DRAWINGS
 SHORTHORN DRIVE PLAN AND PROFILE
 ROLESVILLE, NC



PROJECT NO: ...
 DESIGN BY: JPE
 DRAWN BY: RSF
 SCALE: 1"=50'
 DATE: 2023-01-27
 SHEET NO: **P8.2**




CLIENT:
 PRESERVE AT JONES DAIRY, LLC
 10534 ARNOLD PALMER DRIVE
 RALEIGH, NC 27617 919-491-0761

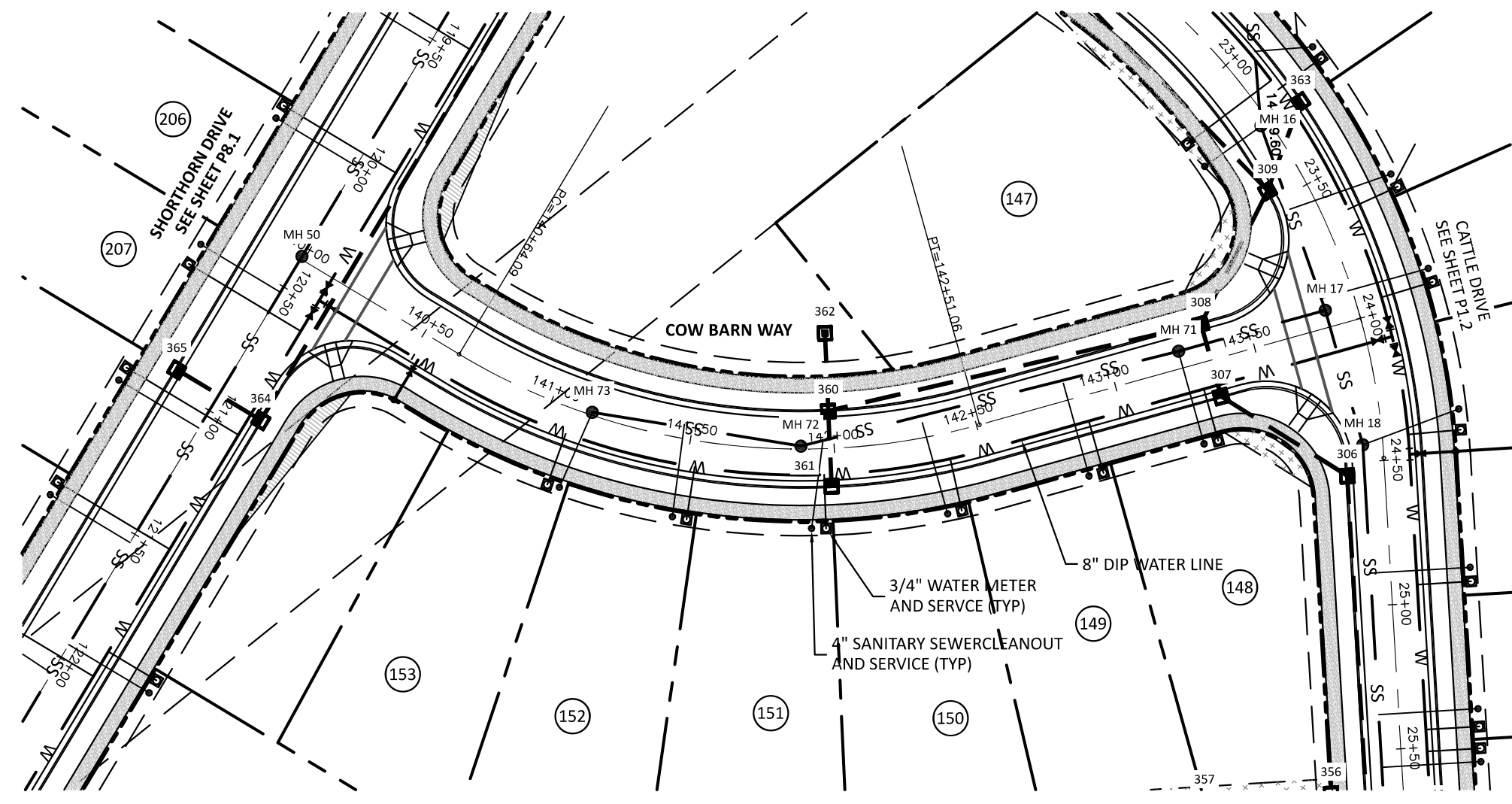
REVISIONS

**PRESERVE AT JONES DAIRY - CENTRAL
 CONSTRUCTION DRAWINGS**

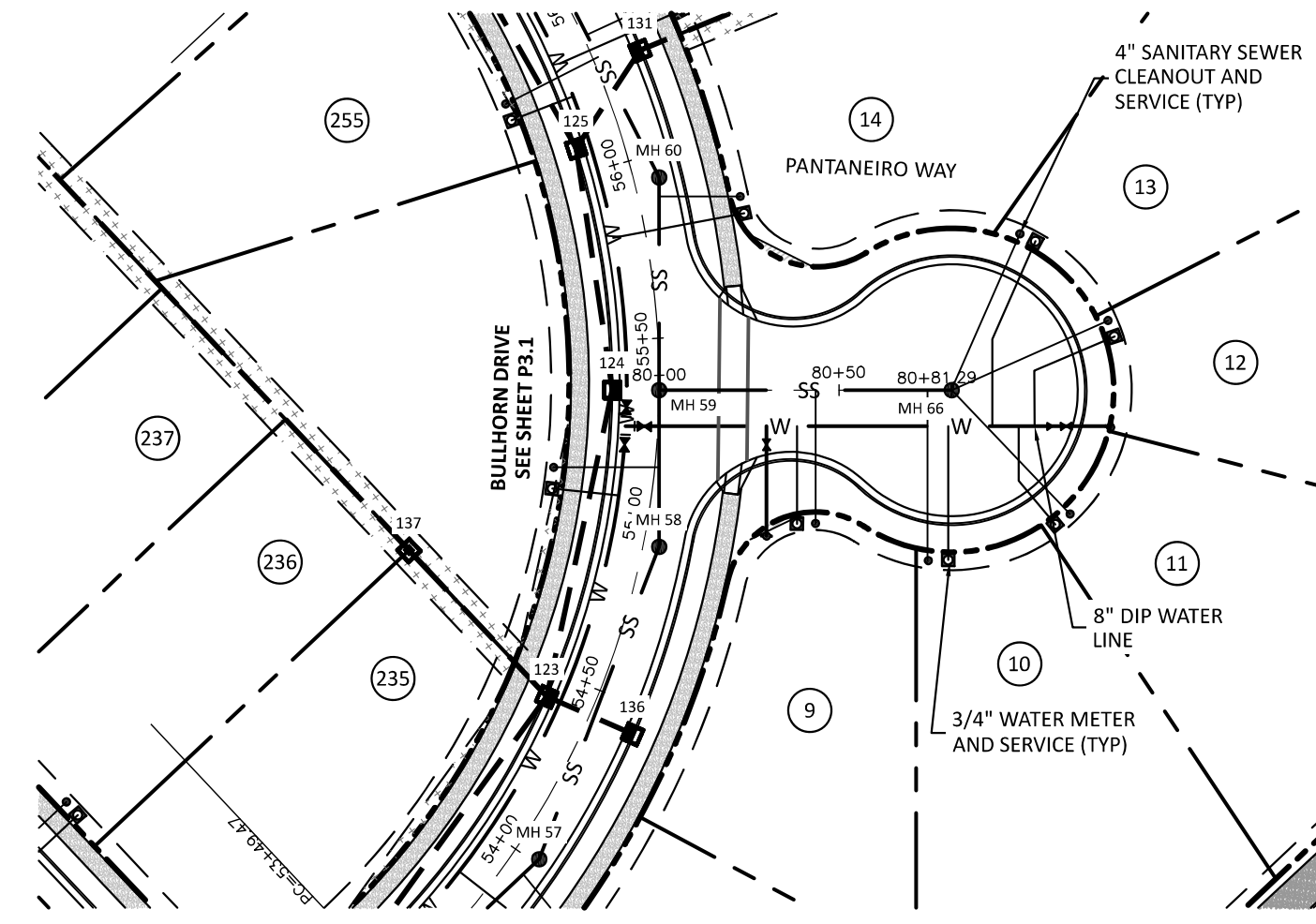
ROLESVILLE, NC
 COW BARN WAY & PANTANEIRO WAY
 PLAN AND PROFILE



PROJECT NO:	---
DESIGN BY:	JPE
DRAWN BY:	RSF
SCALE:	1"=50'
DATE:	2023-01-27
SHEET NO:	P9.1



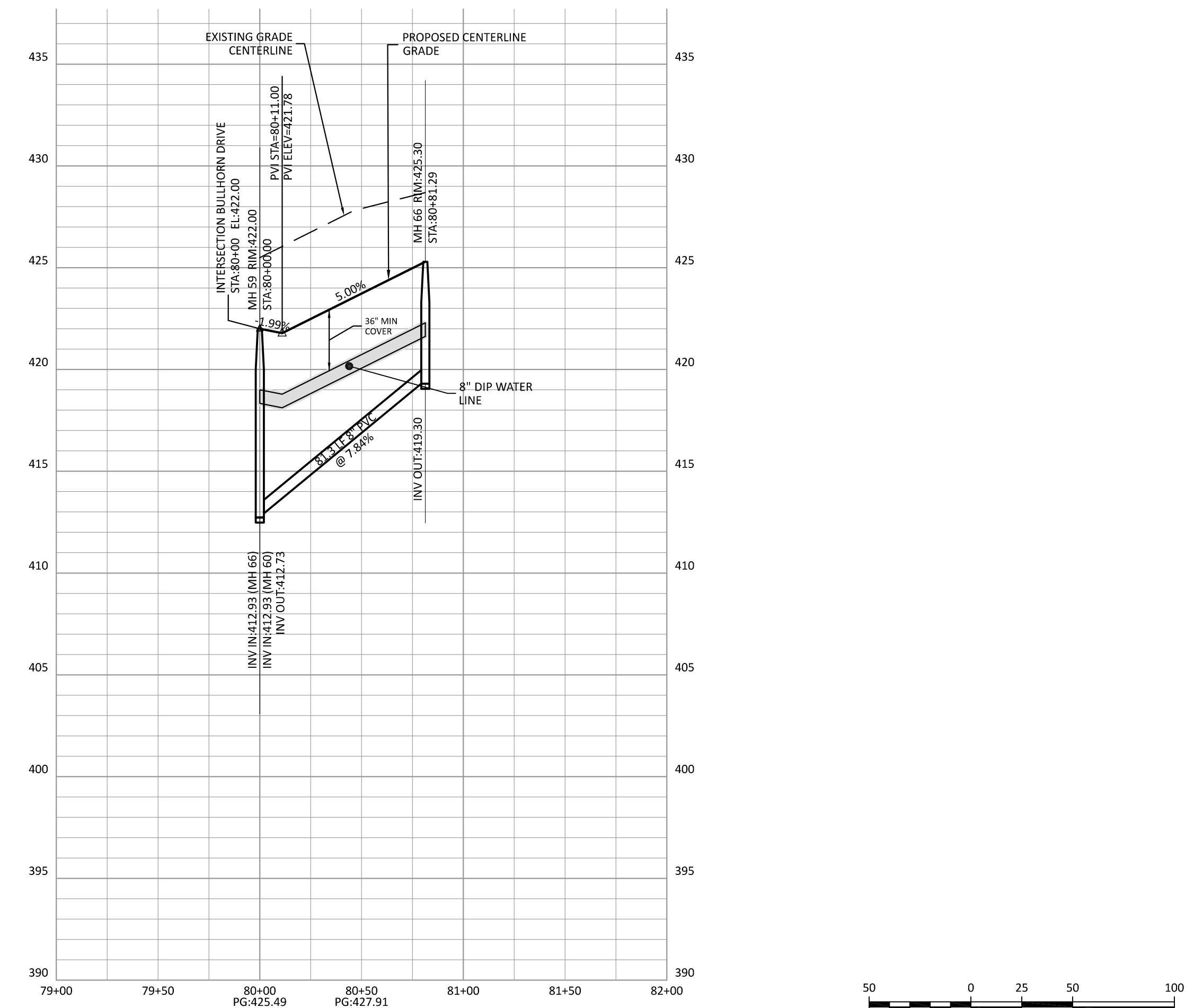
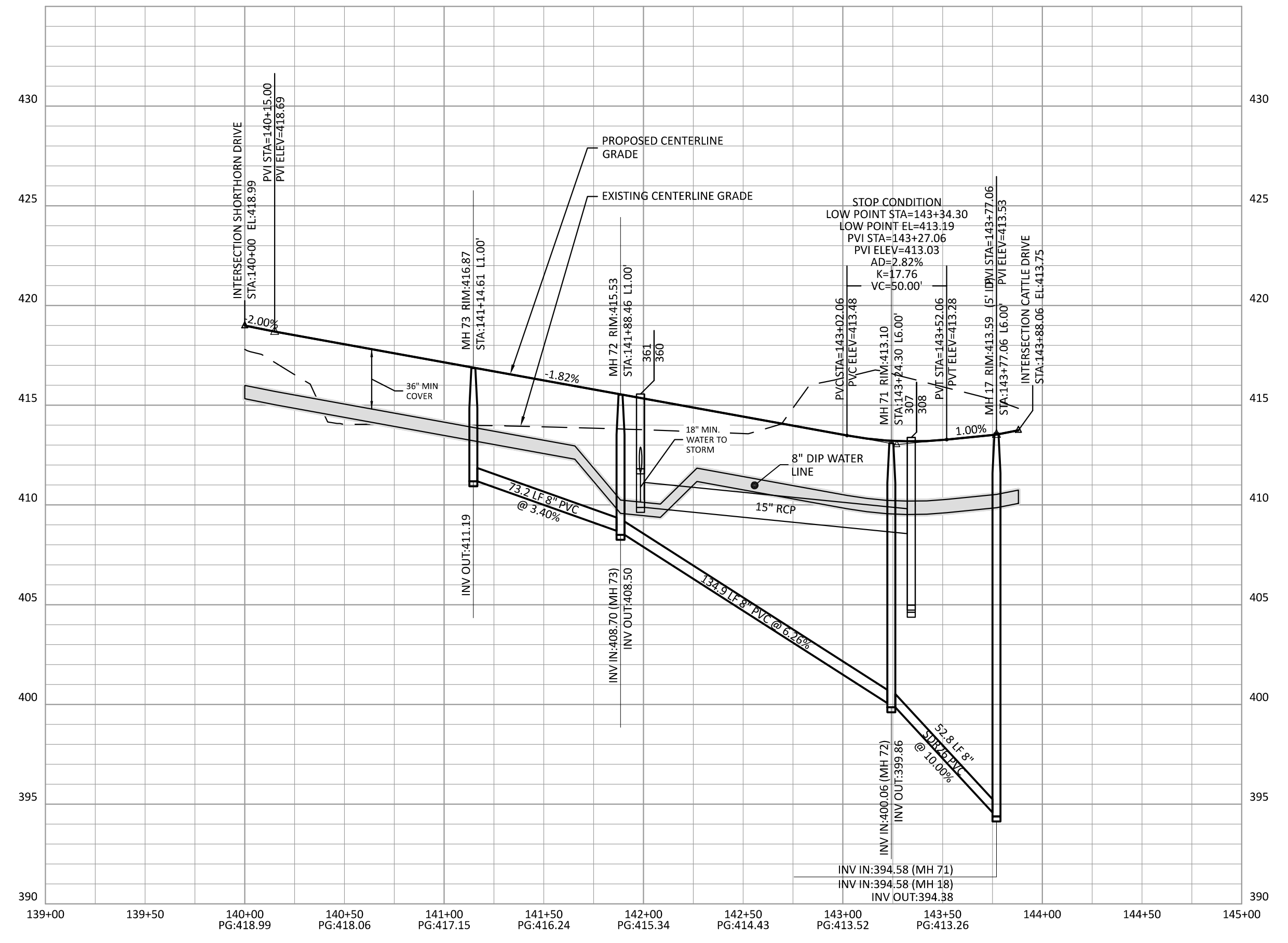
COW BARN WAY



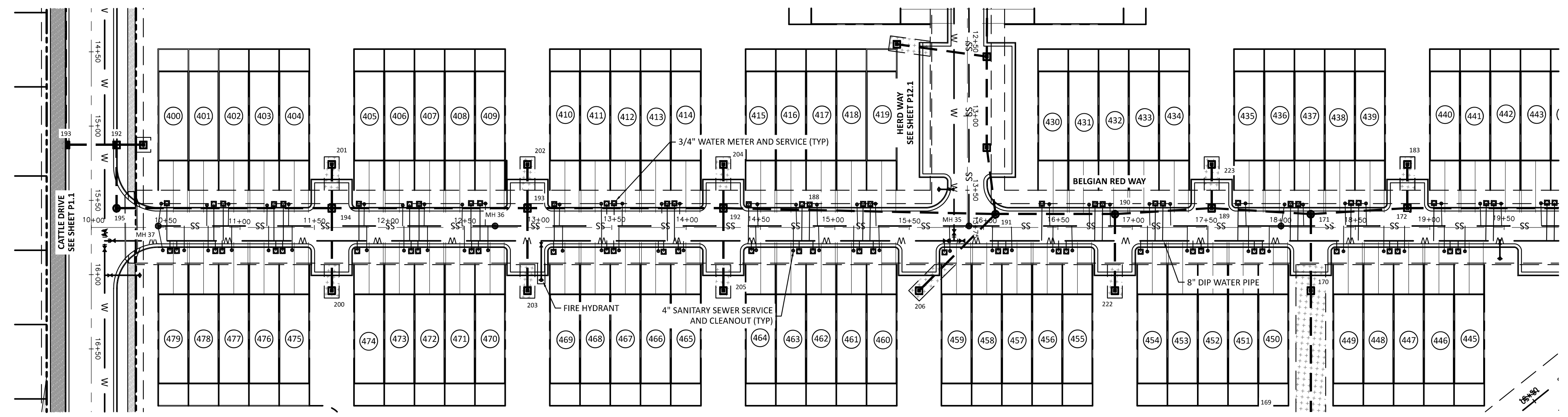

PANTANEIRO WAY

ATTENTION CONTRACTORS
 THE CONSTRUCTION CONTRACTOR RESPONSIBLE FOR THE EXTENSION OF WATER, SEWER AND/OR REUSE, AS APPROVED IN THESE PLANS, IS RESPONSIBLE FOR CONTACTING THE PUBLIC UTILITIES DEPARTMENT AT 919-396-6540 AT LEAST 24 HOURS PRIOR TO BEGINNING ANY OF THEIR CONSTRUCTION.
 FAILURE TO NOTIFY BOTH CITY DEPARTMENTS IN ADVANCE OF BEGINNING CONSTRUCTION WILL RESULT IN THE ISSUANCE OF MONETARY FINES, AND REQUIRE REINSTALLATION OF ANY WATER OR SEWER FACILITIES NOT INSPECTED AS A RESULT OF THIS NOTIFICATION FAILURE.
 FAILURE TO CALL FOR INSPECTION, INSTALL A DOWNSTREAM PLUG, HAVE PERMITTED PLANS ON THE JOBSITE, OR ANY OTHER VIOLATION OF CITY OF RALEIGH STANDARDS WILL RESULT IN A FINE AND POSSIBLE EXCLUSION FROM FUTURE WORK IN THE CITY OF RALEIGH.

SITE PERMITTING APPROVAL
Water and Sewer Permits (if Applicable)
 The City of Raleigh consents to the connection and extension of the City's Public Sewer System as shown on this plan. The material and construction methods used for this project shall conform to the standards and specifications of the City's Public Utilities Handbook, City of Raleigh Public Utilities Department Permit # **S-2108**.
 The City of Raleigh consents to the connection and extension of the City's Public Water System as shown on this plan. The material and construction methods used for this project shall conform to the standards and specifications of the City's Public Utilities Handbook, City of Raleigh Public Utilities Department Permit # **W-4015**.
CITY OF RALEIGH - PLANS AUTHORIZED FOR CONSTRUCTION
 Electronic Approval: This approval is being issued electronically. This approval is valid only upon the signature of a City of Raleigh Review Officer Below. The City will retain a copy of the approval plans. Any work authorized by this approval must proceed in accordance with the plans kept on file with the City. This electronic approval may not be edited once issued. Any modification to this approval once issued will invalidate this approval.
 City of Raleigh Development Approval: _____
 Raleigh Water Review Officer

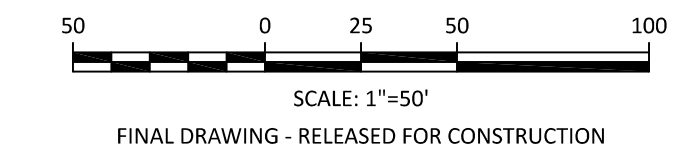
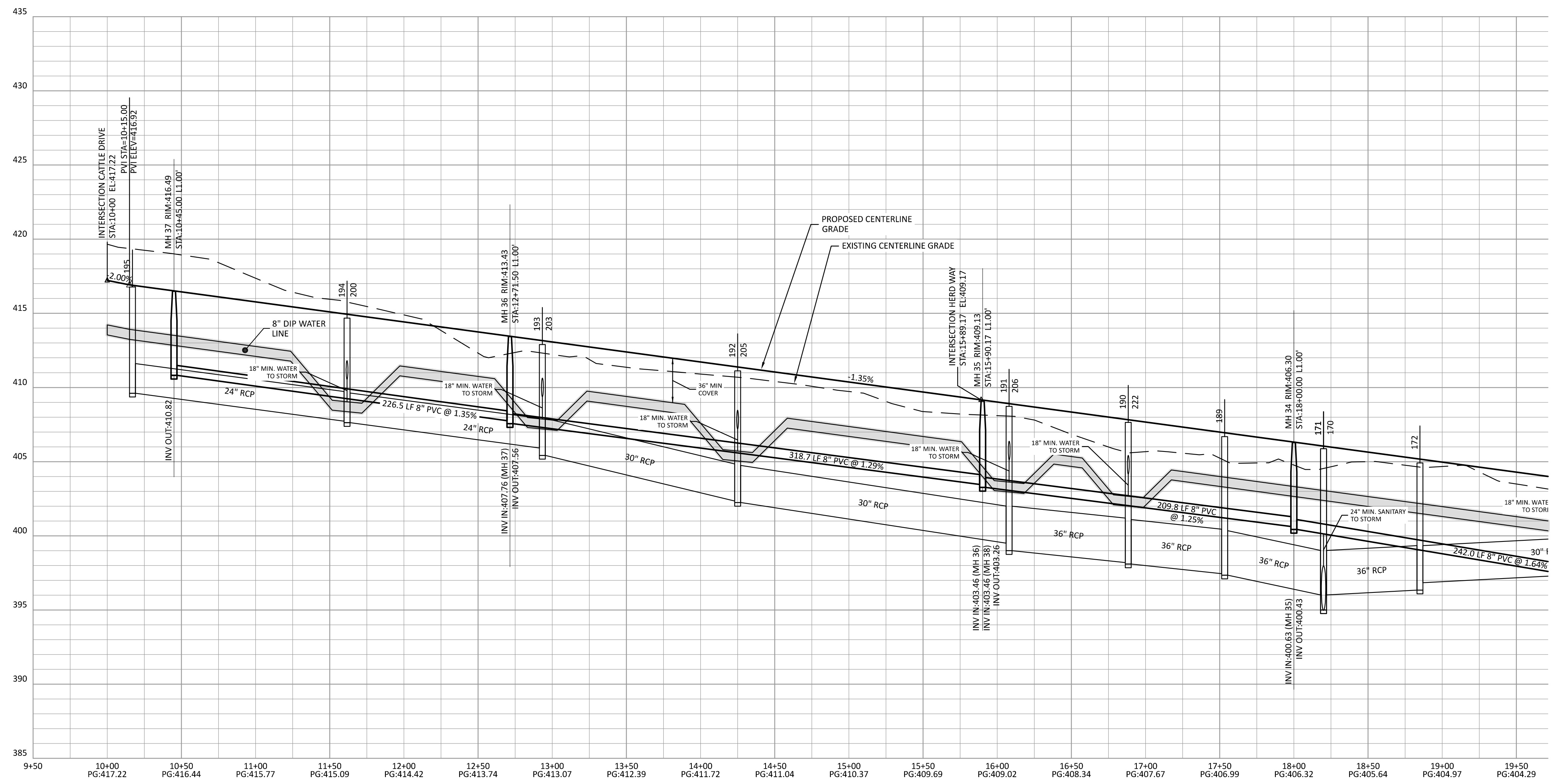


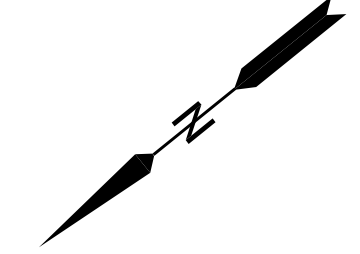
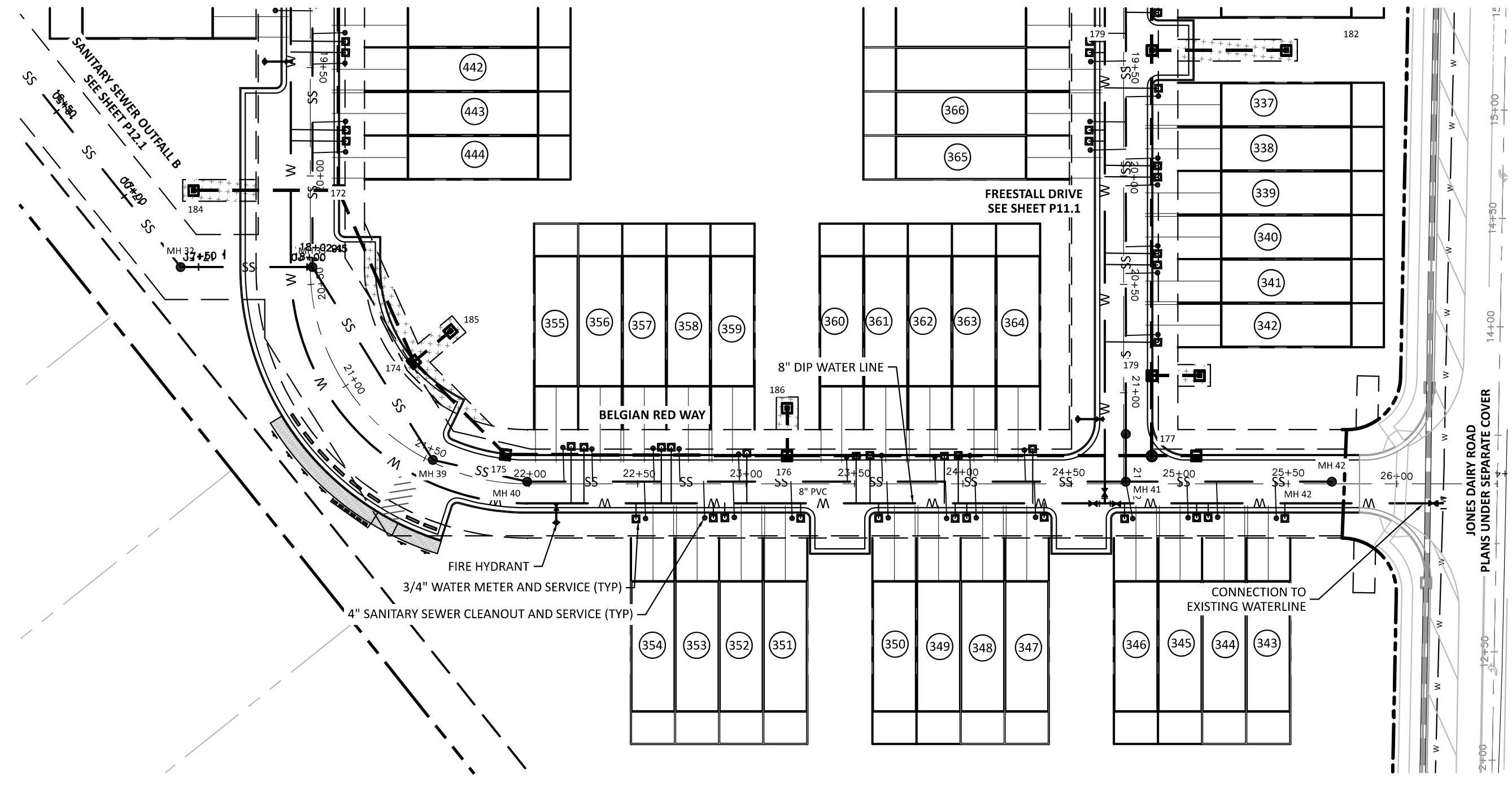
SCALE: 1"=50'
 FINAL DRAWING - RELEASED FOR CONSTRUCTION



ATTENTION CONTRACTORS
 THE CONSTRUCTION CONTRACTOR RESPONSIBLE FOR THE EXTENSION OF WATER, SEWER AND/OR REUSE, AS APPROVED IN THESE PLANS, IS RESPONSIBLE FOR CONTACTING THE PUBLIC UTILITIES DEPARTMENT AT 919-296-4540 AT LEAST 24 HOURS PRIOR TO BEGINNING ANY OF THEIR CONSTRUCTION.
 FAILURE TO NOTIFY BOTH CITY DEPARTMENTS IN ADVANCE OF BEGINNING CONSTRUCTION WILL RESULT IN THE ISSUANCE OF MONETARY FINES, AND REQUIRE REINSTALLATION OF ANY WATER OR SEWER FACILITIES NOT INSPECTED AS A RESULT OF THIS NOTIFICATION FAILURE.
 FAILURE TO CALL FOR INSPECTION, INSTALL A DOWNSTREAM PLUG, HAVE PERMITTED PLANS ON THE JOBSITE, OR ANY OTHER VIOLATION OF CITY OF RALEIGH STANDARDS WILL RESULT IN A FINE AND POSSIBLE EXCLUSION FROM FUTURE WORK IN THE CITY OF RALEIGH.

SITE PERMITTING APPROVAL
 Water and Sewer Permits (if Applicable)
 The City of Raleigh consents to the connection and extension of the City's Public Sewer System as shown on this plan. The material and construction methods used for this project shall conform to the standards and specifications of the City's Public Utilities Handbook, City of Raleigh Public Utilities Department Permit # **W-2108**.
 The City of Raleigh consents to the connection and extension of the City's Public Water System as shown on this plan. The material and construction methods used for this project shall conform to the standards and specifications of the City's Public Utilities Handbook, City of Raleigh Public Utilities Department Permit # **W-4015**.
CITY OF RALEIGH - PLANS AUTHORIZED FOR CONSTRUCTION
 Electronic Approval: This approval is being issued electronically. This approval is valid only upon the signature of a City of Raleigh Review Officer Below. The City will retain a copy of the approved plans. Any work authorized by this approval must proceed in accordance with the plans kept on file with the City. This electronic approval may not be edited once issued. Any modification to this approval once issued will invalidate this approval.
 City of Raleigh Development Approval: _____
 Raleigh Water Review Officer





ATTENTION CONTRACTORS

THE CONSTRUCTION CONTRACTOR RESPONSIBLE FOR THE EXTENSION OF WATER, SEWER AND/OR REUSE, AS APPROVED IN THESE PLANS, IS RESPONSIBLE FOR CONTACTING THE PUBLIC UTILITIES DEPARTMENT AT 919-998-4540 AT LEAST 24 HOURS PRIOR TO BEGINNING ANY OF THEIR CONSTRUCTION.

FAILURE TO NOTIFY BOTH CITY DEPARTMENTS IN ADVANCE OF BEGINNING CONSTRUCTION WILL RESULT IN THE ISSUANCE OF MONETARY FINES, AND REQUIRE REINSTALLATION OF ANY WATER OR SEWER FACILITIES NOT INSPECTED AS A RESULT OF THIS NOTIFICATION FAILURE.

FAILURE TO CALL FOR INSPECTION, INSTALL A DOWNSTREAM PLUG, HAVE PERMITTED PLANS ON THE JOBSITE, OR ANY OTHER VIOLATION OF CITY OF RALEIGH STANDARDS WILL RESULT IN A FINE AND POSSIBLE EXCLUSION FROM FUTURE WORK IN THE CITY OF RALEIGH.

SITE PERMITTING APPROVAL
Water and Sewer Permits (if Applicable)

The City of Raleigh consents to the connection and extension of the City's Public Sewer System as shown on this plan. The material and construction methods used for this project shall conform to the standards and specifications of the City's Public Utilities Handbook, City of Raleigh Public Utilities Department Permit # **S-5108**.

The City of Raleigh consents to the connection and extension of the City's Public Water System as shown on this plan. The material and construction methods used for this project shall conform to the standards and specifications of the City's Public Utilities Handbook, City of Raleigh Public Utilities Department Permit # **W-4015**.

CITY OF RALEIGH - PLANS AUTHORIZED FOR CONSTRUCTION

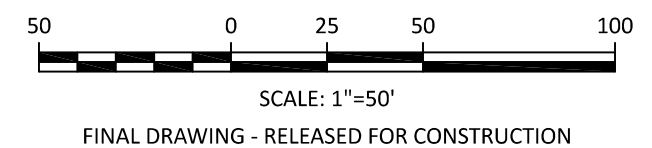
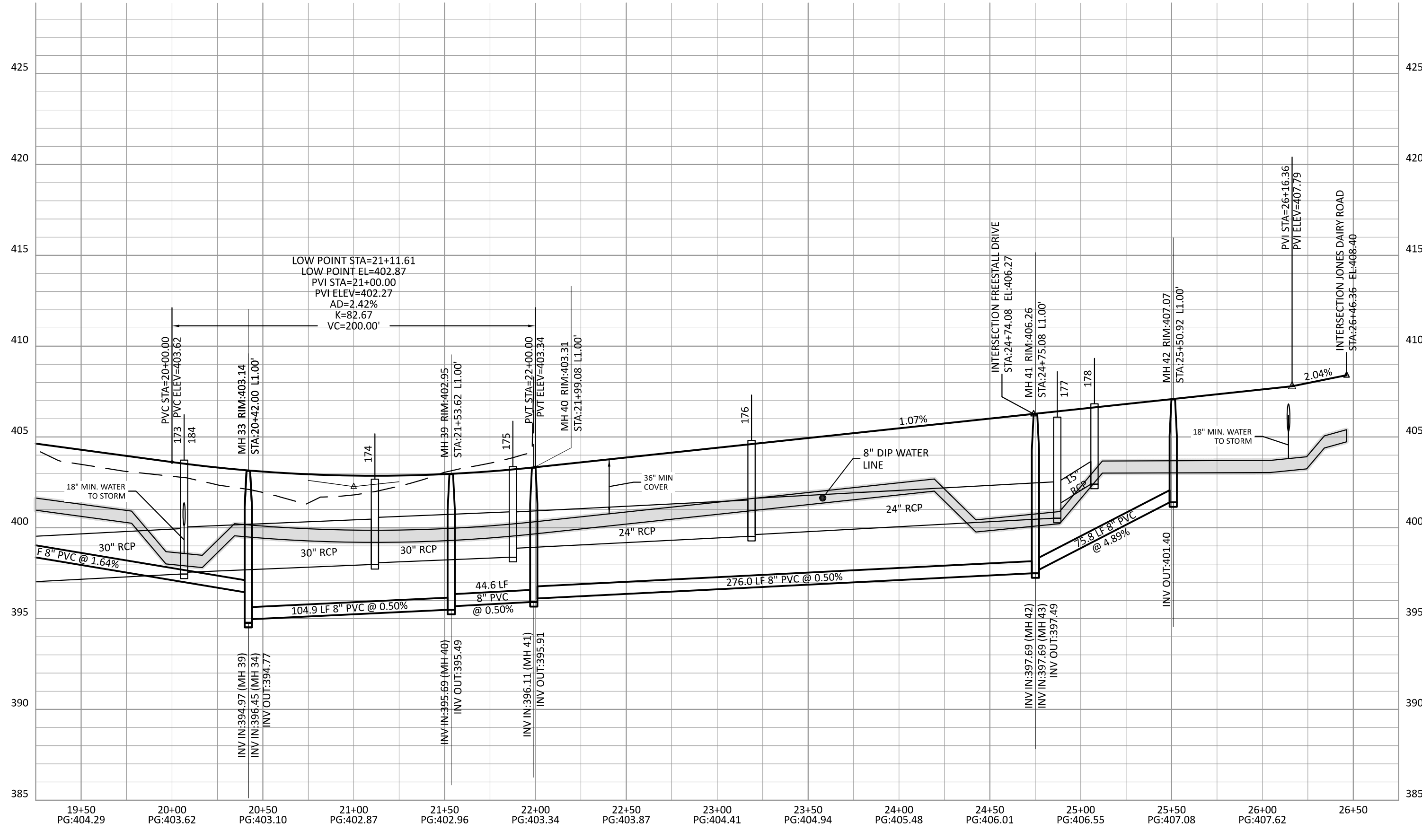
Electronic Approval: This approval is being issued electronically. This approval is valid only upon the signature of a City of Raleigh Review Officer Below. The City will retain a copy of the approved plans. Any work authorized by this approval must proceed in accordance with the plans kept on file with the City. This electronic approval may not be edited once issued. Any modification to this approval once issued will invalidate this approval.

City of Raleigh Development Approval: Timothy Bassett
Raleigh Water Review Officer

CLIENT:

PRESERVE AT JONES DAIRY, LLC
10534 ARNOLD PALMER DRIVE
RALEIGH, NC 27617 919-491-0761


NO.	DATE	DESCRIPTION



PRESERVE AT JONES DAIRY - CENTRAL
CONSTRUCTION DRAWINGS

ROLESVILLE, NC

BELGIAN RED WAY PLAN AND PROFILE



PROJECT NO: ---

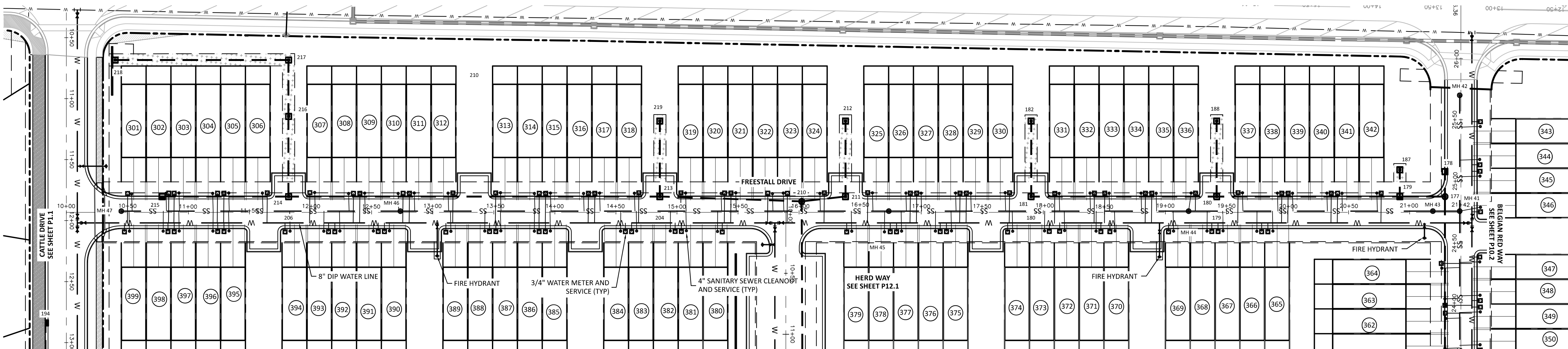
DESIGN BY: JPE

DRAWN BY: RSF

SCALE: 1"=50'

DATE: 2023-01-27

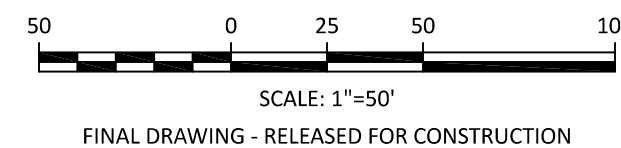
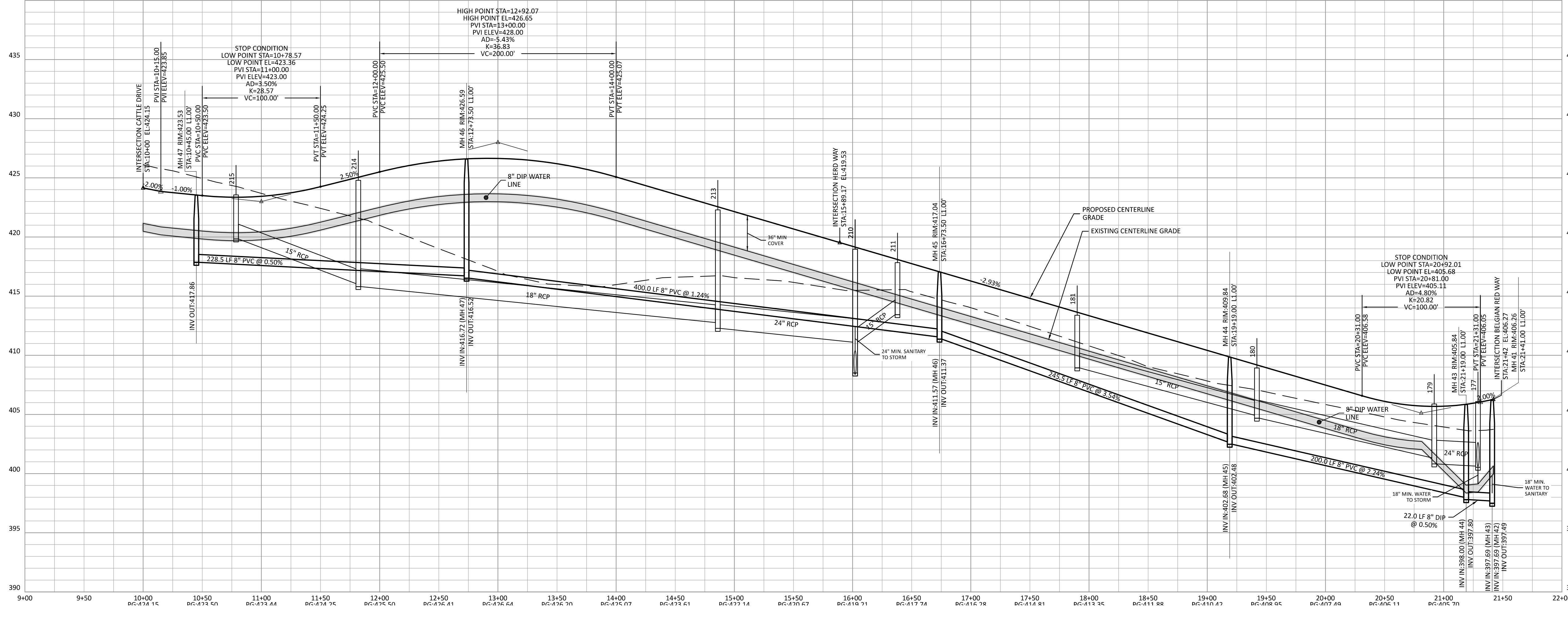
SHEET NO: **P10.2**



ATTENTION CONTRACTORS
 THE CONSTRUCTION CONTRACTOR RESPONSIBLE FOR THE EXTENSION OF WATER, SEWER AND/OR REUSE, AS APPROVED IN THESE PLANS, IS RESPONSIBLE FOR CONTACTING THE PUBLIC UTILITIES DEPARTMENT AT 919-296-4540 AT LEAST 24 HOURS PRIOR TO BEGINNING ANY OF THEIR CONSTRUCTION.
 FAILURE TO NOTIFY BOTH CITY DEPARTMENTS IN ADVANCE OF BEGINNING CONSTRUCTION WILL RESULT IN THE ISSUANCE OF MONETARY FINES, AND REQUIRE REINSTATEMENT OF ANY WATER OR SEWER FACILITIES NOT INSPECTED AS A RESULT OF THIS NOTIFICATION FAILURE.
 FAILURE TO CALL FOR INSPECTION, INSTALL A DOWNSTREAM PLUG, HAVE PERMITTED PLANS ON THE JOBSITE, OR ANY OTHER VIOLATION OF CITY OF RALEIGH STANDARDS WILL RESULT IN A FINE AND POSSIBLE EXCLUSION FROM FUTURE WORK IN THE CITY OF RALEIGH.

SITE PERMITTING APPROVAL
 Water and Sewer Permits (if Applicable)
 The City of Raleigh consents to the connection and extension of the City's Public Sewer System as shown on this plan. The material and construction methods used for this project shall conform to the standards and specifications of the City's Public Utilities Handbook, City of Raleigh Public Utilities Department Permit # **20-018**.
 The City of Raleigh consents to the connection and extension of the City's Public Water System as shown on this plan. The material and construction methods used for this project shall conform to the standards and specifications of the City's Public Utilities Handbook, City of Raleigh Public Utilities Department Permit # **20-018**.
CITY OF RALEIGH - PLANS AUTHORIZED FOR CONSTRUCTION
 Electronic Approval: This approval is being issued electronically. This approval is valid only upon the signature of a City of Raleigh Review Officer Below. The City will retain a copy of the approved plans. Any work authorized by this approval must proceed in accordance with the plans kept on file with the City. This electronic approval may not be edited once issued. Any modification to this approval once issued will invalidate this approval.
 City of Raleigh Development Approval: Timothy Beasley
 Raleigh Water Review Officer


CLIENT:
 PRESERVE AT JONES DAIRY, LLC
 10534 ARNOLD PALMER DRIVE
 RALEIGH, NC 27617 919-491-0761



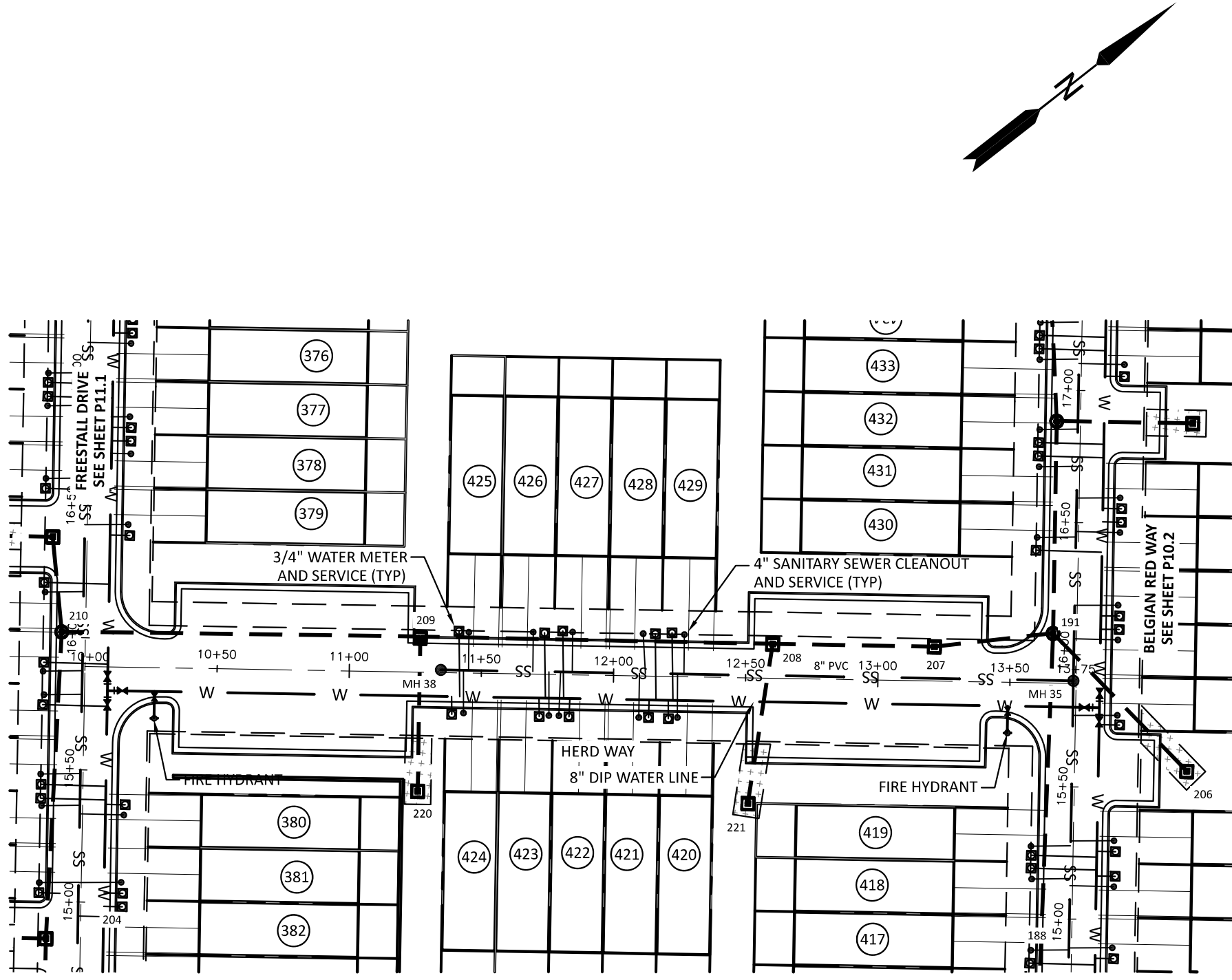
REVISIONS

NO.	DESCRIPTION

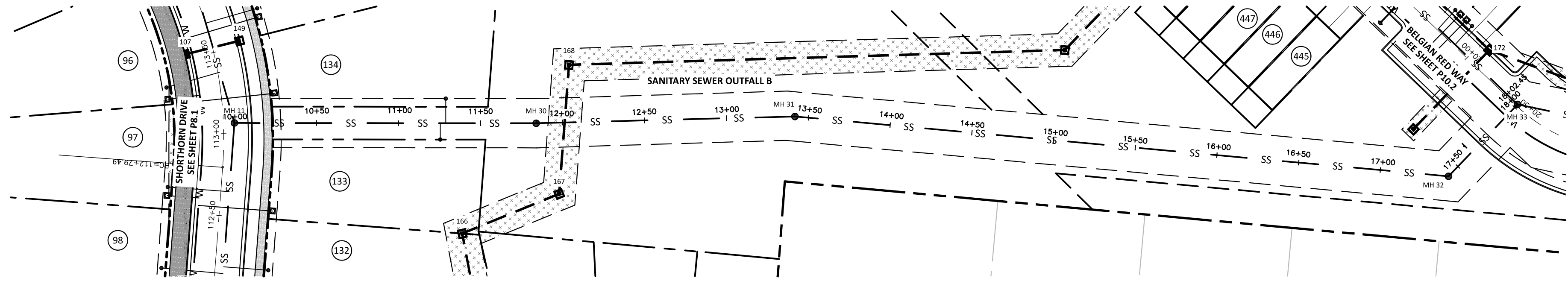
PRESERVE AT JONES DAIRY - CENTRAL CONSTRUCTION DRAWINGS
 ROLESVILLE, NC
 FREESTALL DRIVE PLAN AND PROFILE



PROJECT NO: ...
 DESIGN BY: JPE
 DRAWN BY: RSF
 SCALE: 1"=50'
 DATE: 2023-01-27
 SHEET NO: **P11.1**



HERD WAY



SANITARY SEWER OUTFALL B

SITE PERMITTING APPROVAL

Water and Sewer Permits (If Applicable)

The City of Raleigh consents to the connection and extension of the City's Public Sewer System as shown on this plan. The material and construction methods used for this project shall conform to the standards and specifications of the City's Public Utilities Handbook. City of Raleigh Public Utilities Department Permit # **W-4018**.

The City of Raleigh consents to the connection and extension of the City's Public Water System as shown on this plan. The material and construction methods used for this project shall conform to the standards and specifications of the City's Public Utilities Handbook. City of Raleigh Public Utilities Department Permit # **W-4018**.

CITY OF RALEIGH - PLANS AUTHORIZED FOR CONSTRUCTION

Electronic Approval: This approval is being issued electronically. This approval is valid only upon the signature of a City of Raleigh Review Officer Below. The City will retain a copy of the approved plans. Any work authorized by this approval must proceed in accordance with the plans kept on file with the City. This electronic approval may not be edited once issued. Any modification to this approval once issued will invalidate this approval.

City of Raleigh Development Approval
 Timothy Baskin, Raleigh Water Review Officer

ATTENTION CONTRACTORS

THE CONSTRUCTION CONTRACTOR RESPONSIBLE FOR THE EXTENSION OF WATER, SEWER AND/OR REUSE, AS APPROVED IN THESE PLANS, IS RESPONSIBLE FOR CONTACTING THE PUBLIC UTILITIES DEPARTMENT AT 919-996-4540 AT LEAST 24 HOURS PRIOR TO BEGINNING ANY OF THEIR CONSTRUCTION.

FAILURE TO NOTIFY BOTH CITY DEPARTMENTS IN ADVANCE OF BEGINNING CONSTRUCTION WILL RESULT IN THE ISSUANCE OF MONETARY FINES, AND REQUIRE REINSTALLATION OF ANY WATER OR SEWER FACILITIES NOT INSPECTED AS A RESULT OF THIS NOTIFICATION FAILURE.

FAILURE TO CALL FOR INSPECTION, INSTALL A DOWNSTEAM PLUG, HAVE PERMITTED PLANS ON THE JOBSITE, OR ANY OTHER VIOLATION OF CITY OF RALEIGH STANDARDS WILL RESULT IN A FINE AND POSSIBLE EXCLUSION FROM FUTURE WORK IN THE CITY OF RALEIGH.


The Nau Company
 Consulting Civil Engineers
 PO Box 810, Rolesville, NC 27571
 919-435-6395
 NCBELS License P-0751

CLIENT:
 PRESERVE AT JONES DAIRY, LLC
 10534 ARNOLD PALMER DRIVE
 RALEIGH, NC 27617 919-491-0761

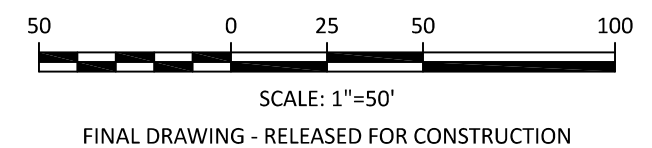
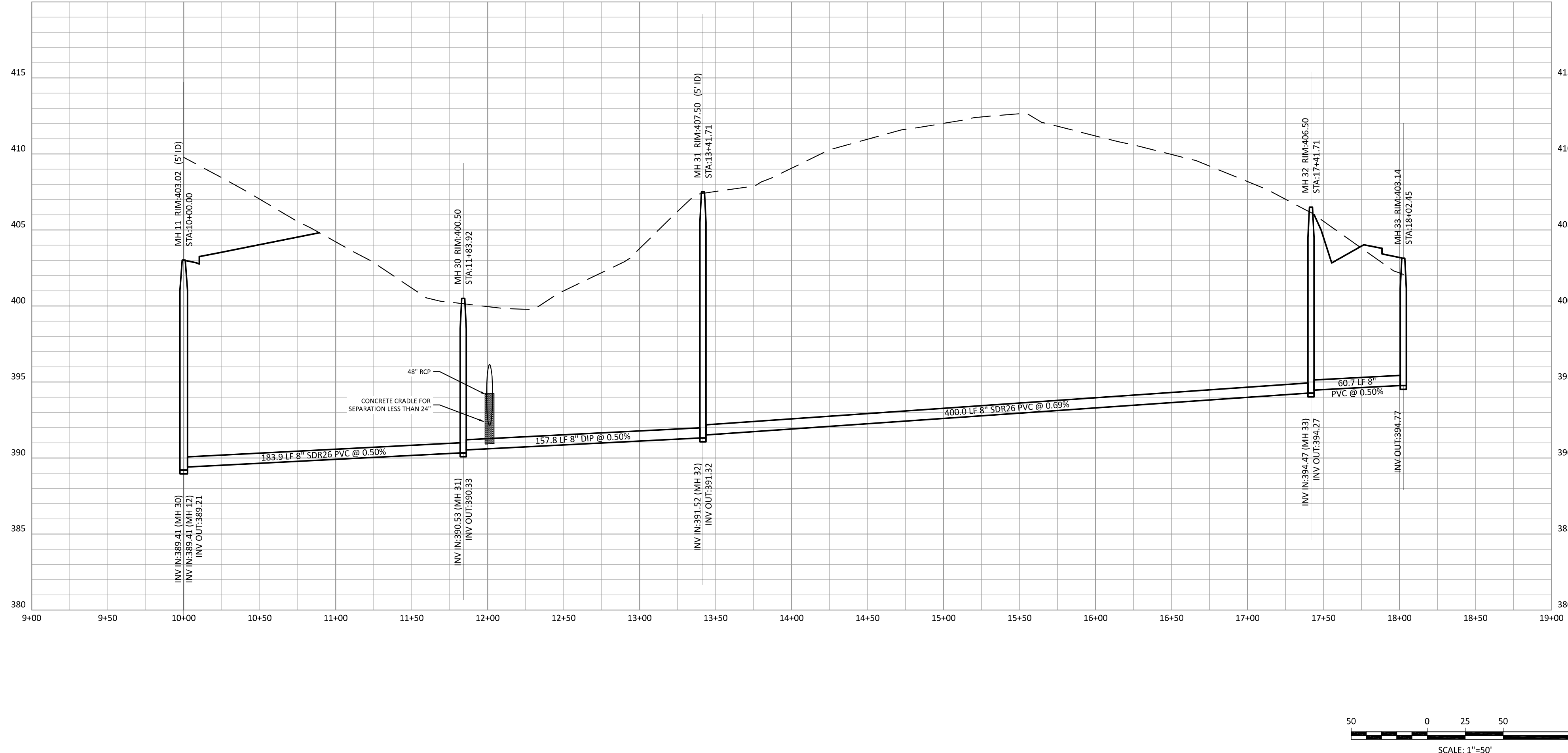
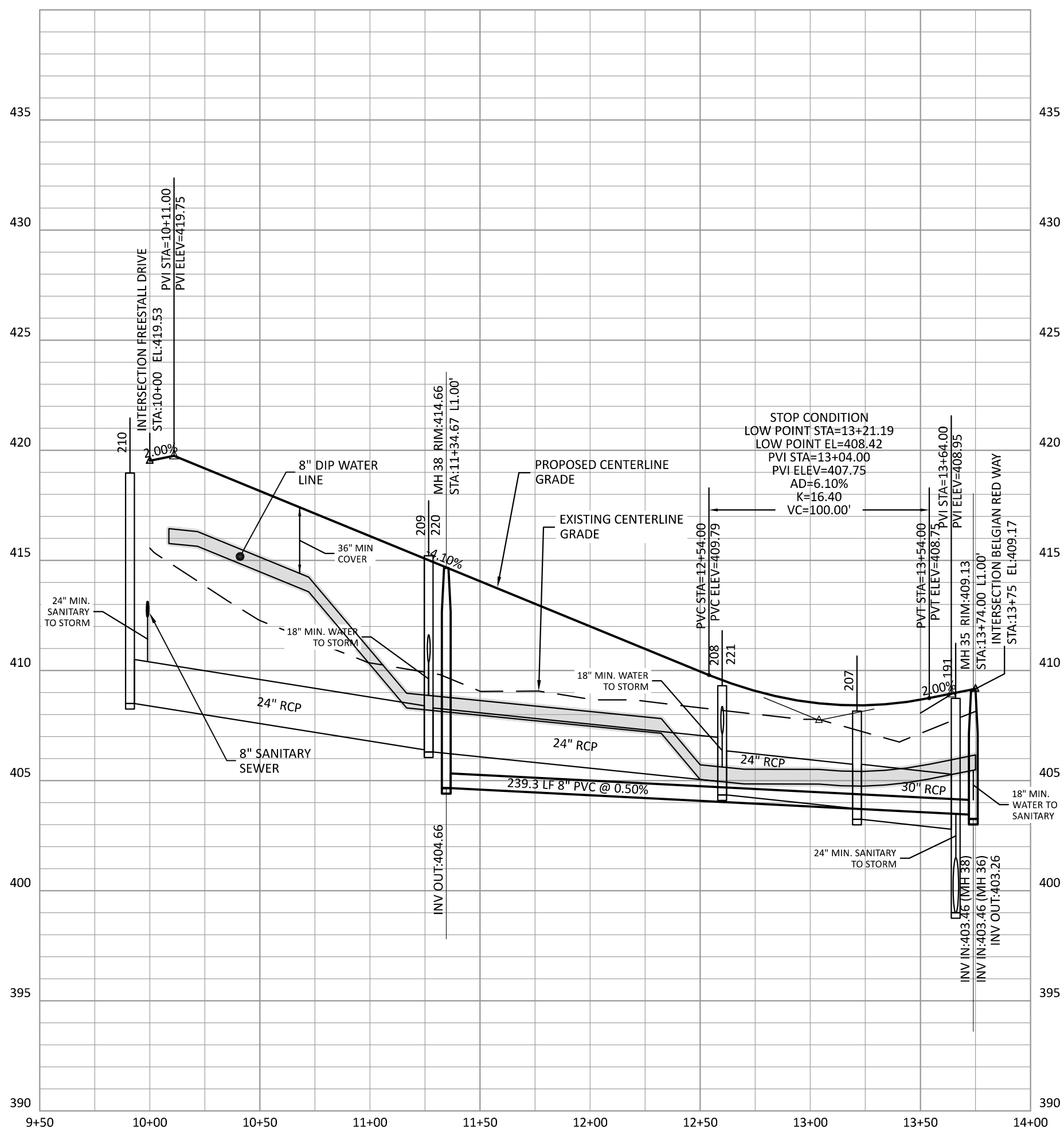
REVISIONS

PRESERVE AT JONES DAIRY - CENTRAL
 CONSTRUCTION DRAWINGS

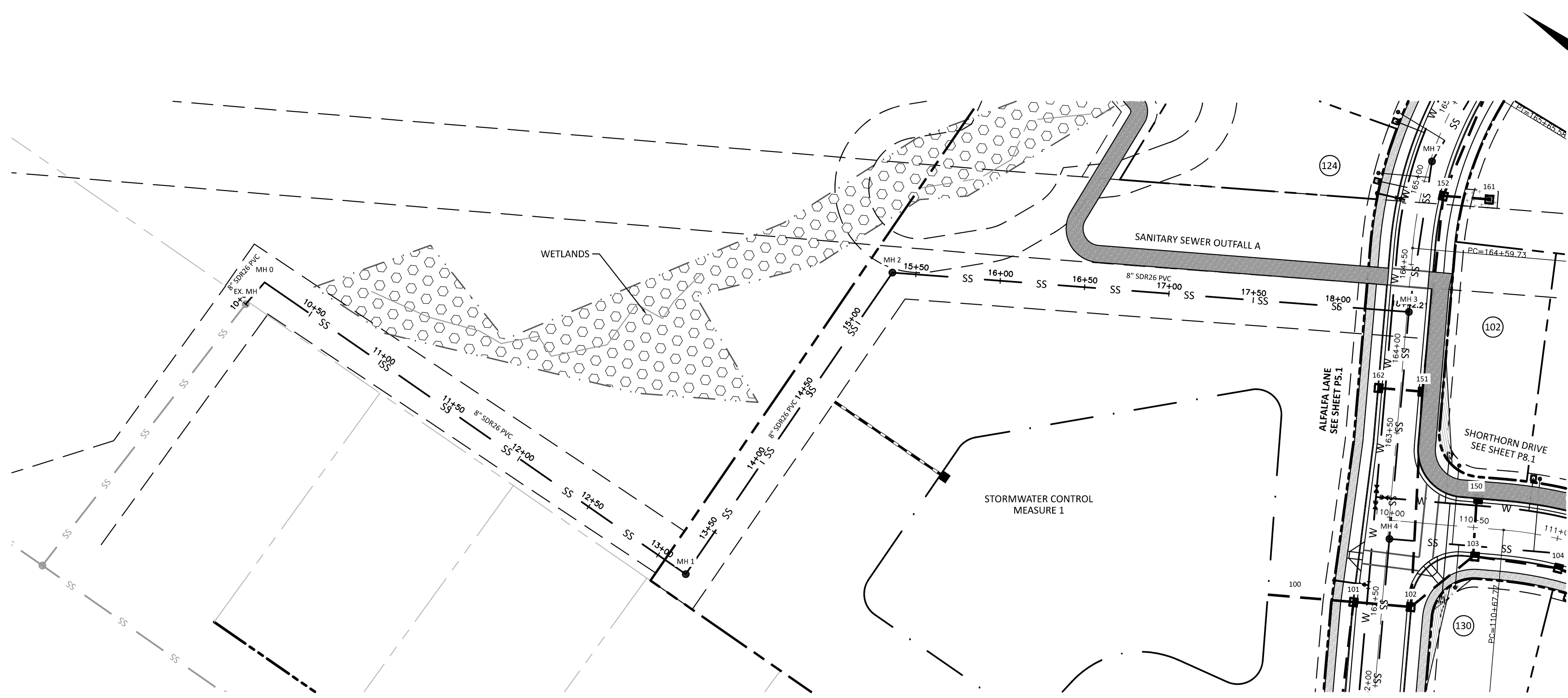
HERD WAY AND SANITARY SEWER OUTFALL B
 PLAN AND PROFILE



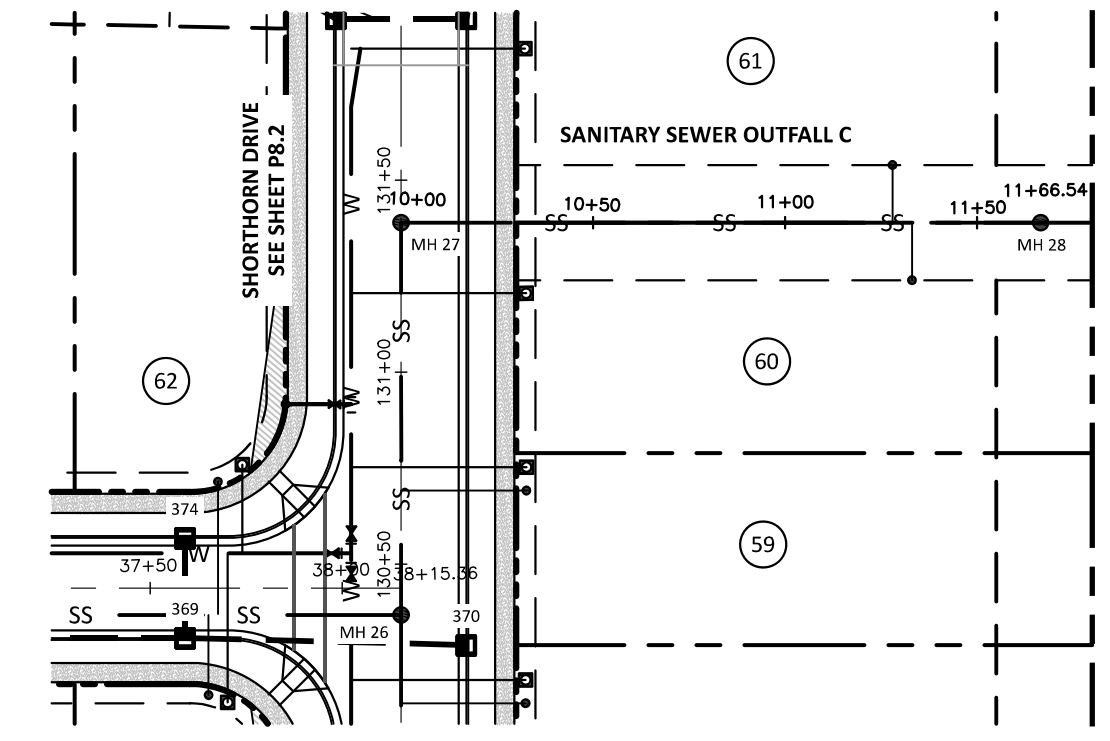
PROJECT NO: ...
 DESIGN BY: JPE
 DRAWN BY: RSF
 SCALE: 1"=50'
 DATE: 2023-01-27
 SHEET NO: **P12.1**



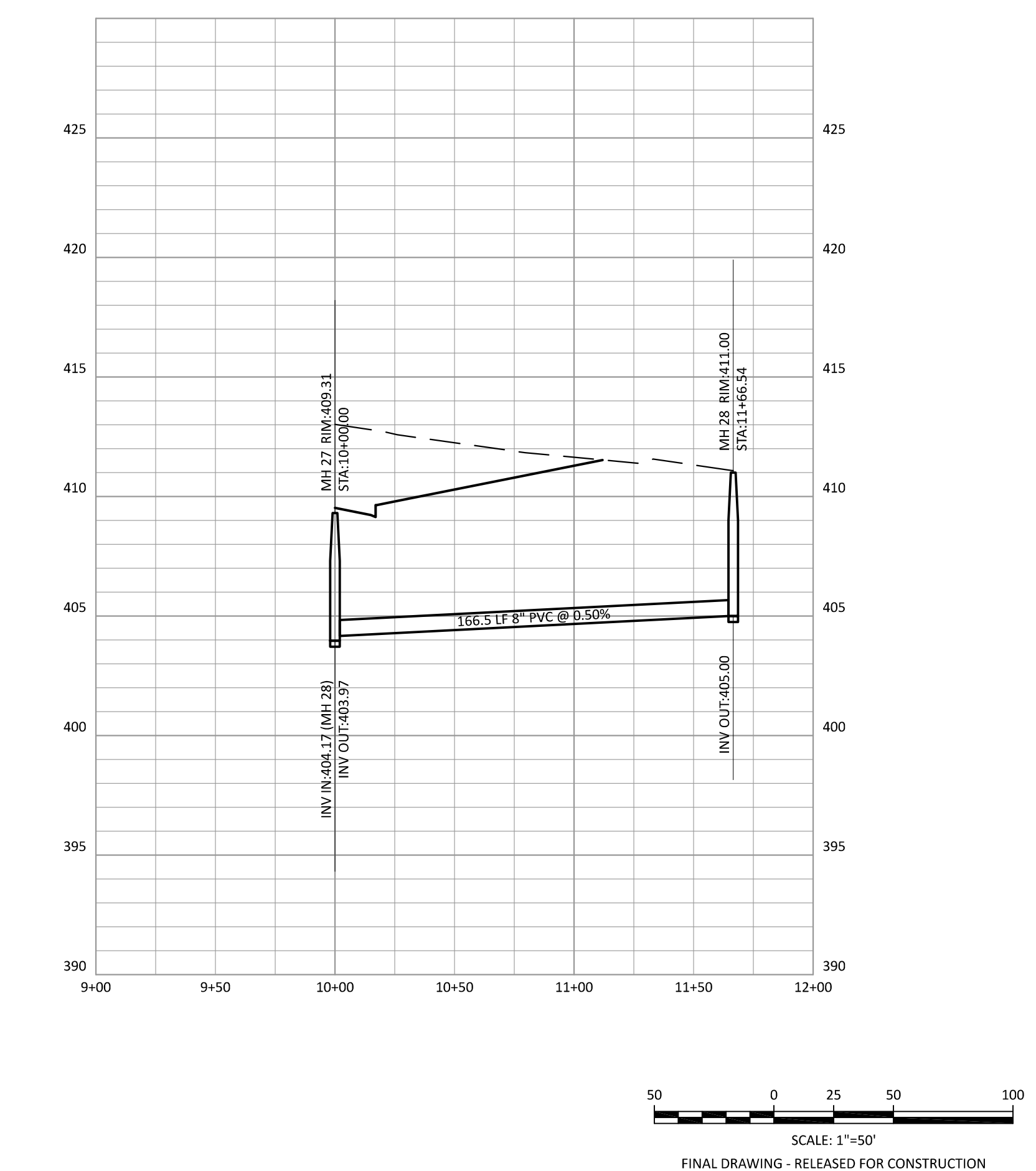
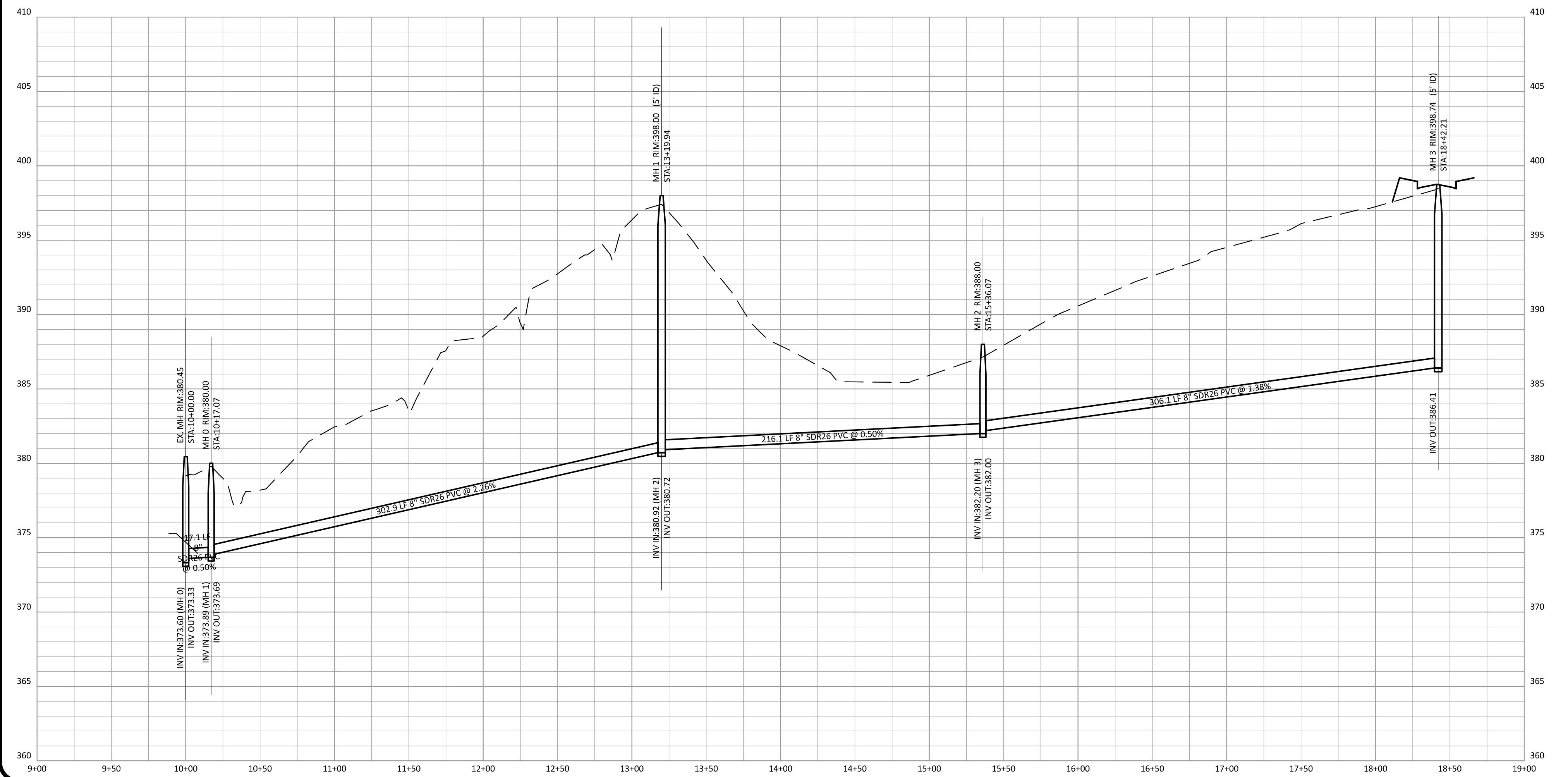
FINAL DRAWING - RELEASED FOR CONSTRUCTION



SANITARY SEWER OUTFALL A



SANITARY SEWER OUTFALL C



SITE PERMITTING APPROVAL
 Water and Sewer Permits (If Applicable)

The City of Raleigh consents to the connection and extension of the City's Public Sewer System as shown on this plan. The material and construction methods used for this project shall conform to the standards and specifications of the City's Public Utilities Handbook. City of Raleigh Public Utilities Department Permit # **W-4018**.

The City of Raleigh consents to the connection and extension of the City's Public Water System as shown on this plan. The material and construction methods used for this project shall conform to the standards and specifications of the City's Public Utilities Handbook. City of Raleigh Public Utilities Department Permit # **W-4018**.

CITY OF RALEIGH - PLANS AUTHORIZED FOR CONSTRUCTION

Electronic Approval: This approval is being issued electronically. This approval is valid only upon the signature of a City of Raleigh Review Officer Below. The City will retain a copy of the approved plans. Any work authorized by this approval must proceed in accordance with the plans kept on file with the City. This electronic approval may not be edited once issued. Any modification to this approval once issued will invalidate this approval.

City of Raleigh Development Approval: *Treedy Beasley*
 Raleigh Water Review Officer

ATTENTION CONTRACTORS

THE CONSTRUCTION CONTRACTOR RESPONSIBLE FOR THE EXTENSION OF WATER, SEWER AND/OR REUSE, AS APPROVED IN THESE PLANS, IS RESPONSIBLE FOR CONTACTING THE PUBLIC UTILITIES DEPARTMENT AT 919-996-4540 AT LEAST 24 HOURS PRIOR TO BEGINNING ANY OF THEIR CONSTRUCTION.

FAILURE TO NOTIFY BOTH CITY DEPARTMENTS IN ADVANCE OF BEGINNING CONSTRUCTION WILL RESULT IN THE ISSUANCE OF MONETARY FINES, AND REQUIRE REINSTALLATION OF ANY WATER OR SEWER FACILITIES NOT INSPECTED AS A RESULT OF THIS NOTIFICATION FAILURE.

FAILURE TO CALL FOR INSPECTION, INSTALL A DOWNSTEAM PLUG, HAVE PERMITTED PLANS ON THE JOBSITE, OR ANY OTHER VIOLATION OF CITY OF RALEIGH STANDARDS WILL RESULT IN A FINE AND POSSIBLE EXCLUSION FROM FUTURE WORK IN THE CITY OF RALEIGH.


The Nau Company
 Consulting Civil Engineers
 PO Box 810, Rolesville, NC 27571
 919-435-6395
 NCBELS License P-0751

CLIENT:
 PRESERVE AT JONES DAIRY, LLC
 10534 ARNOLD PALMER DRIVE
 RALEIGH, NC 27617 919-491-0761

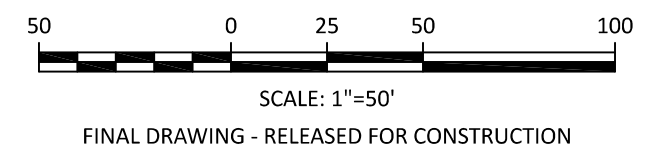
REVISIONS

NO.	DESCRIPTION

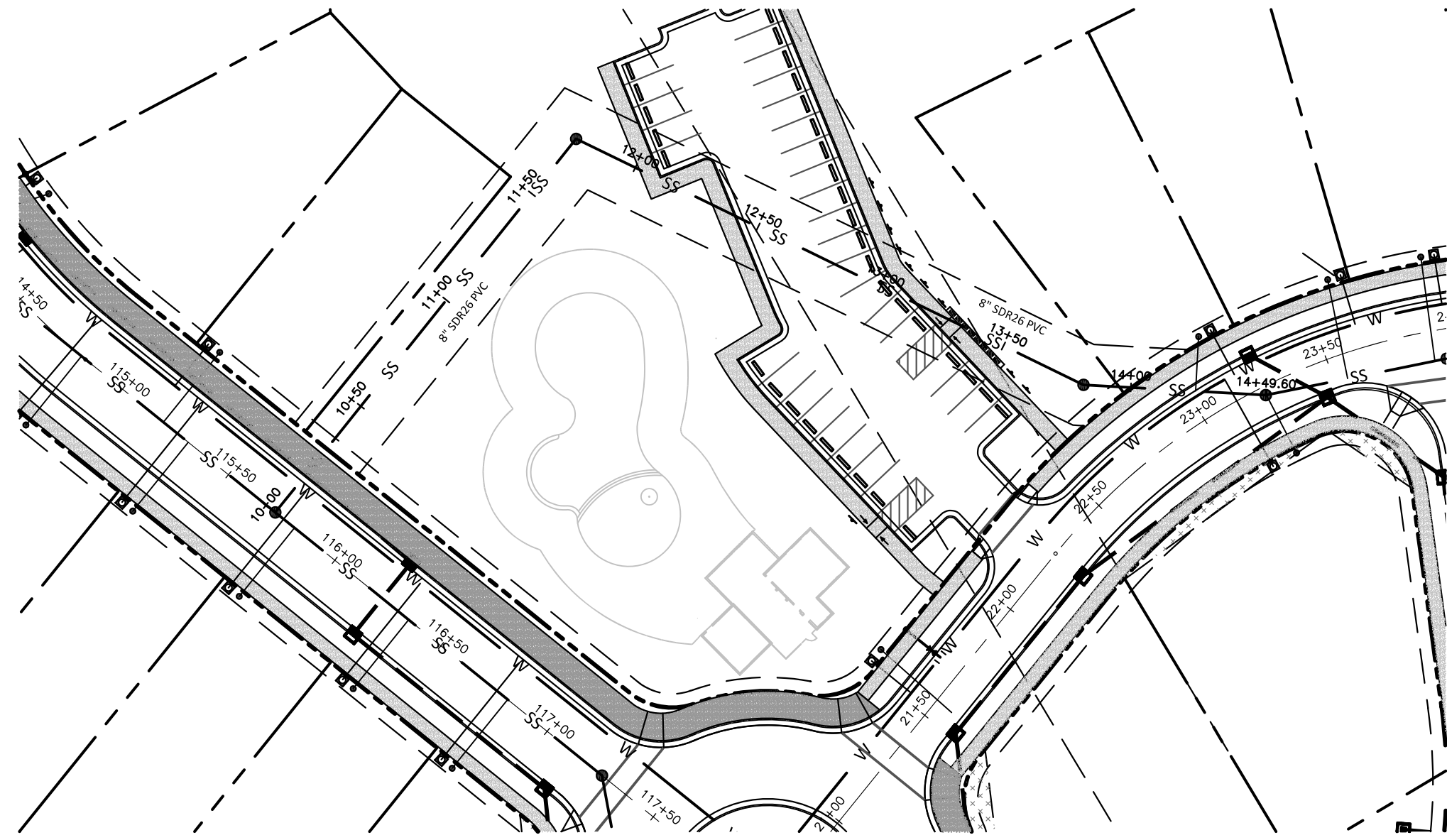
PRESERVE AT JONES DAIRY - CENTRAL
 CONSTRUCTION DRAWINGS
 ROLESVILLE, NC
 SANITARY SEWER OUTFALL A AND C
 PLAN AND PROFILE



PROJECT NO: ---
 DESIGN BY: JPE
 DRAWN BY: RSF
 SCALE: 1"=50'
 DATE: 2023-01-27
 SHEET NO: **P13.1**



FINAL DRAWING - RELEASED FOR CONSTRUCTION



SANITARY SEWER OUTFALL D

SITE PERMITTING APPROVAL
Water and Sewer Permits (If Applicable)
 The City of Raleigh consents to the connection and extension of the City's Public Sewer System as shown on this plan. The material and construction methods used for this project shall conform to the standards and specifications of the City's Public Utilities Handbook. City of Raleigh Public Utilities Department Permit # **W-4018**.

The City of Raleigh consents to the connection and extension of the City's Public Water System as shown on this plan. The material and construction methods used for this project shall conform to the standards and specifications of the City's Public Utilities Handbook. City of Raleigh Public Utilities Department Permit # **W-4018**.

CITY OF RALEIGH - PLANS AUTHORIZED FOR CONSTRUCTION
 Electronic Approval: This approval is being issued electronically. This approval is valid only upon the signature of a City of Raleigh Review Officer Below. The City will retain a copy of the approved plans. Any work authorized by this approval must proceed in accordance with the plans kept on file with the City. This electronic approval may not be edited once issued. Any modification to this approval once issued will invalidate this approval.

City of Raleigh Development Approval
 Raleigh Water Review Officer

ATTENTION CONTRACTORS
 THE CONSTRUCTION CONTRACTOR RESPONSIBLE FOR THE EXTENSION OF WATER, SEWER AND/OR REUSE, AS APPROVED IN THESE PLANS, IS RESPONSIBLE FOR CONTACTING THE PUBLIC UTILITIES DEPARTMENT AT 919-996-4540 AT LEAST 24 HOURS PRIOR TO BEGINNING ANY OF THEIR CONSTRUCTION.

FAILURE TO NOTIFY BOTH CITY DEPARTMENTS IN ADVANCE OF BEGINNING CONSTRUCTION WILL RESULT IN THE ISSUANCE OF MONETARY FINES, AND REQUIRE REINSTALLATION OF ANY WATER OR SEWER FACILITIES NOT INSPECTED AS A RESULT OF THIS NOTIFICATION FAILURE.


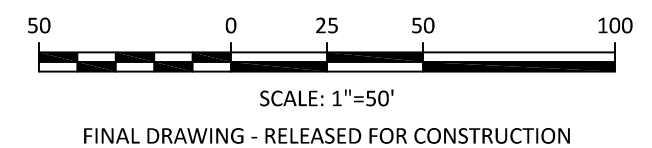
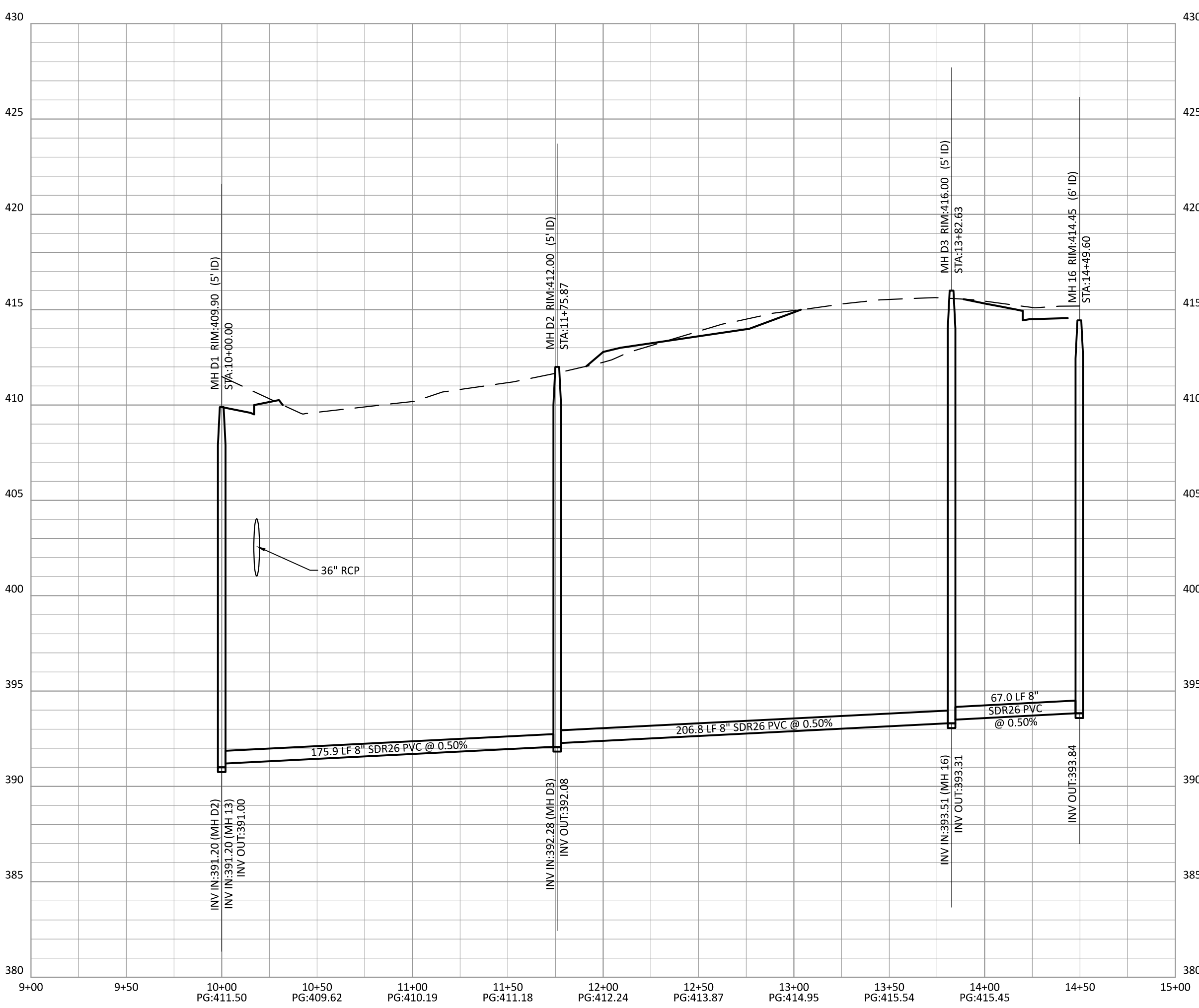
FAILURE TO CALL FOR INSPECTION, INSTALL A DOWNSTEAM PLUG, HAVE PERMITTED PLANS ON THE JOBSITE, OR ANY OTHER VIOLATION OF CITY OF RALEIGH STANDARDS WILL RESULT IN A FINE AND POSSIBLE EXCLUSION FROM FUTURE WORK IN THE CITY OF RALEIGH.

The Nau Company
 Consulting Civil Engineers
 PO Box 810, Rolesville, NC 27571
 919-435-6395
 NCBELS License P-0751

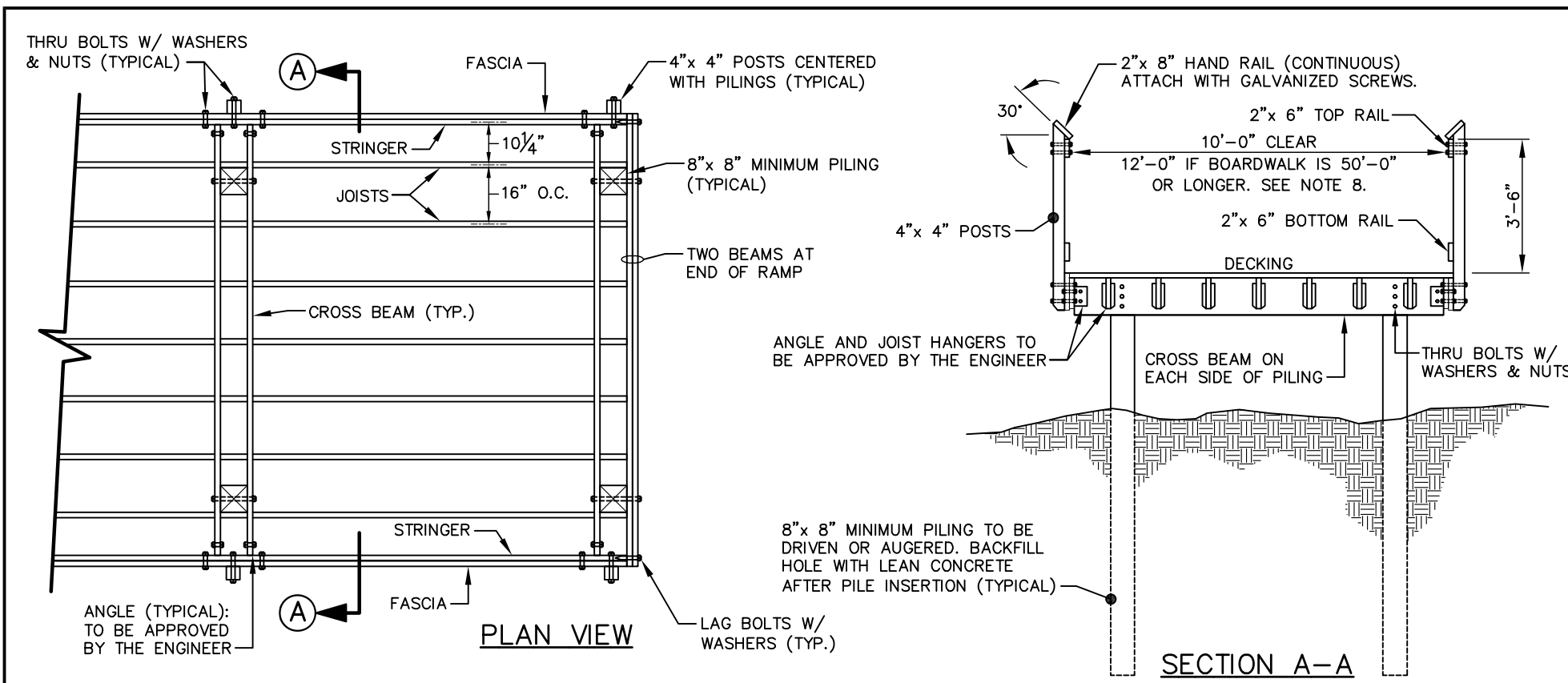
CLIENT:
 PRESERVE AT JONES DAIRY, LLC
 10534 ARNOLD PALMER DRIVE
 RALEIGH, NC 27617 919-491-0761

NO.	DATE	REVISIONS

PRESERVE AT JONES DAIRY - CENTRAL
 CONSTRUCTION DRAWINGS
 ROLESVILLE, NC
 SANITARY SEWER OUTFALL D
 PLAN AND PROFILE

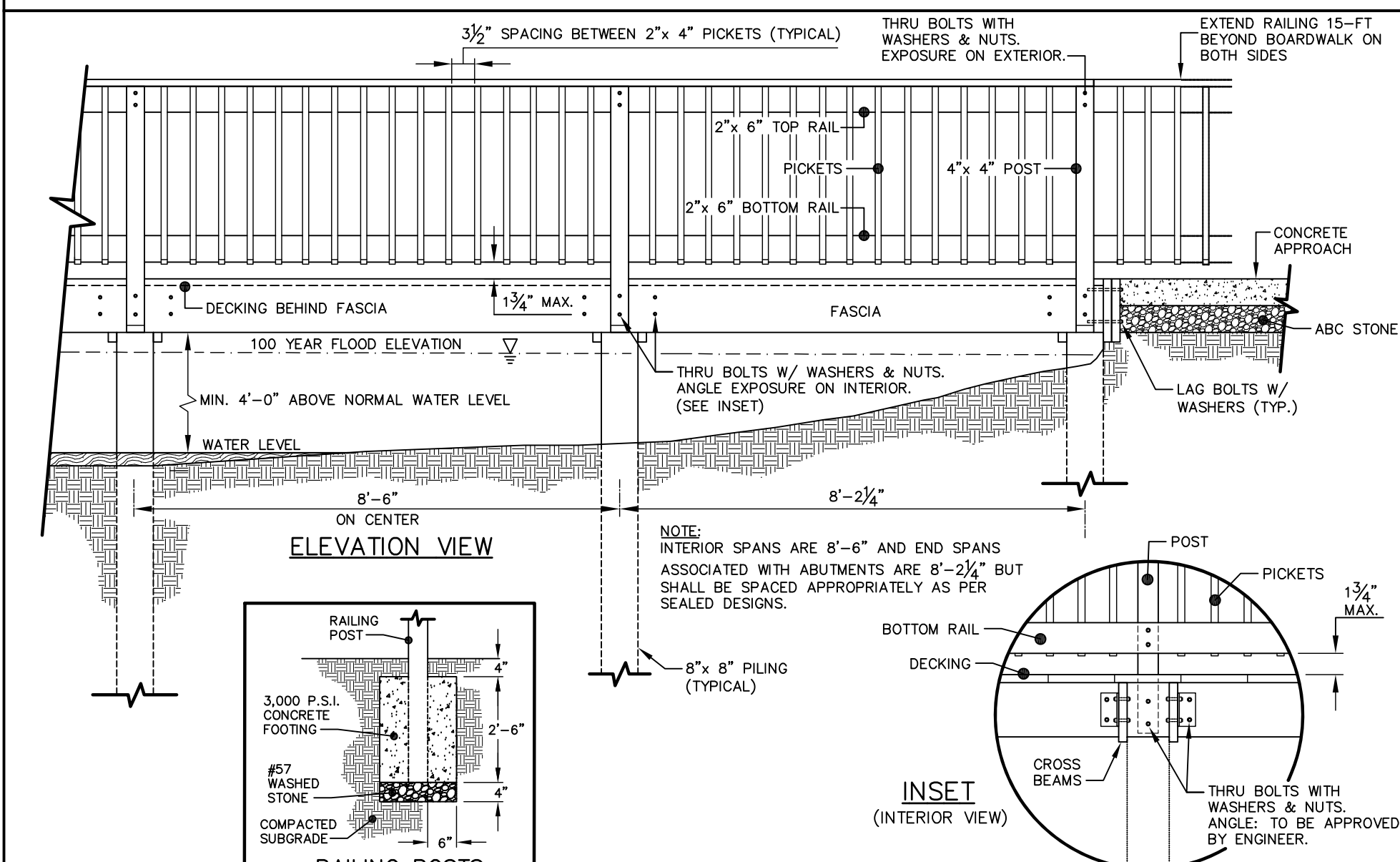


PROJECT NO: ---
 DESIGN BY: JPE
 DRAWN BY: RSF
 SCALE: 1"=50'
 DATE: 2023-01-27
 SHEET NO: **P13.1**

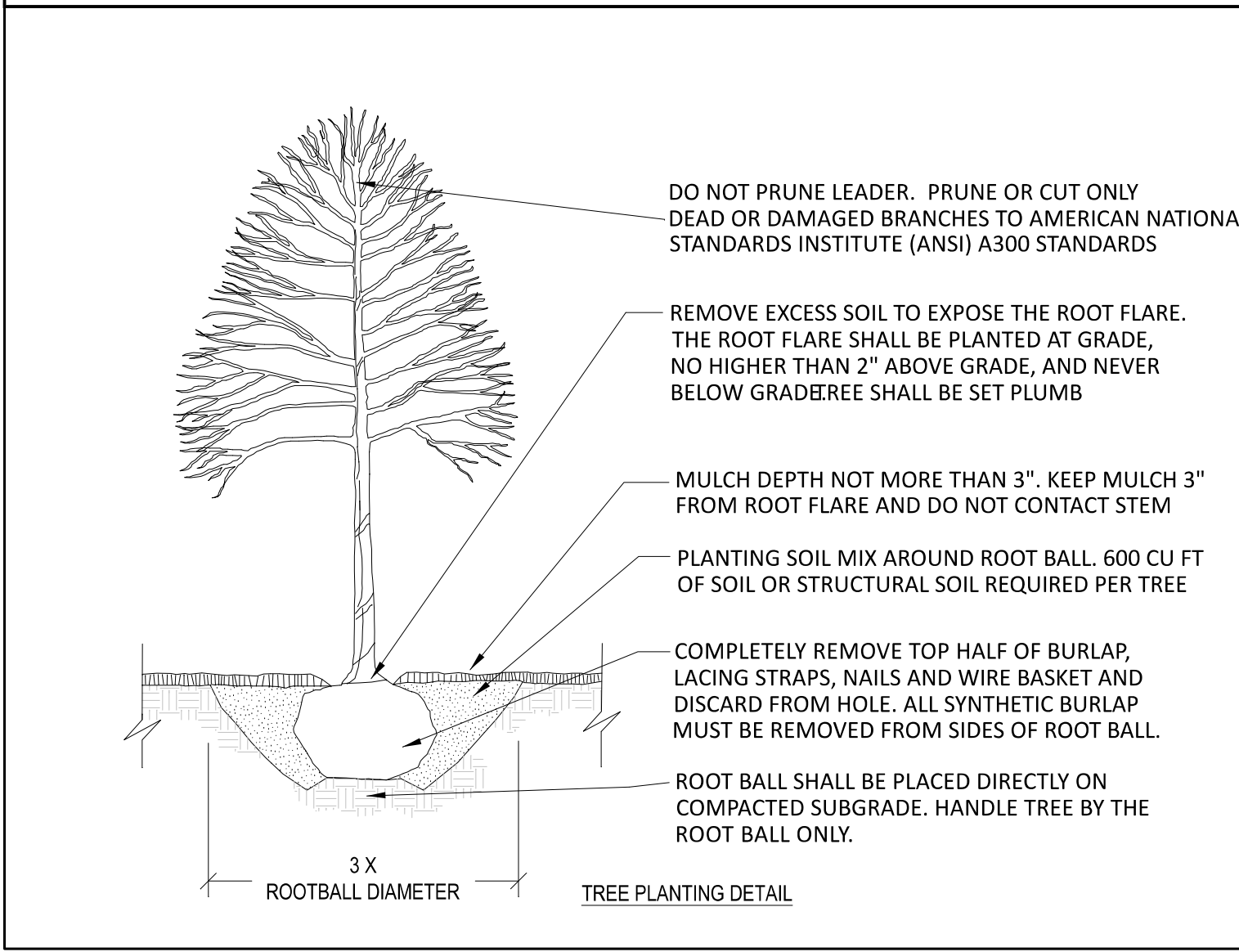


COMPOSITE MATERIAL INFORMATION
 MFG: MOISTURE SHIELD
 www.moistureshield.com
 OR EQUIVALENT WITH APPROVAL
 PRODUCT: MOISTURESHIELD VANTAGE
 COLOR: CAPE COD GREY

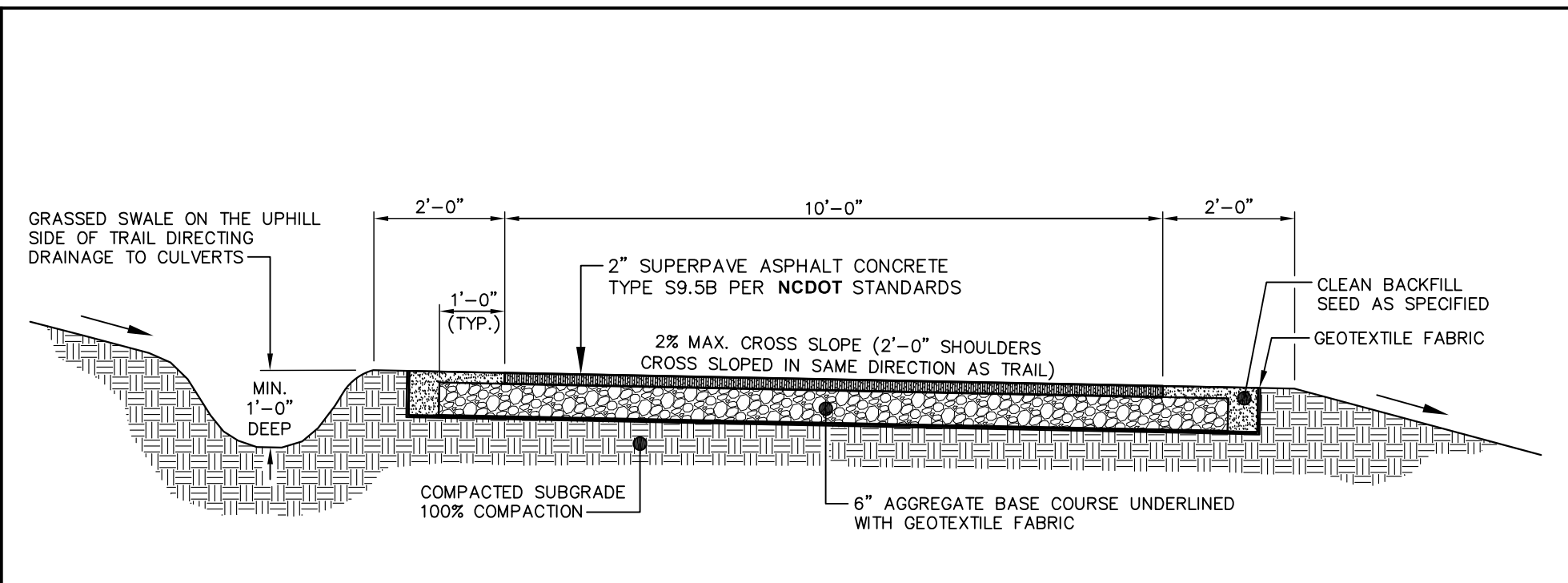
5,000 LB BOARDWALK (PLAN & SECTION VIEW)



STANDARD BOARDWALK (ELEVATION VIEW)

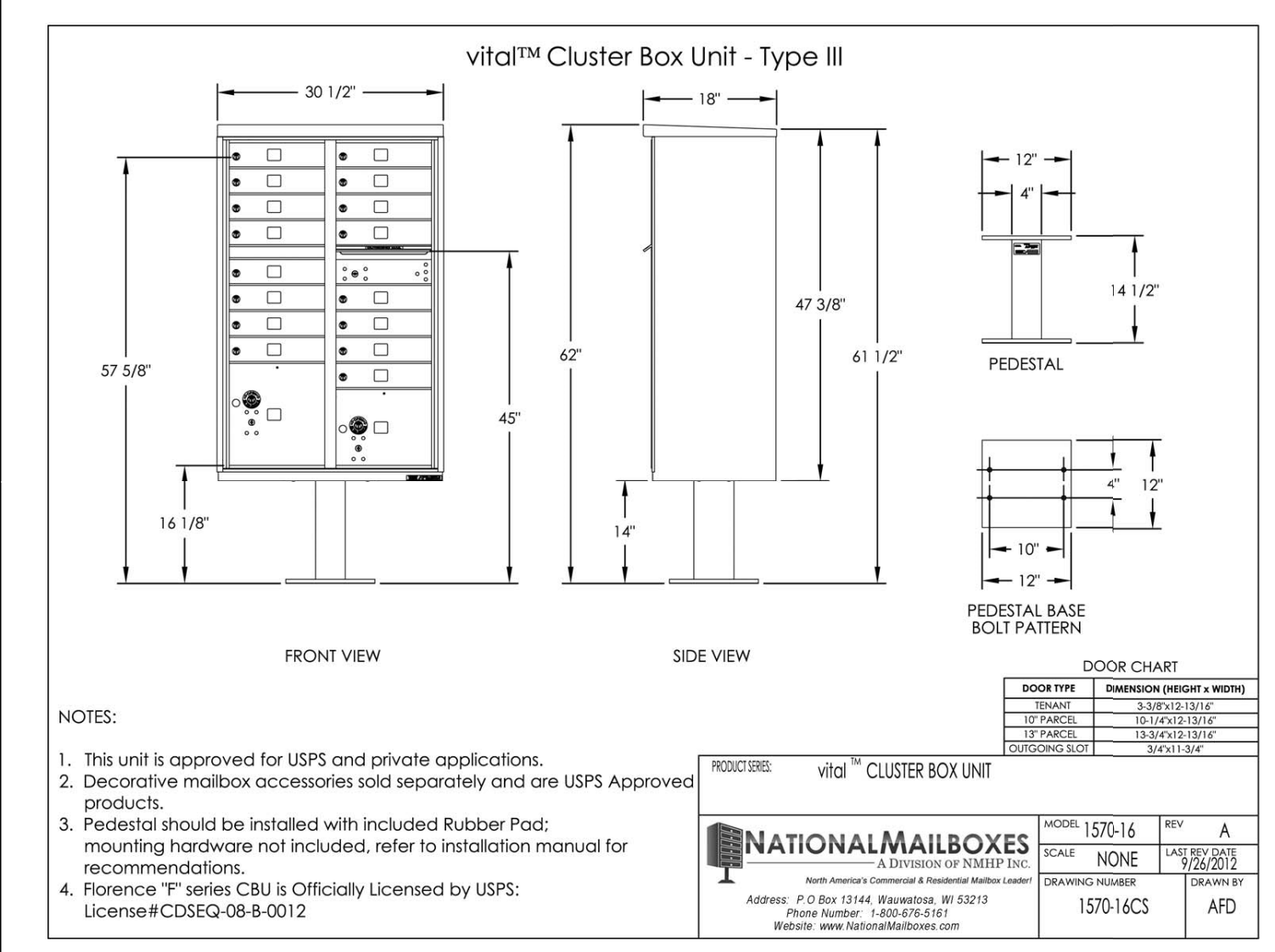


- DO NOT PRUNE LEADER. PRUNE OR CUT ONLY DEAD OR DAMAGED BRANCHES TO AMERICAN NATIONAL STANDARDS INSTITUTE (ANSI) A300 STANDARDS
- REMOVE EXCESS SOIL TO EXPOSE THE ROOT FLARE. THE ROOT FLARE SHALL BE PLANTED AT GRADE, NO HIGHER THAN 2" ABOVE GRADE, AND NEVER BELOW GRADE. SHALL BE SET PLUMB
- MULCH DEPTH NOT MORE THAN 3". KEEP MULCH 3" FROM ROOT FLARE AND DO NOT CONTACT STEM
- PLANTING SOIL MIX AROUND ROOT BALL. 600 CU FT OF SOIL OR STRUCTURAL SOIL REQUIRED PER TREE
- COMPLETELY REMOVE TOP HALF OF BURLAP, LACING STRAPS, NAILS AND WIRE BASKET AND DISCARD FROM HOLE. ALL SYNTHETIC BURLAP MUST BE REMOVED FROM SIDES OF ROOT BALL.
- ROOT BALL SHALL BE PLACED DIRECTLY ON COMPACTED SUBGRADE. HANDLE TREE BY THE ROOT BALL ONLY.

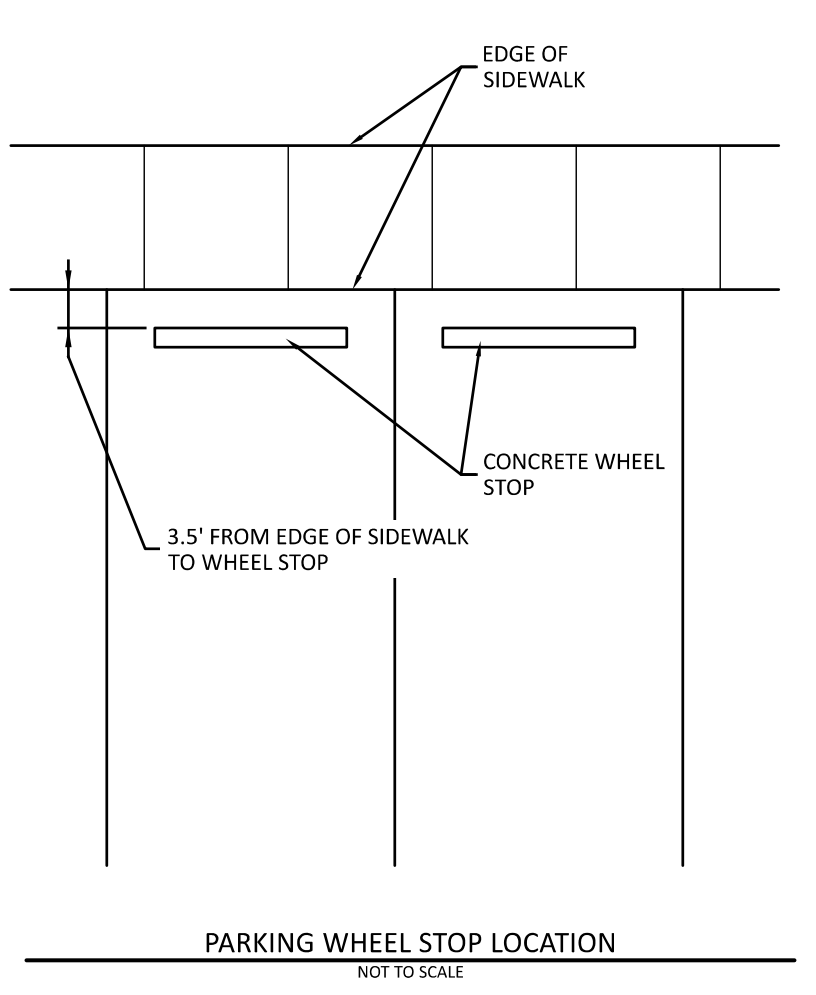


- NOTES:**
- CONTRACTOR IS RESPONSIBLE FOR RE-ESTABLISHING ALL SLOPES DISTURBED BY CONSTRUCTION.
 - NO ABOVE GROUND UTILITIES OR UTILITY SURFACE COVERS/PLATES/MANHOLES SHALL BE LOCATED WITHIN TRAIL AND SHALL BE MINIMUM 2 FEET FROM THE EDGE OF TRAIL. RAISED MANHOLES SHALL BE MINIMUM 4 FEET FROM TRAIL EDGE.
 - ALL TRAILS SHALL BE LOCATED MINIMUM 5 FEET FROM THE BACK OF CURB.
 - SIDE SLOPES SHALL NOT EXCEED 3:1. CUT & FILL SLOPES SHALL TIE INTO EXISTING SLOPES TO CREATE AN EVEN TRANSITION.
 - CROSS SLOPE TYPICALLY TO LOW SIDE BUT CROSS SLOPE TO INSIDE OF DOWNHILL CURVES, WITH GRADUAL TRANSITIONS BETWEEN ANY CROSS SLOPE DIRECTION CHANGES.

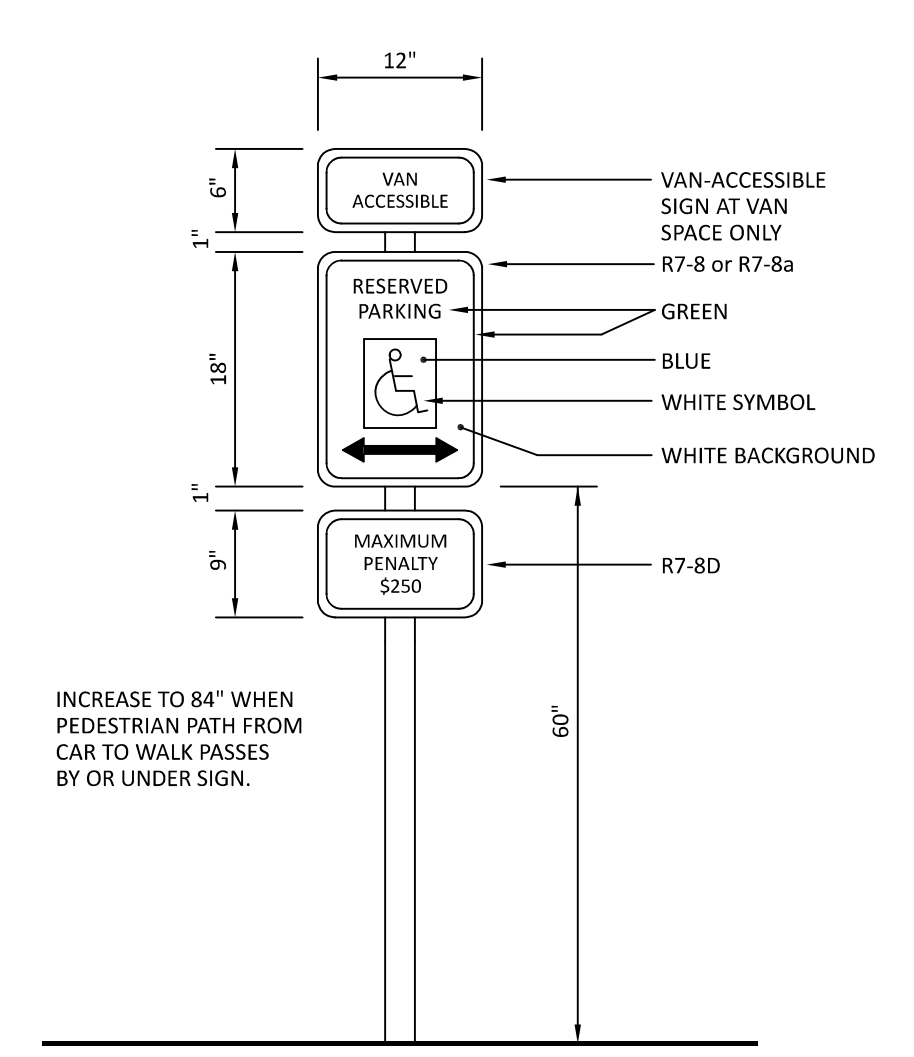
STANDARD 10-FT ASPHALT GREENWAY TRAIL



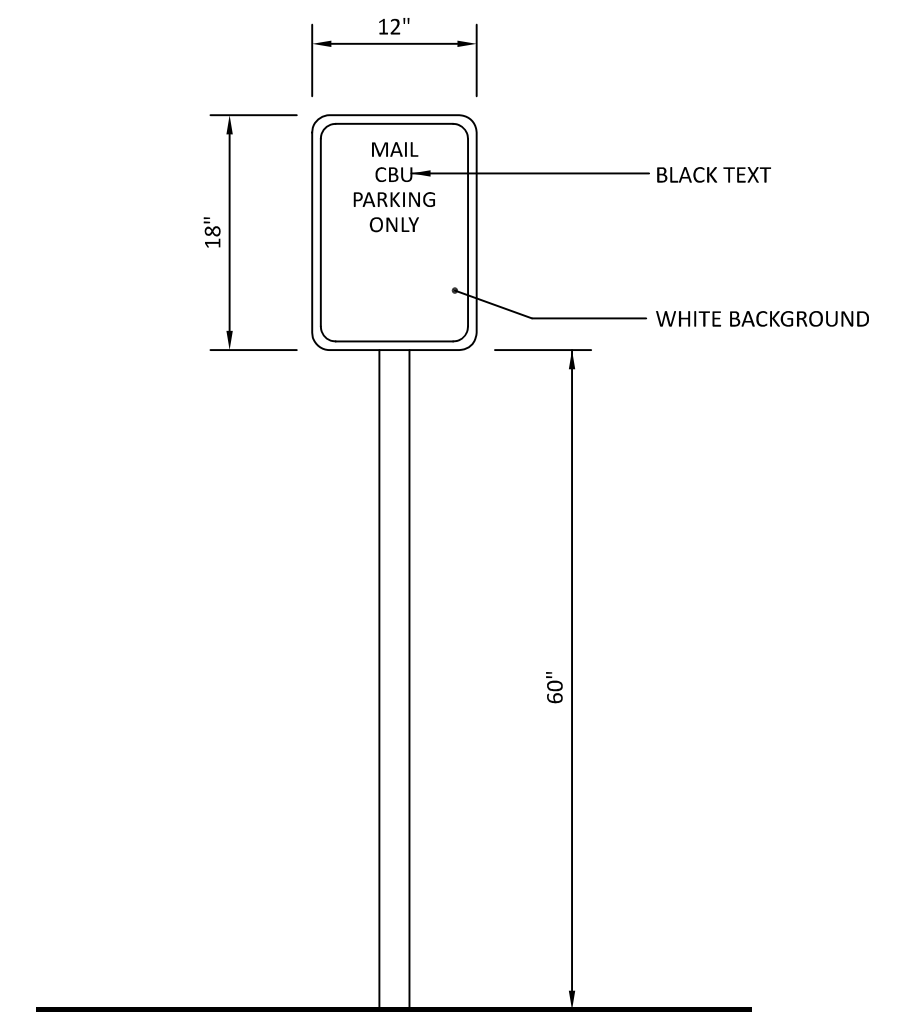
- NOTES:**
- This unit is approved for USPS and private applications.
 - Decorative mailbox accessories sold separately and are USPS Approved products.
 - Pedestal should be installed with included Rubber Pad; mounting hardware not included, refer to installation manual for recommendations.
 - Florence™ series CBU is Officially Licensed by USPS; License# CDSEQ-08-8-0012



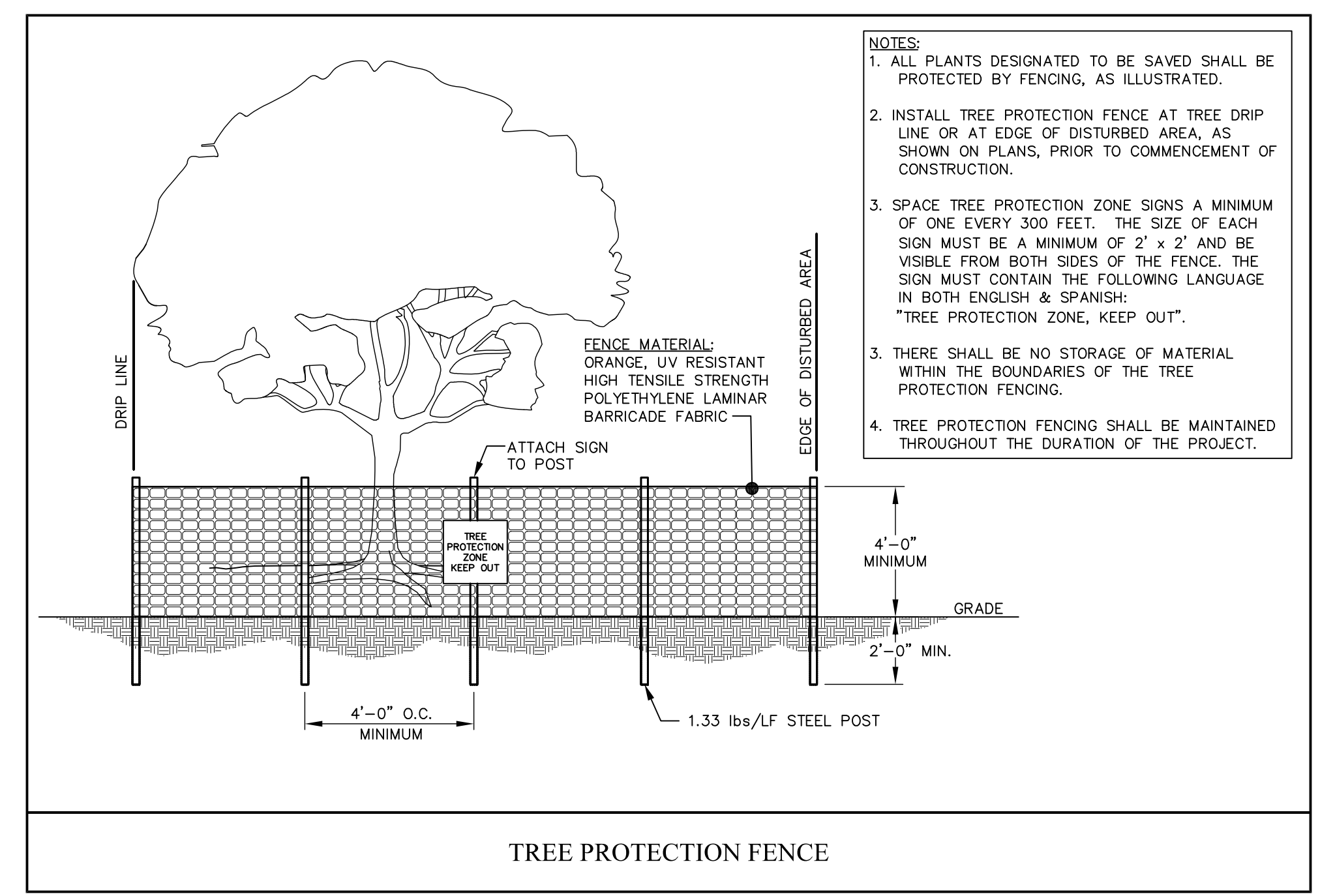
PARKING WHEEL STOP LOCATION
NOT TO SCALE



HANDICAP SIGN DETAIL

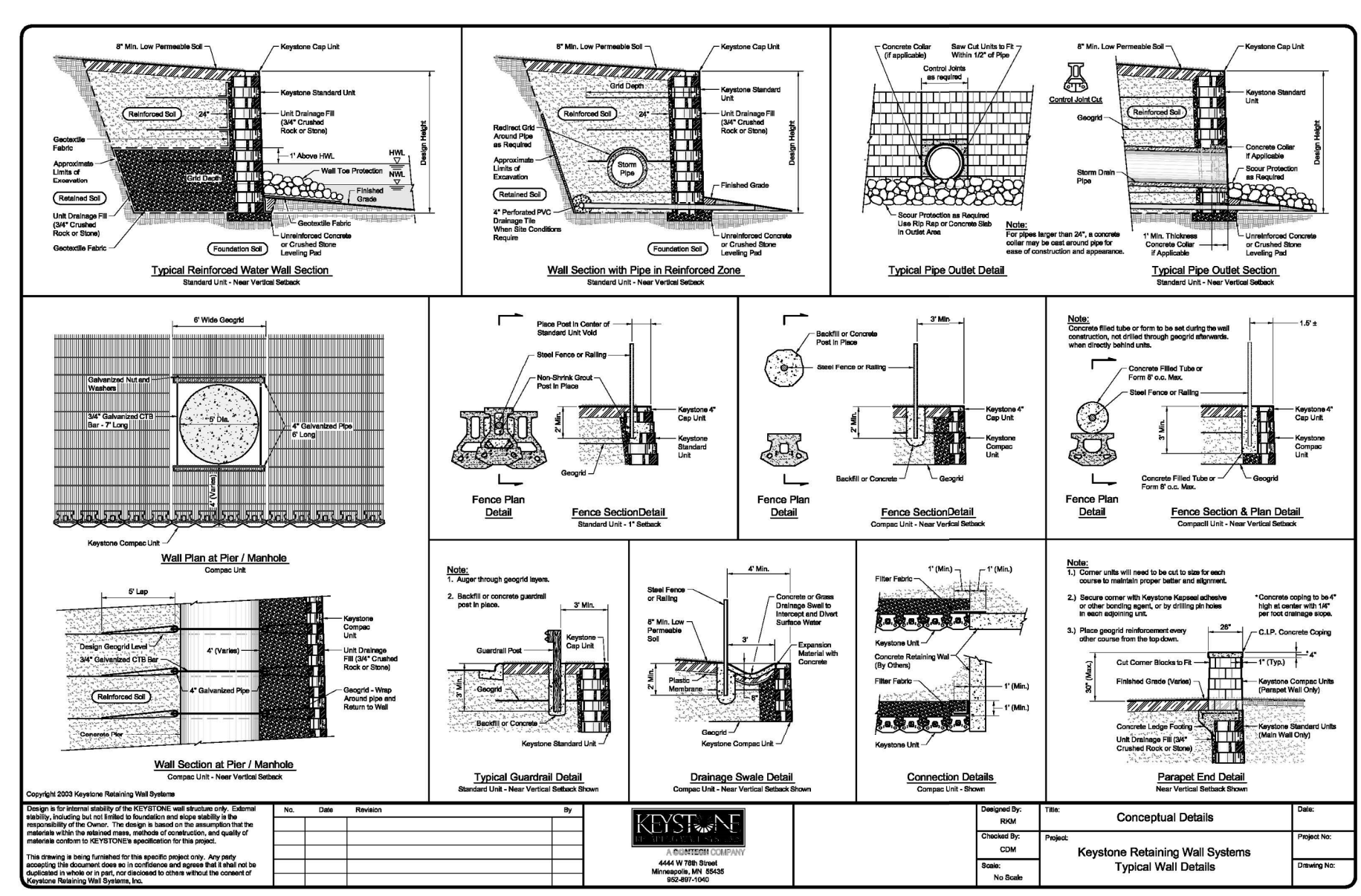


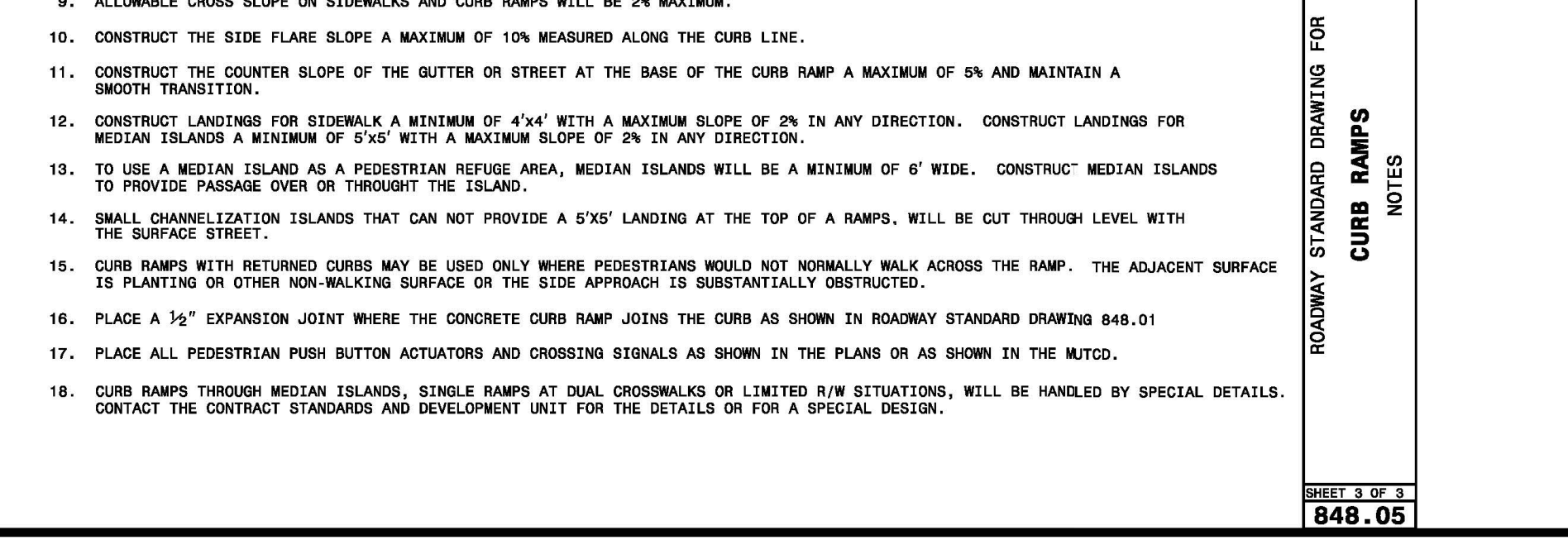
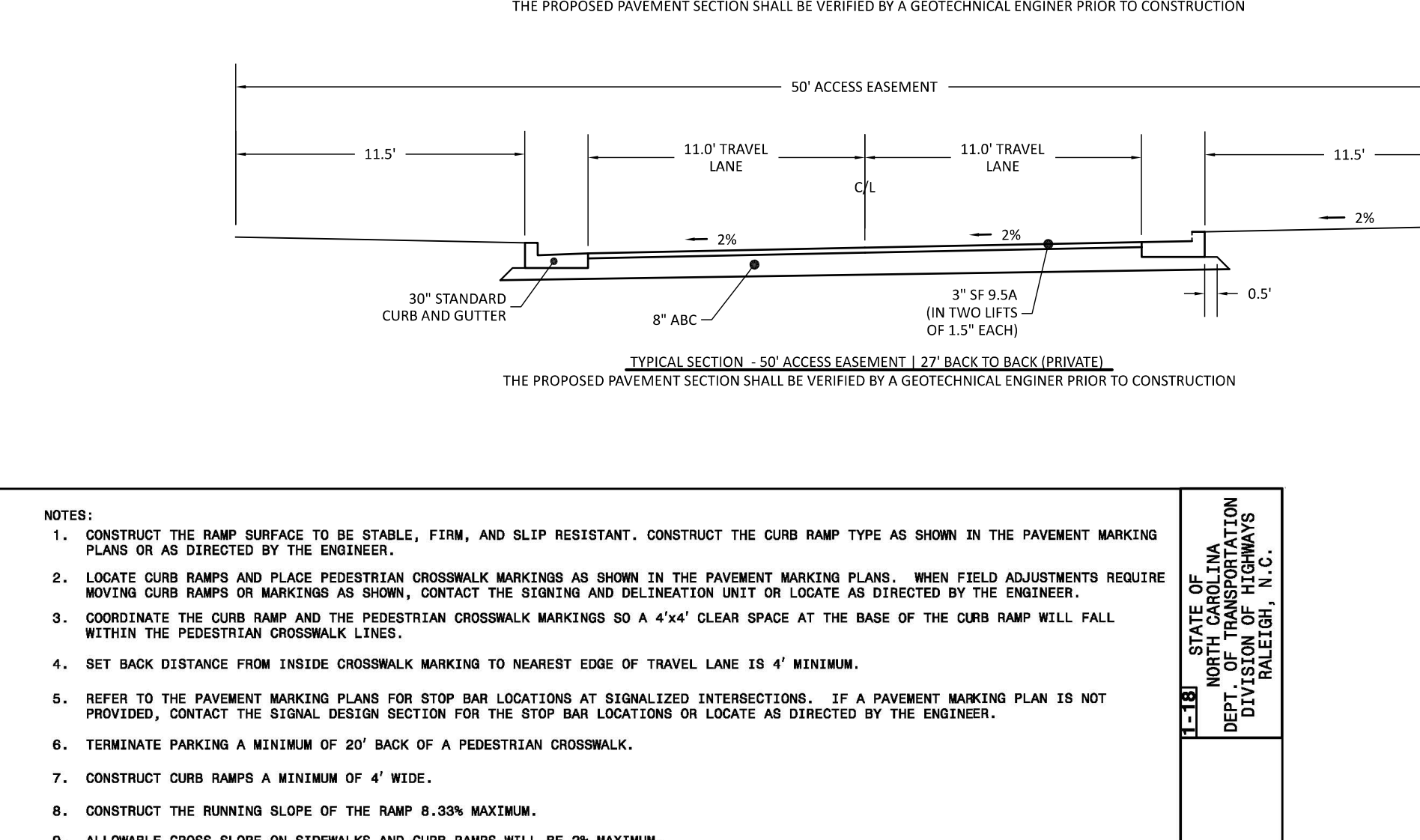
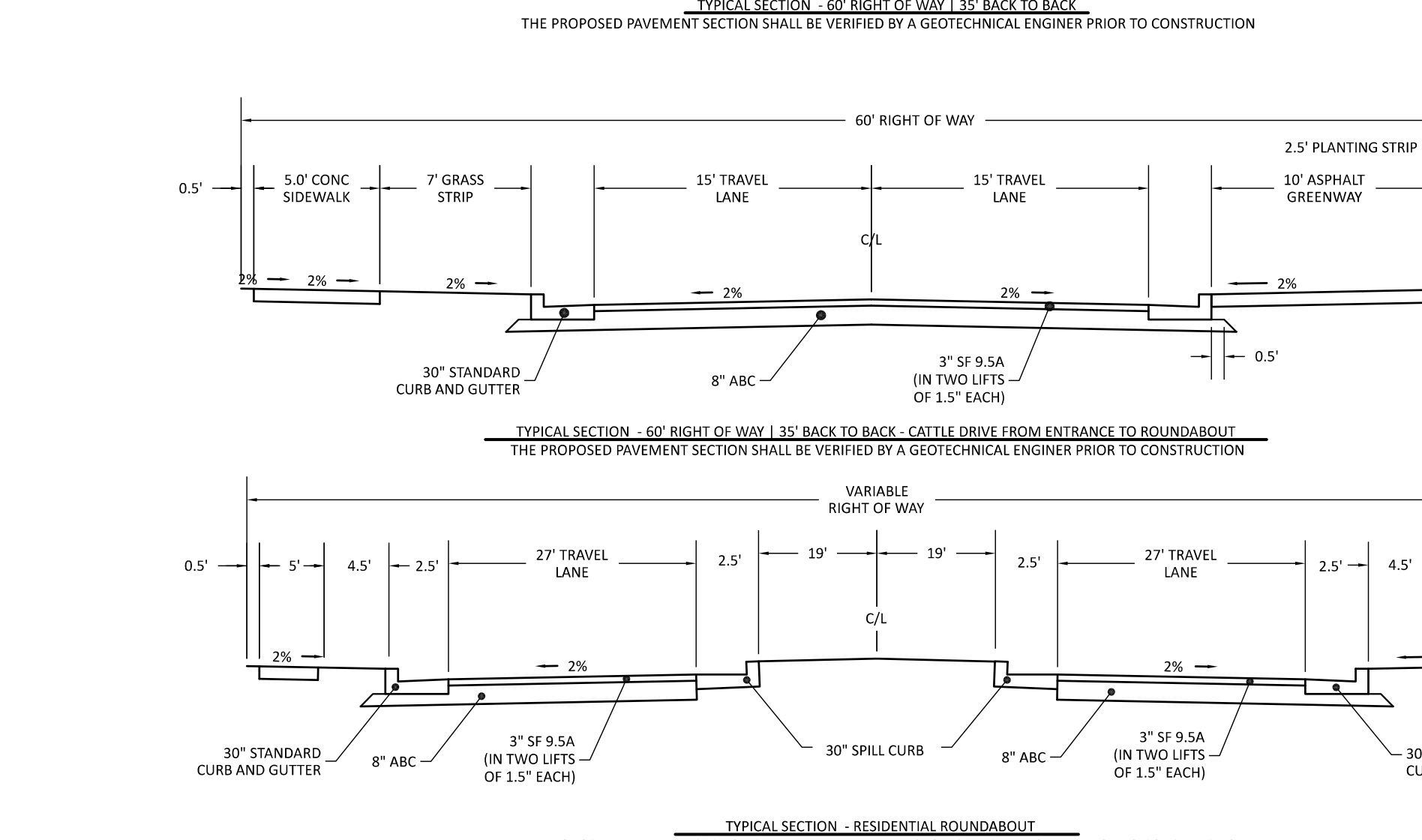
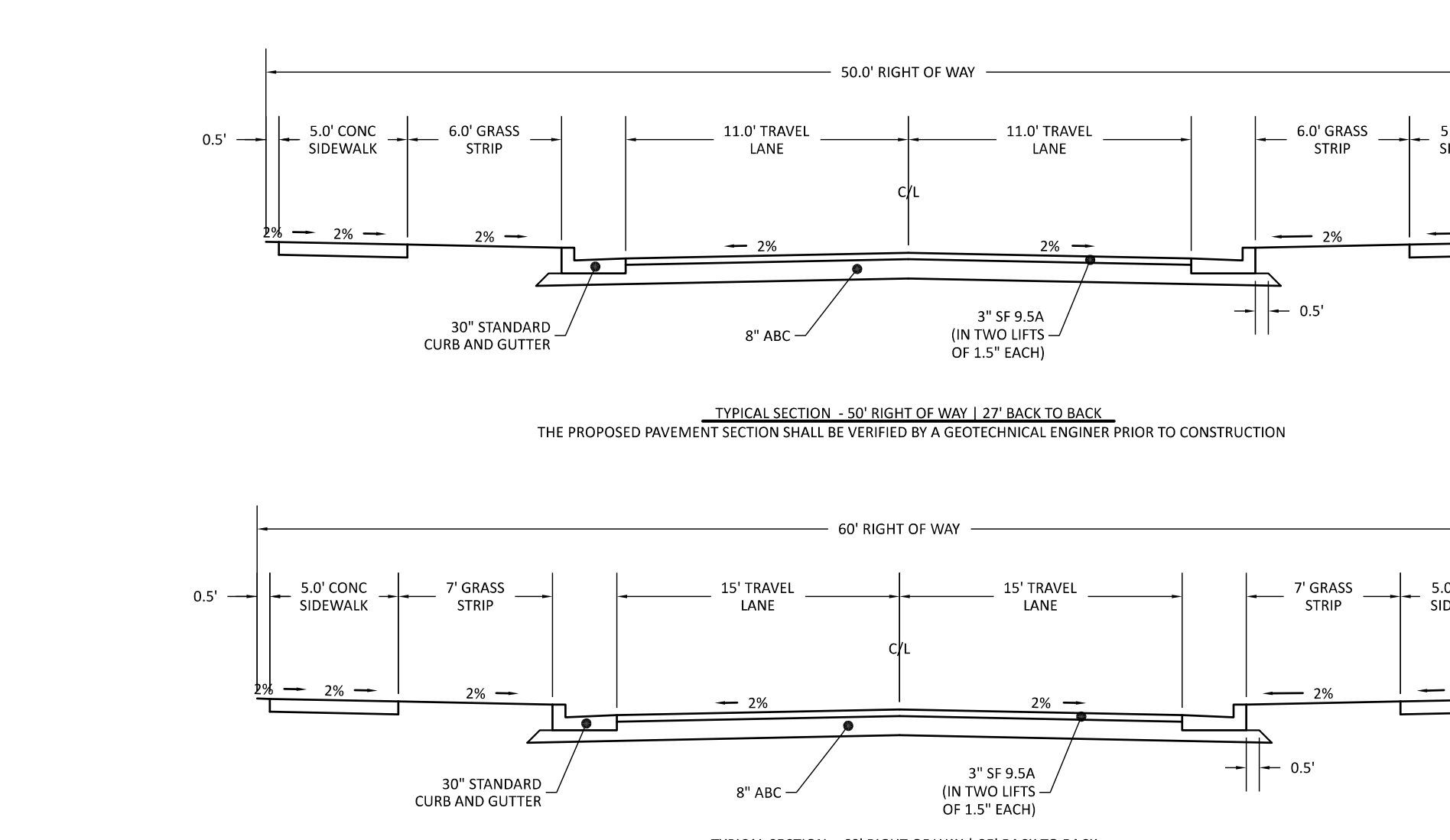
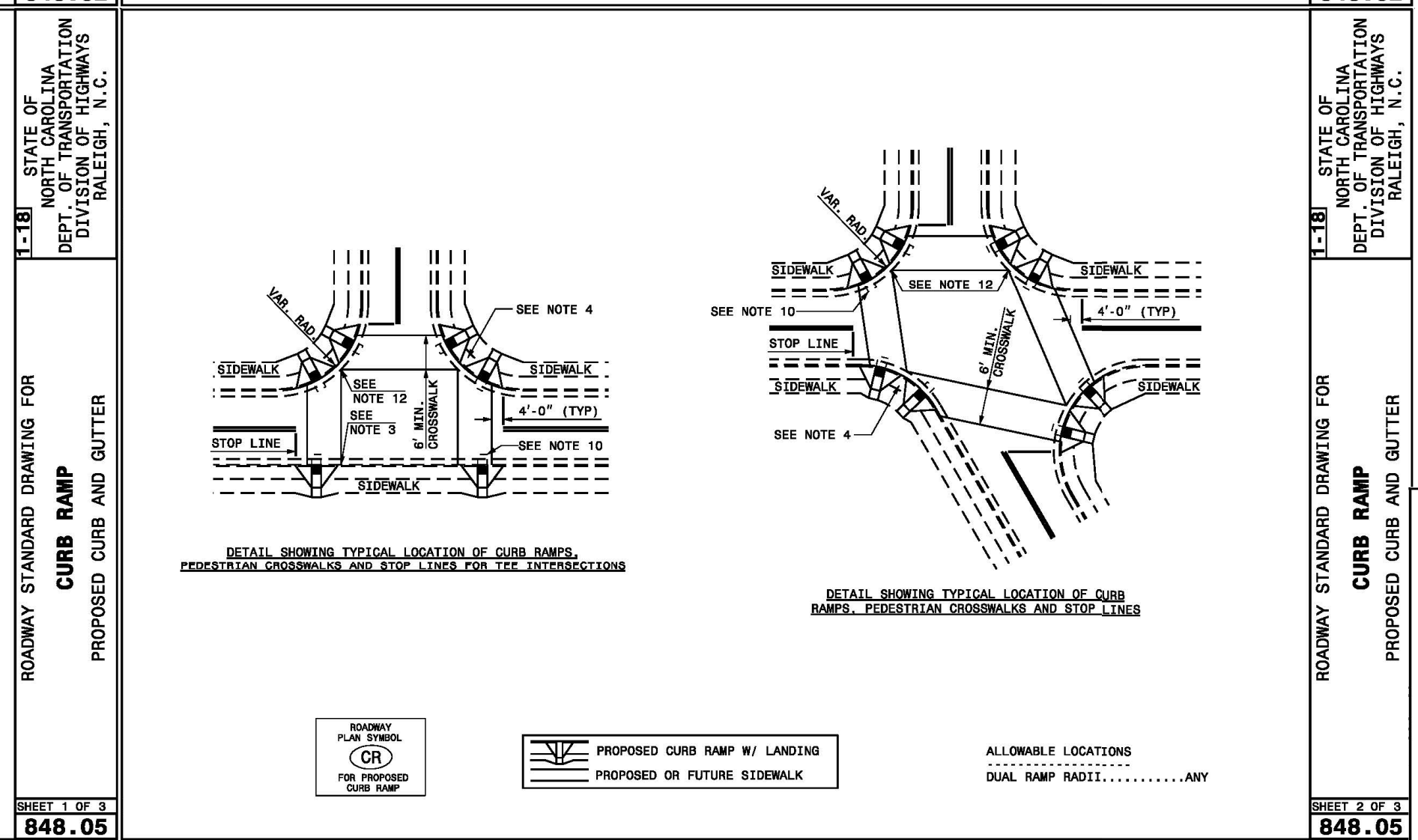
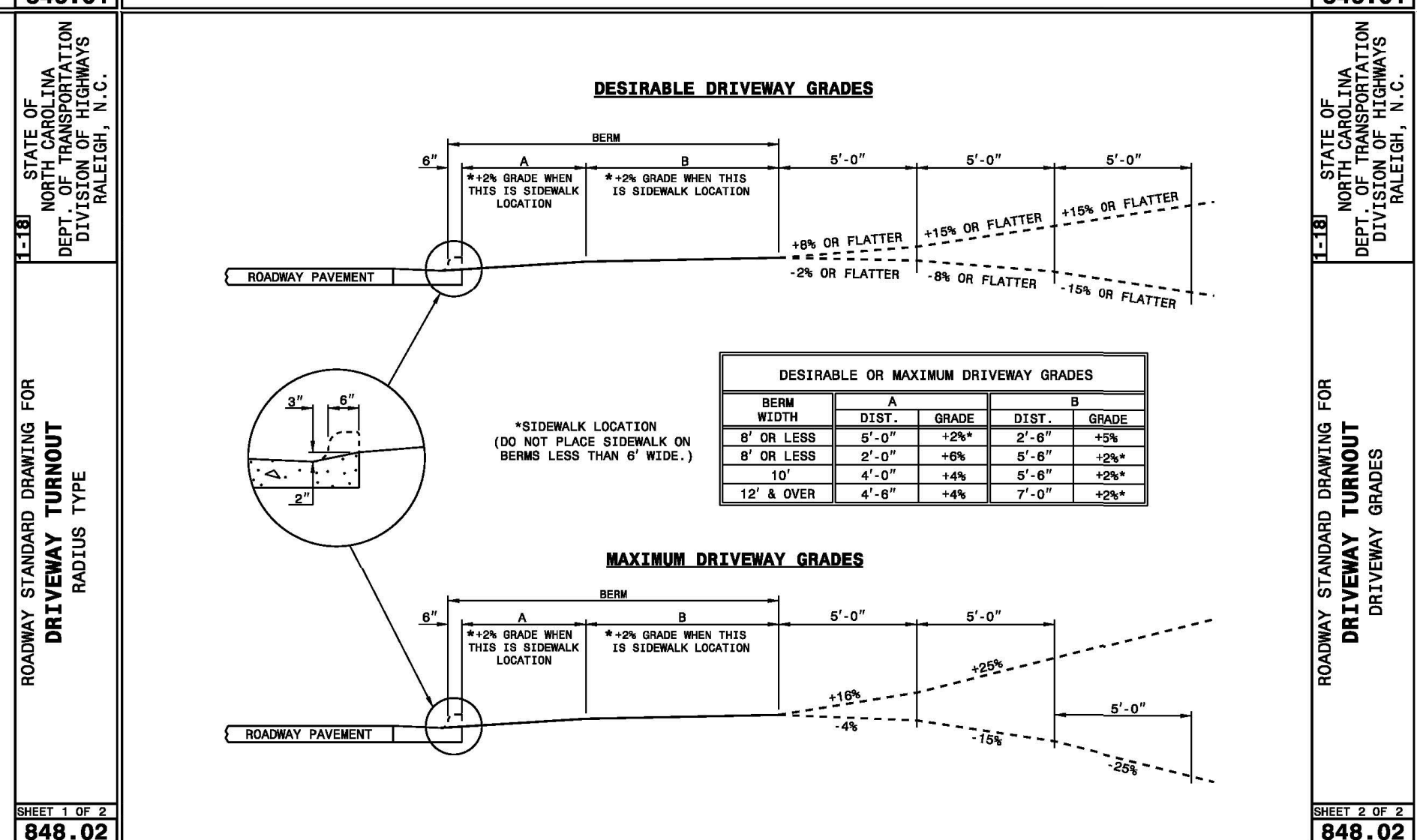
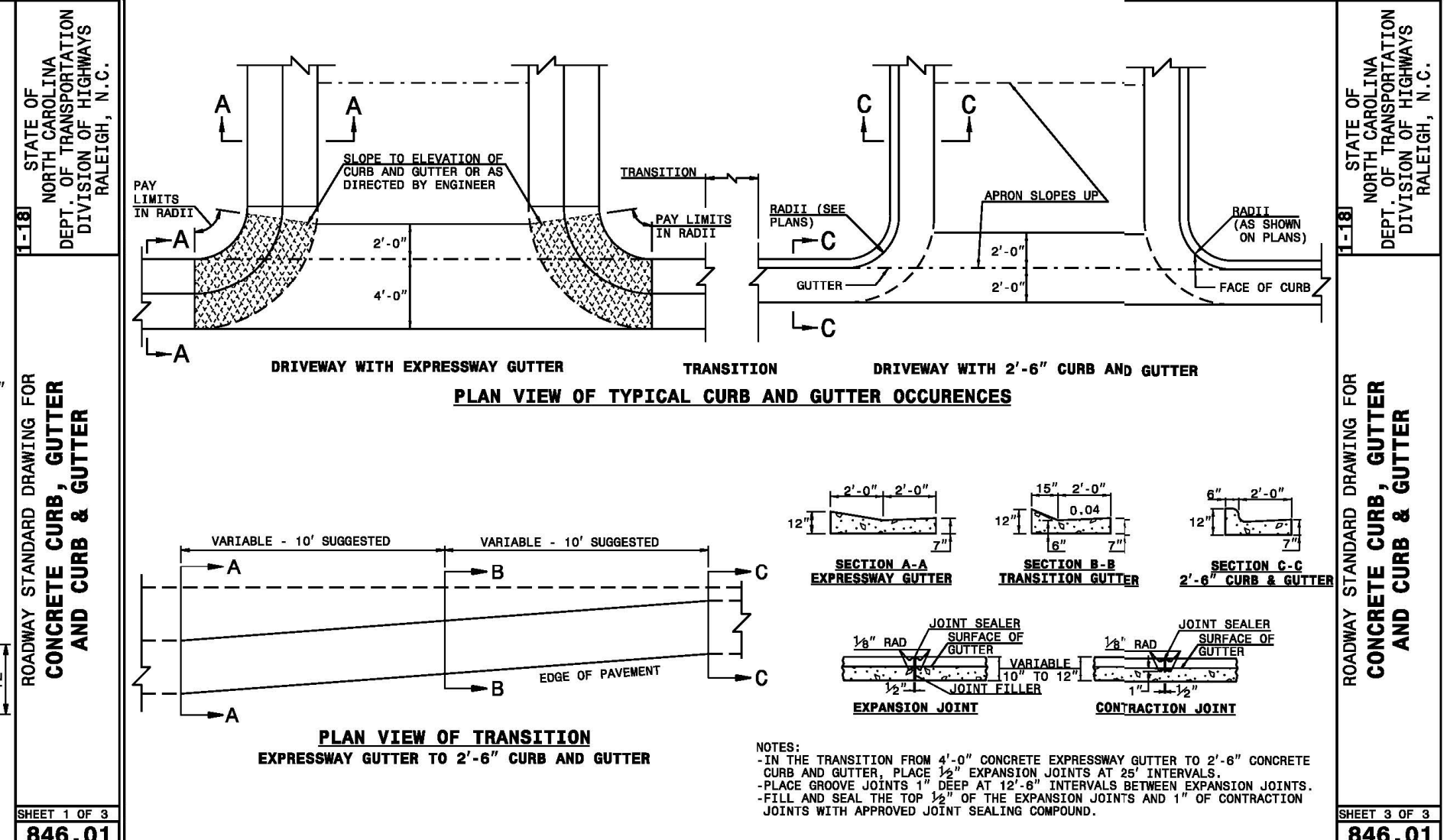
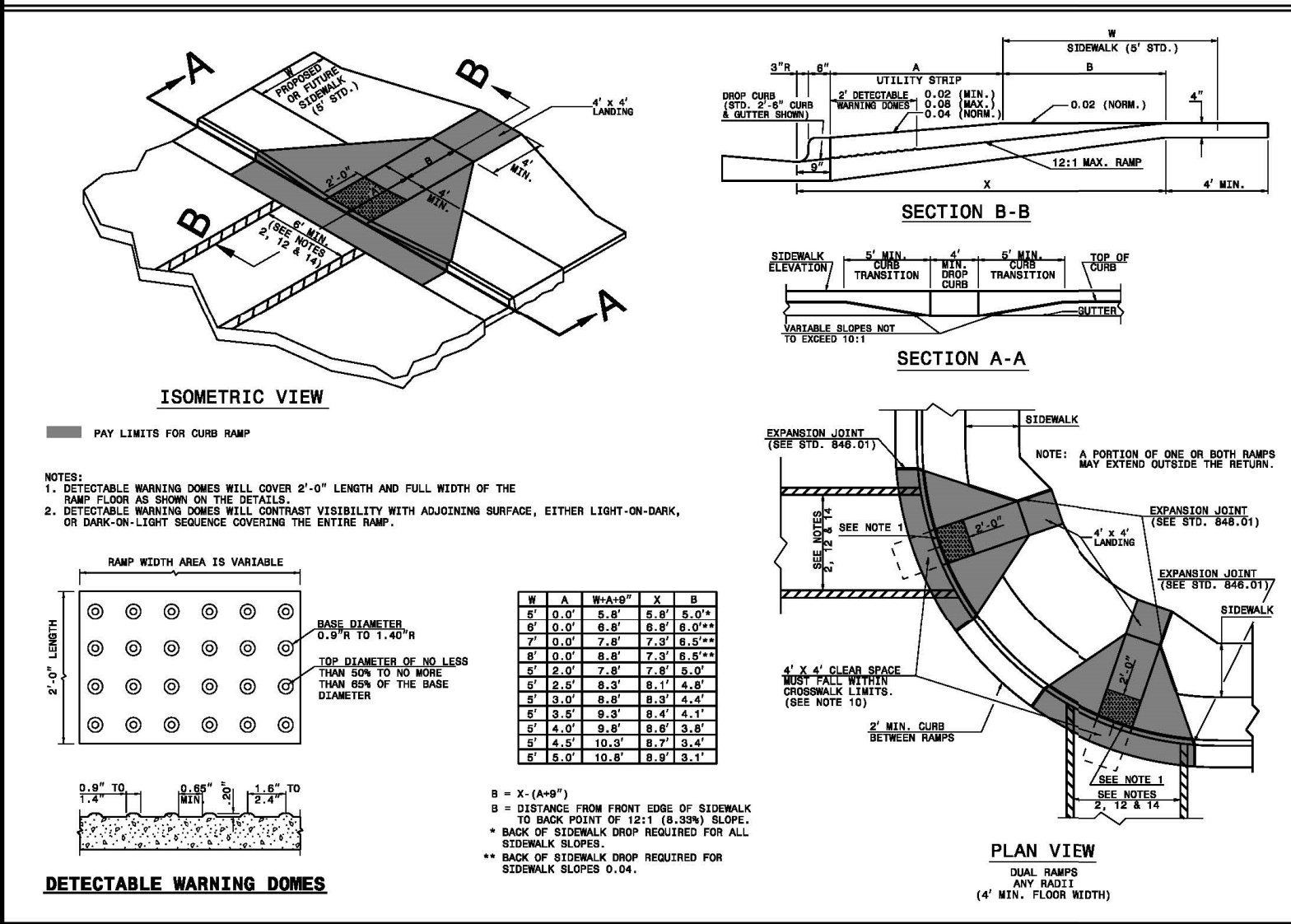
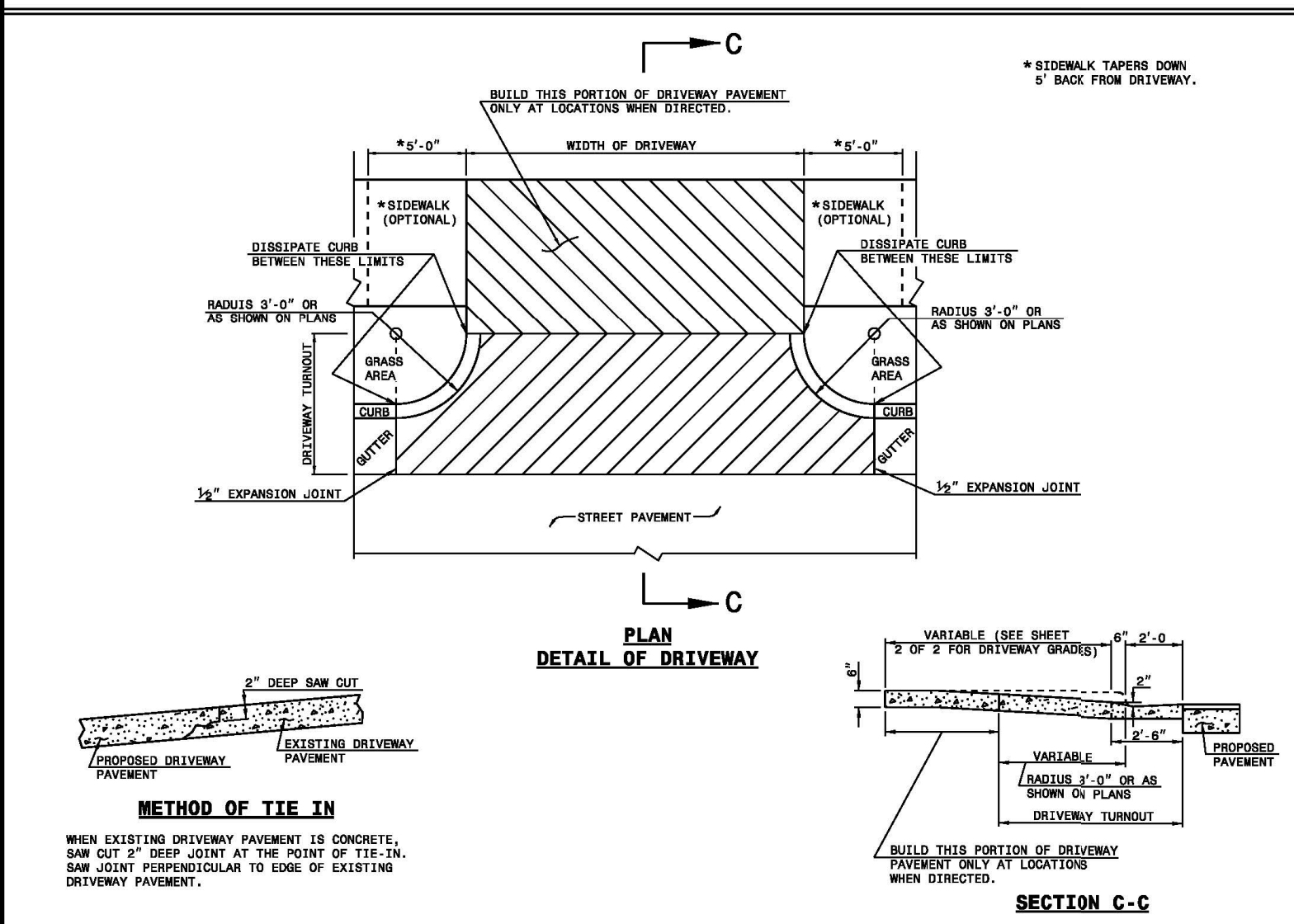
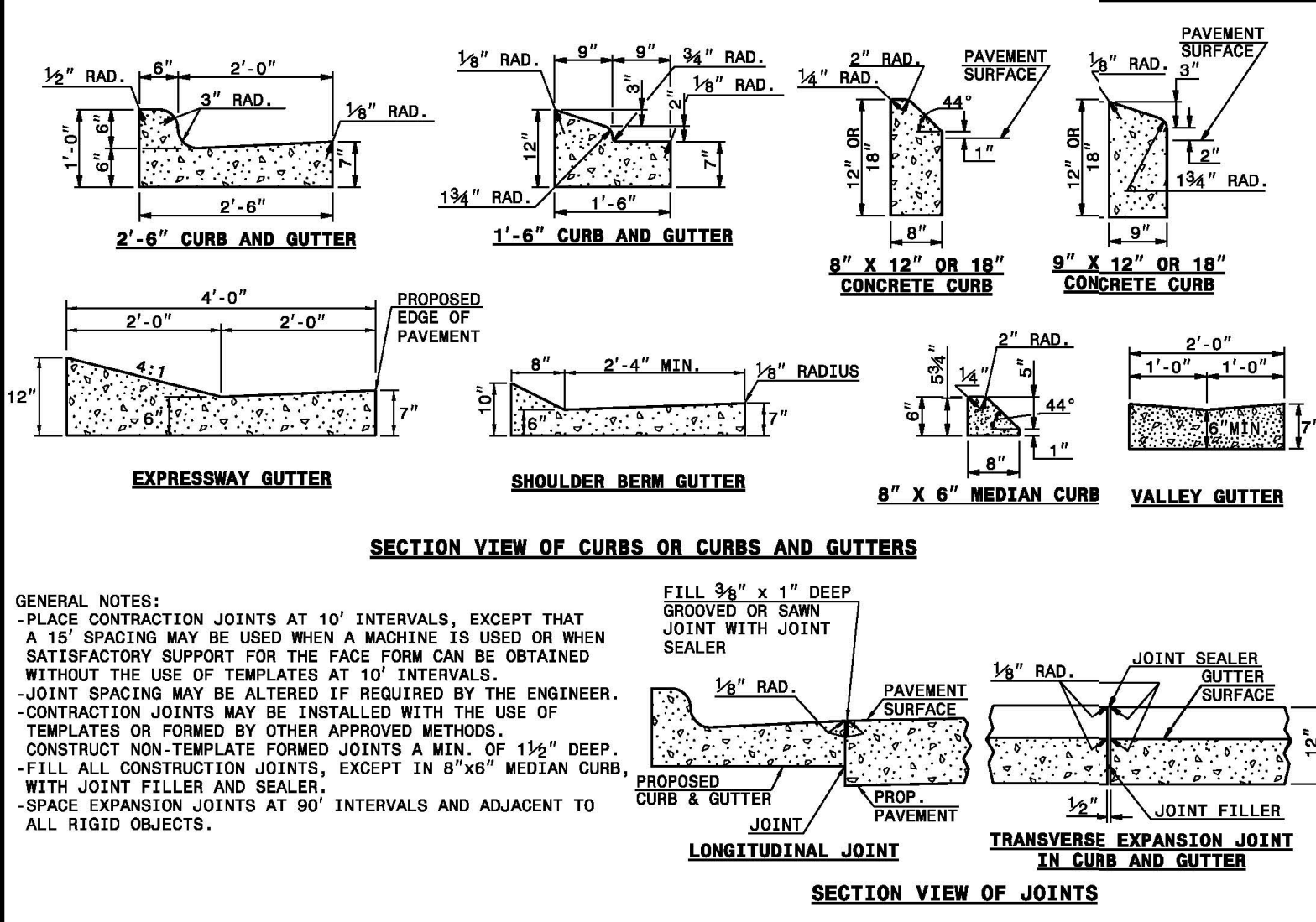
MAIL CBU SIGN DETAIL



TREE PROTECTION FENCE

- NOTES:**
- ALL PLANTS DESIGNATED TO BE SAVED SHALL BE PROTECTED BY FENCING, AS ILLUSTRATED.
 - INSTALL TREE PROTECTION FENCE AT TREE DRIP LINE OR AT EDGE OF DISTURBED AREA, AS SHOWN ON PLANS, PRIOR TO COMMENCEMENT OF CONSTRUCTION.
 - SPACE TREE PROTECTION ZONE SIGNS A MINIMUM OF ONE EVERY 300 FEET. THE SIZE OF EACH SIGN MUST BE A MINIMUM OF 2' x 2' AND BE VISIBLE FROM BOTH SIDES OF THE FENCE. THE SIGN MUST CONTAIN THE FOLLOWING LANGUAGE IN BOTH ENGLISH & SPANISH: "TREE PROTECTION ZONE, KEEP OUT".
 - THERE SHALL BE NO STORAGE OF MATERIAL WITHIN THE BOUNDARIES OF THE TREE PROTECTION FENCING.
 - TREE PROTECTION FENCING SHALL BE MAINTAINED THROUGHOUT THE DURATION OF THE PROJECT.





STATE OF NORTH CAROLINA
DEPT. OF TRANSPORTATION
DIVISION OF HIGHWAYS
RALEIGH, N.C.

STATE OF NORTH CAROLINA
DEPT. OF TRANSPORTATION
DIVISION OF HIGHWAYS
RALEIGH, N.C.


STATE OF NORTH CAROLINA
DEPT. OF TRANSPORTATION
DIVISION OF HIGHWAYS
RALEIGH, N.C.

STATE OF NORTH CAROLINA
DEPT. OF TRANSPORTATION
DIVISION OF HIGHWAYS
RALEIGH, N.C.

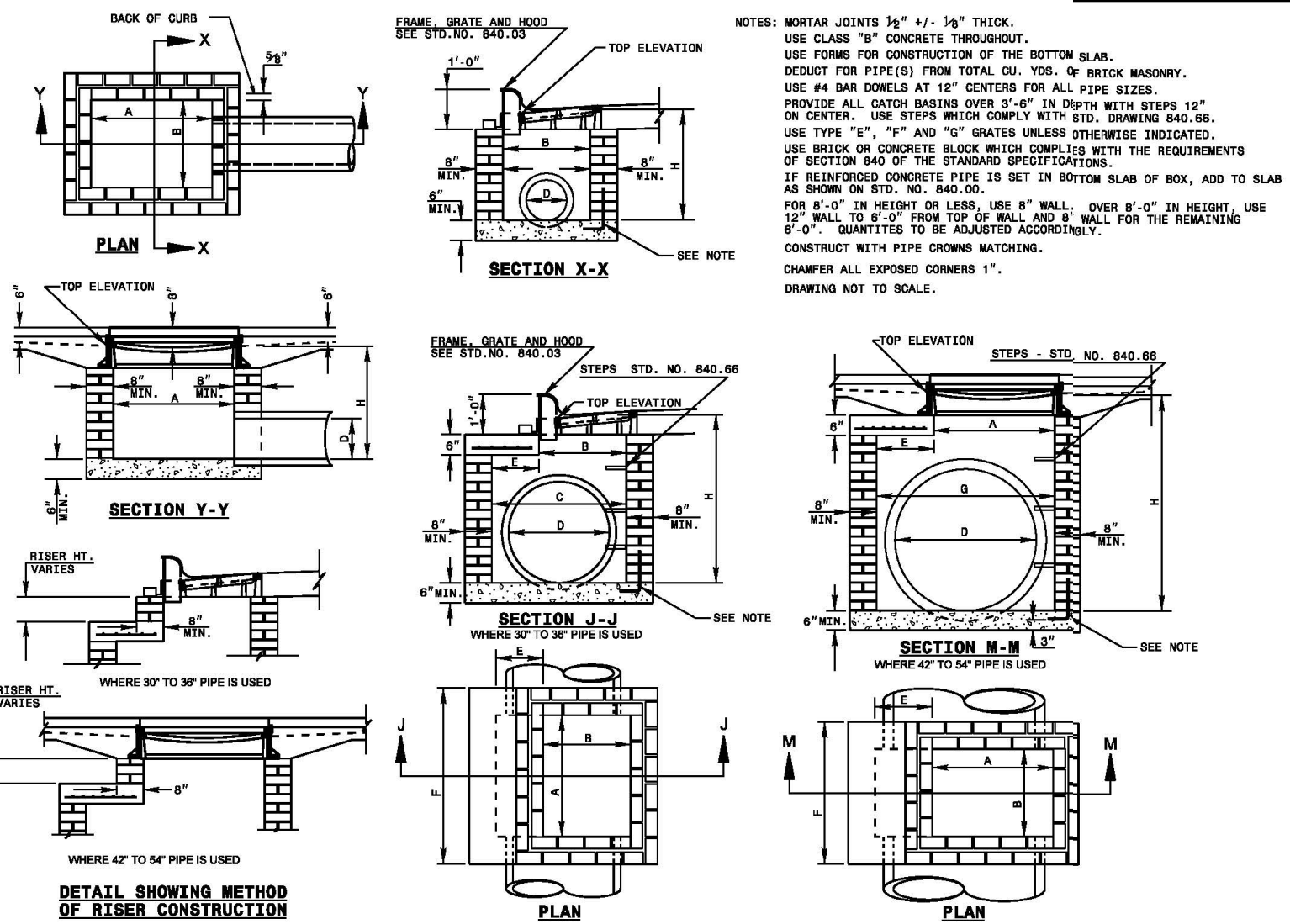
The Nau Company
Consulting Civil Engineers
PO Box 810, Rolesville, NC 27571
919-435-6395
NCBELS License P-0751

PRESERVE AT JONES DAIRY, LLC
10534 ARNOLD PALMER DRIVE
RALEIGH, NC 27617-919-0761

PRESERVE AT JONES DAIRY - CENTRAL
CONSTRUCTION DRAWINGS
ROLESVILLE, NC
ROAD AND NC DOT DETAILS



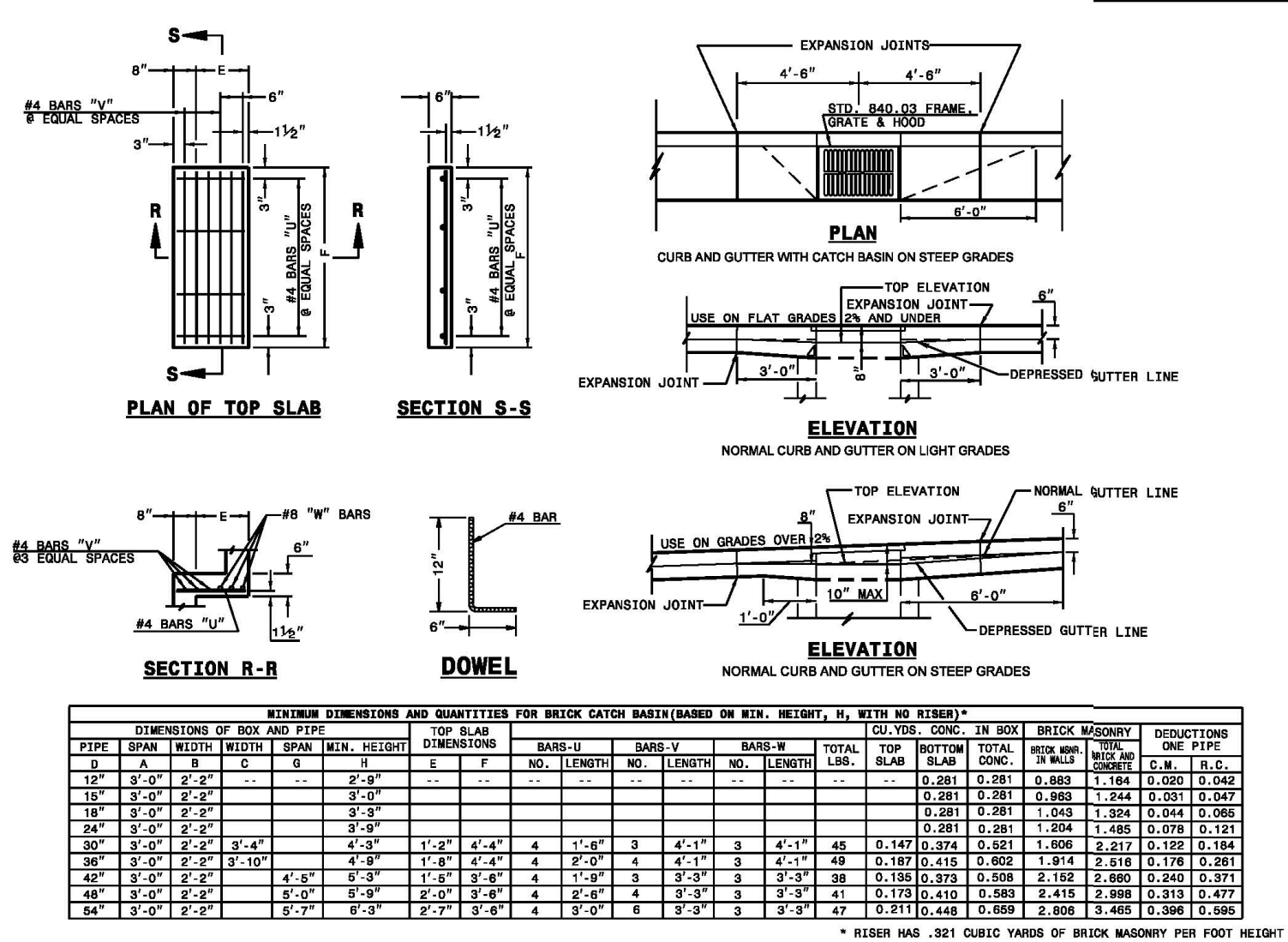
PROJECT NO: ...
DESIGN BY: JPE
DRAWN BY: RSF
SCALE: NTS
DATE: 2023-01-27
SHEET NO: D2.1



STATE OF NORTH CAROLINA
DEPT. OF TRANSPORTATION
DIVISION OF HIGHWAYS
RALEIGH, N.C.

ROADWAY STANDARD DRAWING FOR
BRICK CATCH BASIN
12" THRU 54" PIPE

SHEET 1 OF 2
840.01



MINIMUM DIMENSIONS AND QUANTITIES FOR BRICK CATCH BASIN (BASED ON MIN. HEIGHT, H, WITH NO RISER)*

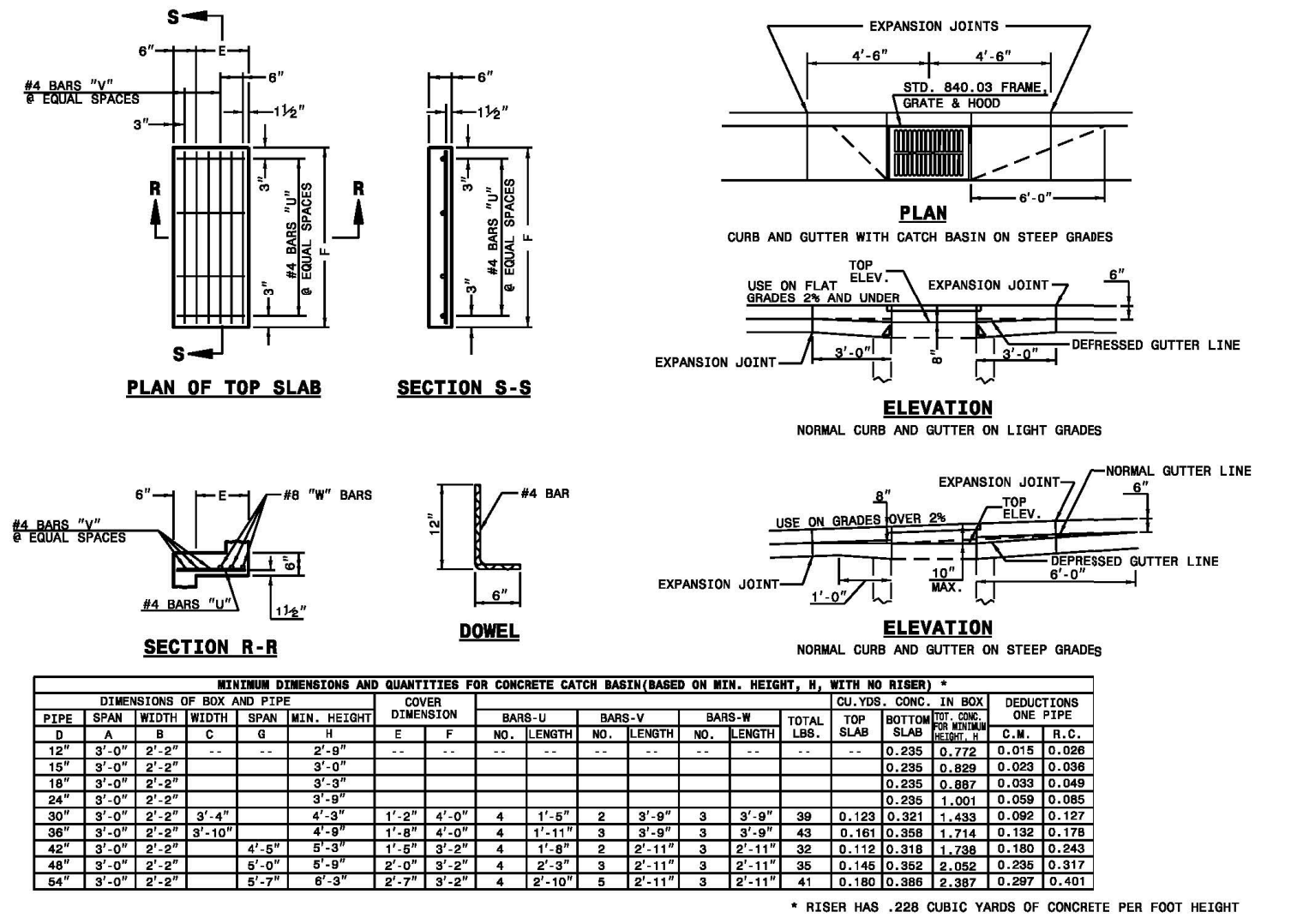
PIPE SIZE	SPAN	WIDTH	HEIGHT	COVER			TOTAL TOP SLAB CONC. IN BOX	REDUCTIONS ONE PIPE						
				NO.	LENGTH	NO.			LENGTH					
12"	3'-0"	2'-2"	0	2'-0"	1	0.235	0.272	0.015	0.028					
15"	3'-0"	2'-2"	0	2'-0"	1	0.235	0.269	0.008	0.028					
18"	3'-0"	2'-2"	0	2'-0"	1	0.235	0.267	0.003	0.028					
24"	3'-0"	2'-2"	0	2'-0"	1	0.235	1.001	0.009	0.069					
30"	3'-0"	2'-2"	3'-4"	4'-3"	1	0.235	1.439	0.007	0.177					
36"	3'-0"	2'-2"	3'-4"	4'-3"	2	3'-9"	3	3'-9"	38	0.125	0.281	1.439	0.007	0.177
42"	3'-0"	2'-2"	3'-4"	4'-3"	3	3'-9"	43	0.163	0.388	1.714	0.132	0.178		
48"	3'-0"	2'-2"	3'-4"	4'-3"	4	3'-9"	35	0.148	0.352	1.592	0.238	0.317		
54"	3'-0"	2'-2"	3'-4"	4'-3"	5	2'-11"	41	0.180	0.398	1.687	0.297	0.351		

* RISER HAS .250 CUBIC YARDS OF CONCRETE PER FOOT HEIGHT

STATE OF NORTH CAROLINA
DEPT. OF TRANSPORTATION
DIVISION OF HIGHWAYS
RALEIGH, N.C.

ROADWAY STANDARD DRAWING FOR
BRICK CATCH BASIN
12" THRU 54" PIPE

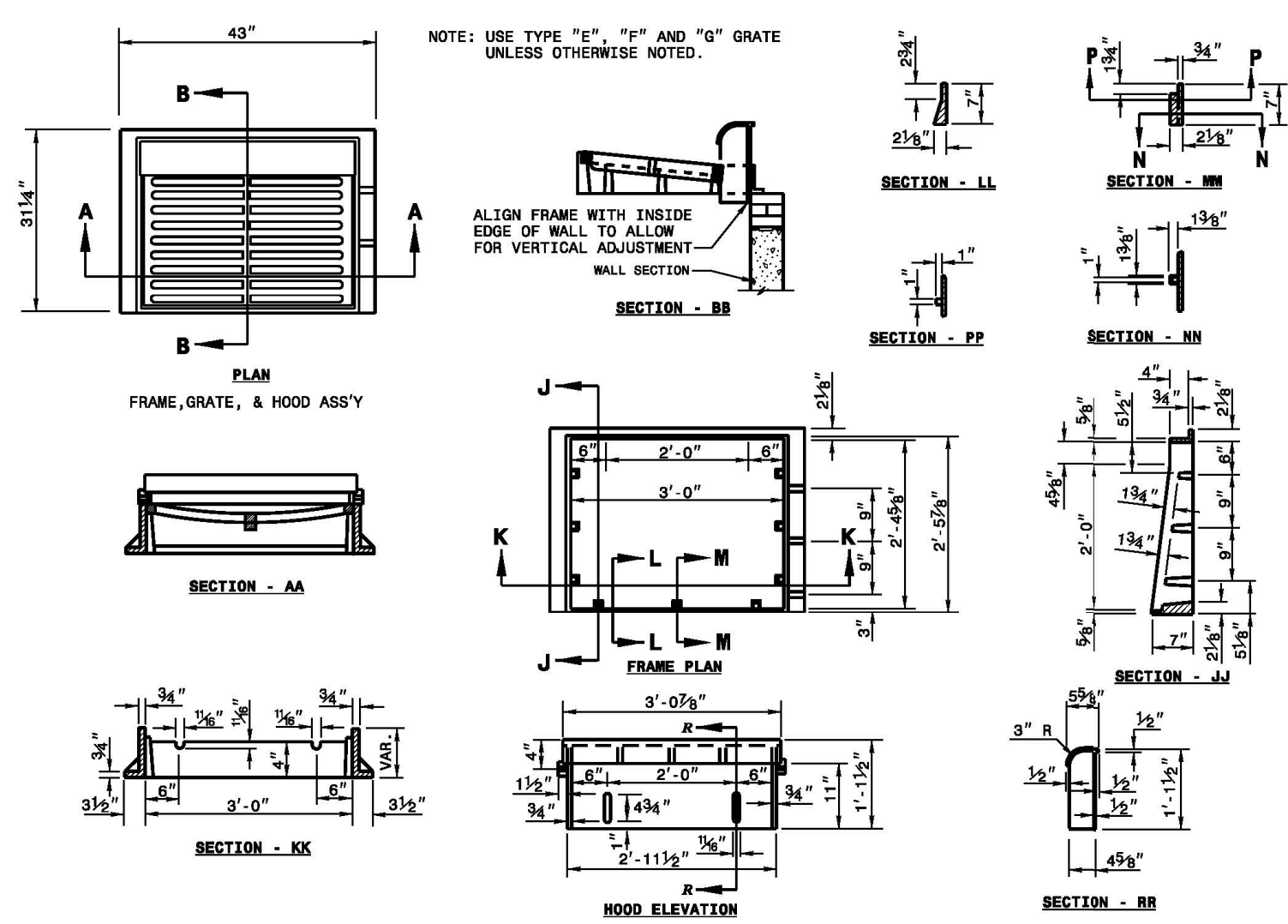
SHEET 2 OF 2
840.01



STATE OF NORTH CAROLINA
DEPT. OF TRANSPORTATION
DIVISION OF HIGHWAYS
RALEIGH, N.C.

ROADWAY STANDARD DRAWING FOR
CONCRETE CATCH BASIN
12" THRU 54" PIPE

SHEET 2 OF 2
840.02



MINIMUM DIMENSIONS AND QUANTITIES FOR CONCRETE CATCH BASIN (BASED ON MIN. HEIGHT, H, WITH NO RISER)*

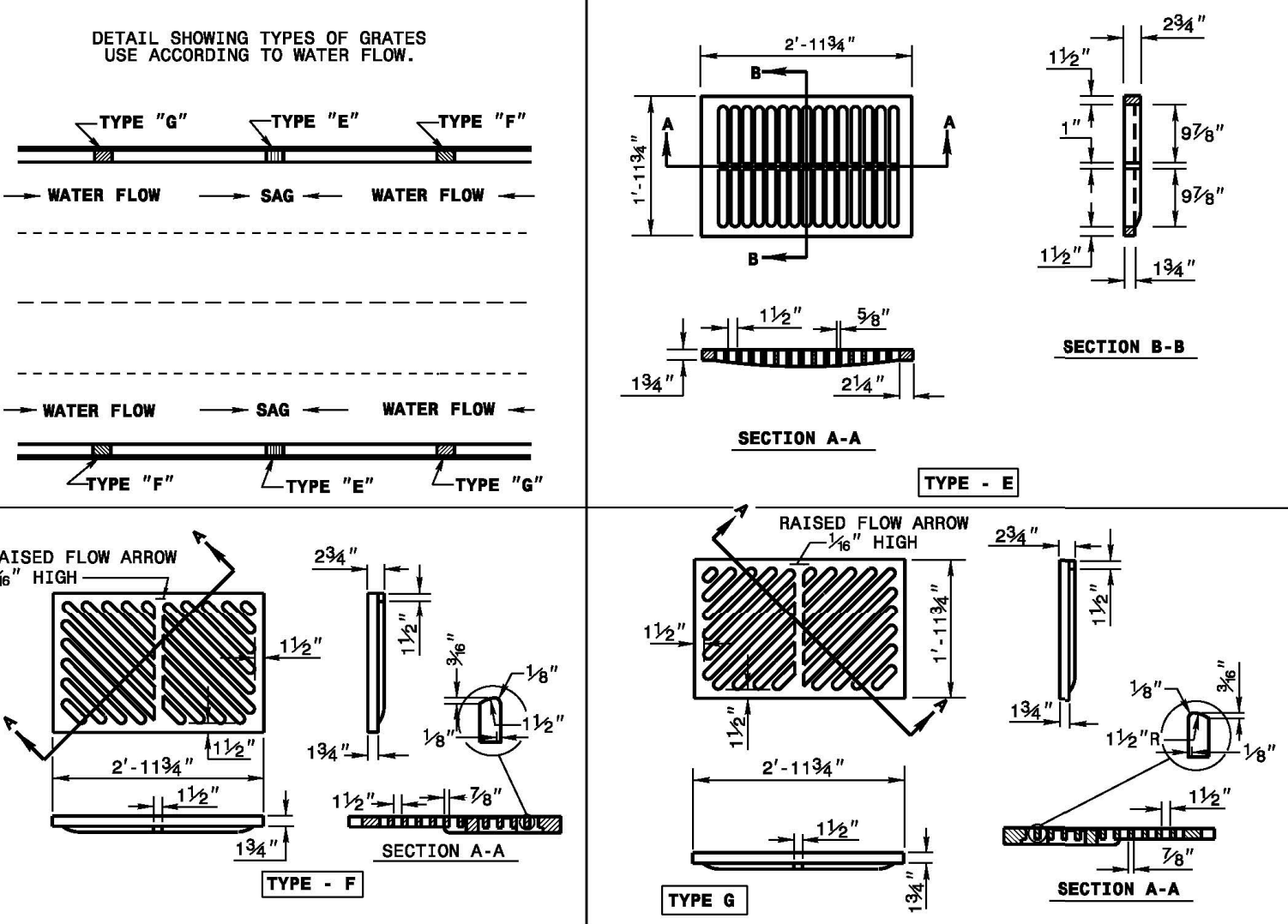
PIPE SIZE	SPAN	WIDTH	HEIGHT	COVER			TOTAL TOP SLAB CONC. IN BOX	REDUCTIONS ONE PIPE						
				NO.	LENGTH	NO.			LENGTH					
12"	3'-0"	2'-2"	0	2'-0"	1	0.235	0.272	0.015	0.028					
15"	3'-0"	2'-2"	0	2'-0"	1	0.235	0.269	0.008	0.028					
18"	3'-0"	2'-2"	0	2'-0"	1	0.235	0.267	0.003	0.028					
24"	3'-0"	2'-2"	0	2'-0"	1	0.235	1.001	0.009	0.069					
30"	3'-0"	2'-2"	3'-4"	4'-3"	1	0.235	1.439	0.007	0.177					
36"	3'-0"	2'-2"	3'-4"	4'-3"	2	3'-9"	3	3'-9"	38	0.125	0.281	1.439	0.007	0.177
42"	3'-0"	2'-2"	3'-4"	4'-3"	3	3'-9"	43	0.163	0.388	1.714	0.132	0.178		
48"	3'-0"	2'-2"	3'-4"	4'-3"	4	3'-9"	35	0.148	0.352	1.592	0.238	0.317		
54"	3'-0"	2'-2"	3'-4"	4'-3"	5	2'-11"	41	0.180	0.398	1.687	0.297	0.351		

* RISER HAS .250 CUBIC YARDS OF CONCRETE PER FOOT HEIGHT

STATE OF NORTH CAROLINA
DEPT. OF TRANSPORTATION
DIVISION OF HIGHWAYS
RALEIGH, N.C.

ROADWAY STANDARD DRAWING FOR
FRAME, GRATES, AND HOOD
FOR USE ON STANDARD CATCH BASIN

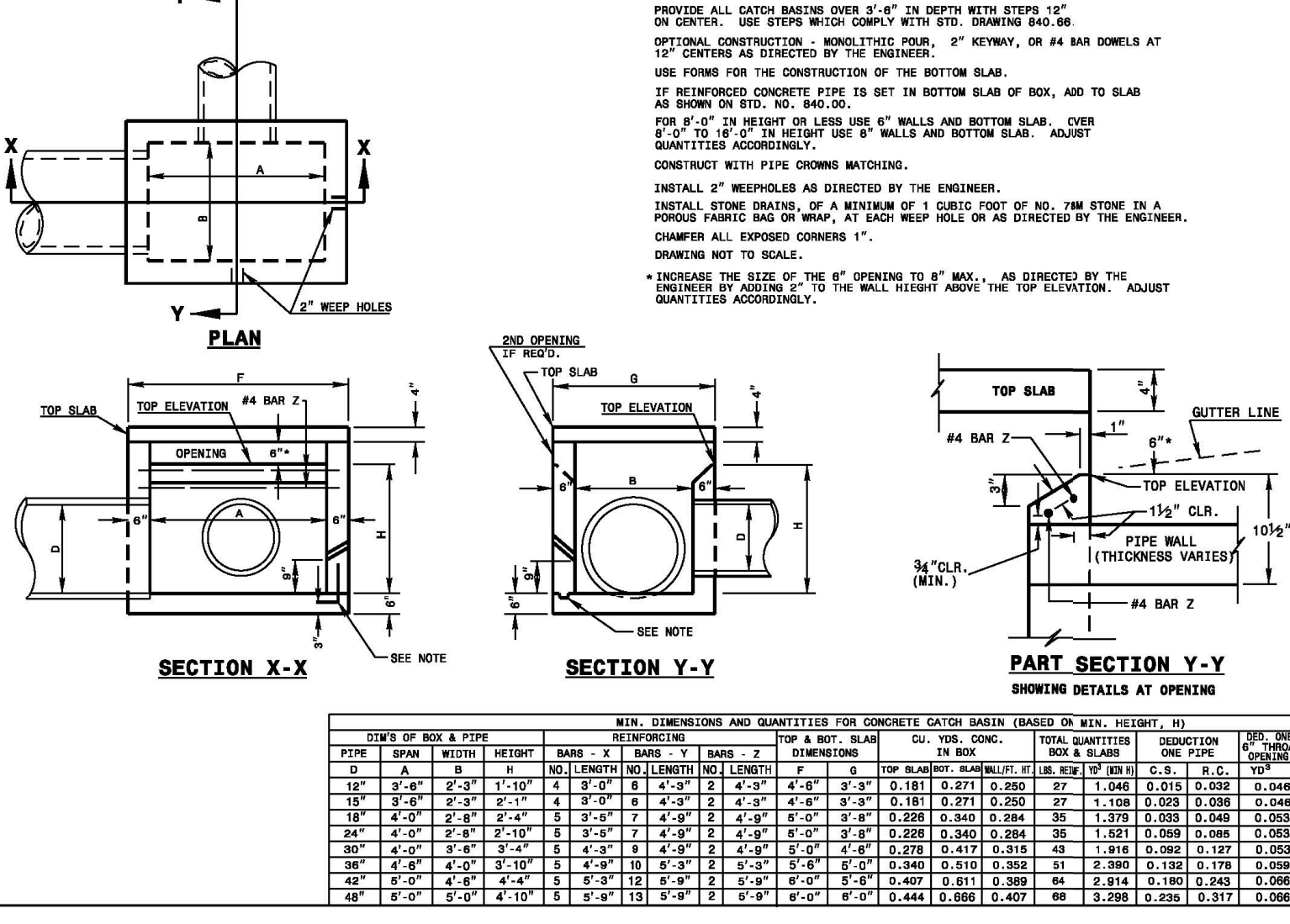
SHEET 1 OF 2
840.03



STATE OF NORTH CAROLINA
DEPT. OF TRANSPORTATION
DIVISION OF HIGHWAYS
RALEIGH, N.C.

ROADWAY STANDARD DRAWING FOR
CONCRETE OPEN THROAT CATCH BASIN
12" THRU 48" PIPE

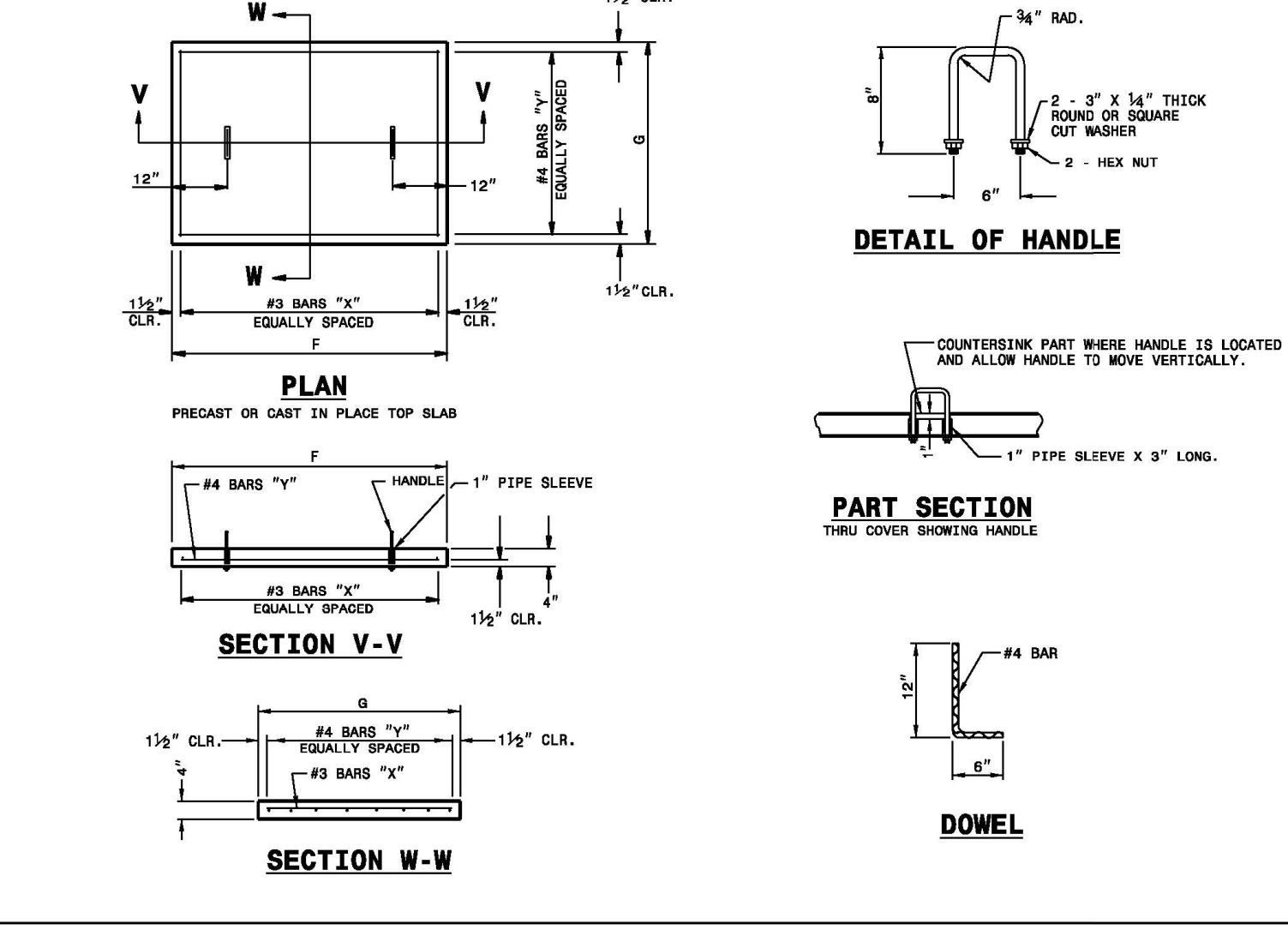
SHEET 2 OF 2
840.04



STATE OF NORTH CAROLINA
DEPT. OF TRANSPORTATION
DIVISION OF HIGHWAYS
RALEIGH, N.C.

ROADWAY STANDARD DRAWING FOR
CONCRETE OPEN THROAT CATCH BASIN
12" THRU 48" PIPE

SHEET 1 OF 2
840.04



MIN. DIMENSIONS AND QUANTITIES FOR CONCRETE CATCH BASIN (BASED ON MIN. HEIGHT, H)

PIPE SIZE	SPAN	WIDTH	HEIGHT	REINFORCER			TOTAL QUANTITIES IN BOX	REDUCTIONS ONE PIPE						
				#4 BARS "X"	#4 BARS "Y"	#4 BARS "Z"								
12"	3'-0"	2'-2"	0	4'-0"	3'-0"	0.181	0.271	0.252	27	1.048	0.015	0.028	0.048	
15"	3'-0"	2'-2"	0	4'-0"	3'-0"	0.181	0.271	0.252	27	1.028	0.009	0.028	0.048	
18"	3'-0"	2'-2"	0	4'-0"	3'-0"	0.181	0.271	0.252	27	1.028	0.009	0.028	0.048	
24"	3'-0"	2'-2"	0	4'-0"	3'-0"	0.228	0.340	0.284	35	1.521	0.009	0.069	0.063	
30"	3'-0"	2'-2"	3'-4"	4'-3"	3	3'-9"	43	0.278	0.517	0.510	43	1.354	0.007	0.177
36"	3'-0"	2'-2"	3'-4"	4'-3"	4	3'-9"	35	0.240	0.510	0.353	51	2.380	0.132	0.178
42"	3'-0"	2'-2"	3'-4"	4'-3"	5	2'-11"	41	0.273	0.517	0.388	49	2.374	0.238	0.317
48"	3'-0"	2'-2"	3'-4"	4'-3"	5	2'-11"	41	0.273	0.517	0.388	49	2.374	0.238	0.317

STATE OF NORTH CAROLINA
DEPT. OF TRANSPORTATION
DIVISION OF HIGHWAYS
RALEIGH, N.C.

ROADWAY STANDARD DRAWING FOR
CONCRETE OPEN THROAT CATCH BASIN
12" THRU 48" PIPE


SHEET 2 OF 2
840.04

The Nau Company
Consulting Civil Engineers
PO Box 810, Rolesville, NC 27571
919-435-6395
NCBELS License P-0751

CLIENT:
PRESERVE AT JONES DAIRY, LLC
10534 ARNOLD PALMER DRIVE
RALEIGH, NC 27617-919-0761

REVISIONS

PRESERVE AT JONES DAIRY - CENTRAL
CONSTRUCTION DRAWINGS
ROLESVILLE, NC
NCDOT DETAILS



PROJECT NO: ---
DESIGN BY: JPE
DRAWN BY: RSF
SCALE: NTS
DATE: 2023-01-27
SHEET NO: **D2.2**

NOTES: MORTAR JOINTS 3/4" +/- 1/8" THICK. USE CLASS "B" CONCRETE THROUGHOUT. USE FORMS FOR CONSTRUCTION OF THE BOTTOM SLAB. USE #4 BAR DOMELS AT 12" CENTERS. PROVIDE ALL CATCH BASINS OVER 3'-0" IN DEPTH WITH STEPS 12" ON CENTERS. USE STEPS WHICH COMPLY WITH STD. DRAWING 840.55. CONCAVE TOOL ALL EXPOSED MORTAR JOINTS. USE BRICK OR CONCRETE BRICK WHICH COMPLIES WITH THE REQUIREMENTS OF SECTION 840 OF THE STANDARD SPECIFICATIONS. IF REINFORCED CONCRETE PIPE IS SET IN BOTTOM SLAB OF BOX, ADD TO SLAB AS SHOWN ON STD. NO. 840.00. FOR 6'-0" IN HEIGHT OR LESS, USE #4 WALLS AND BOTTOM SLAB. ADJUST QUANTITIES ACCORDINGLY. CONSTRUCT WITH PIPE CROWNS MATCHING. CHAMFER ALL EXPOSED CORNERS 1". DRAWINGS NOT TO SCALE.

INCREASE THE SIZE OF THE #4 OPENING TO #4 MAX. AS DIRECTED BY THE ENGINEER BY ADDING 2" TO THE WALL HEIGHT ABOVE THE TOP ELEVATION. ADJUST QUANTITIES ACCORDINGLY.

PIPE SIZE	SPAN	WIDTH	HEIGHT	NO. BARS	CONC. DIMENSIONS	CU. YDS. CONC.	TOTAL BRICK MASONRY IN BOX	REDUCTIONS FOR ONE PIPE CU. YDS.
12"	3'-0"	2'-3"	1'-10"	5	3'-4"	0.214	0.261	0.058
15"	3'-6"	2'-3"	2'-1"	5	3'-4"	0.214	0.321	0.031
18"	4'-0"	2'-6"	2'-4"	8	3'-8"	0.263	0.395	0.044
24"	4'-0"	2'-6"	2'-10"	8	3'-8"	0.263	0.508	0.049
30"	4'-0"	3'-0"	3'-4"	10	4'-2"	0.318	0.477	0.122
36"	4'-0"	3'-0"	4'-0"	11	4'-6"	0.388	0.579	0.179
42"	4'-0"	4'-0"	4'-6"	13	5'-0"	0.458	0.684	0.240
48"	4'-0"	4'-0"	5'-0"	14	5'-4"	0.495	0.743	0.313

STATE OF NORTH CAROLINA DEPT. OF TRANSPORTATION DIVISION OF HIGHWAYS RALEIGH, N.C.

ROADWAY STANDARD DRAWING FOR BRICK OPEN THROAT CATCH BASIN 12" THRU 48" PIPE

PRECAST OR CAST IN PLACE TOP SLAB

DETAIL OF HANDLE

PART SECTION THRU COVER SHOWING HANDLE

SECTION V-V

SECTION W-W

DOWEL

MINIMUM WEIGHTS - LBS.
FRAME - 160
COVER - 120
TOTAL - 300

STATE OF NORTH CAROLINA DEPT. OF TRANSPORTATION DIVISION OF HIGHWAYS RALEIGH, N.C.

ROADWAY STANDARD DRAWING FOR BRICK CATCH BASIN WITH SINGLE AND MULTIPLE PIPES 12" THRU 48" PIPE

GENERAL NOTES: USE CLASS "B" CONCRETE THROUGHOUT. PROVIDE ALL DROP INLETS OVER 3'-0" IN DEPTH WITH STEPS 12" ON CENTERS. USE STEPS WHICH COMPLY WITH STD. DRAWING 840.66. OPTIONAL CONSTRUCTION - MONOLITHIC FOUR 2" KEYWAY OR #4 BAR DOMELS AT 12" CENTERS AS DIRECTED BY THE ENGINEER. USE FORMS TO CONSTRUCT THE BOTTOM SLAB. IF REINFORCED CONCRETE PIPE IS SET IN BOTTOM SLAB OF BOX, ADD TO SLAB AS SHOWN ON STD. NO. 840.00. CONSTRUCT WITH PIPE CROWNS MATCHING. SEE STANDARD DRAWING 840.28 FOR ATTACHMENT OF FRAMES AND GRATES NOT SHOWN. INSTALL 2" WEEP HOLES AS DIRECTED BY THE ENGINEER. CHAMFER ALL EXPOSED CORNERS 1". DRAWINGS NOT TO SCALE.

PIPE SIZE	SPAN	WIDTH	HEIGHT	NO. BARS	CONC. DIMENSIONS	CU. YDS. CONC.	TOTAL BRICK MASONRY IN BOX	REDUCTIONS FOR ONE PIPE CU. YDS.
12"	2'-0"	2'-0"	2'-0"	2	2'-0"	0.222	0.222	0.015
15"	2'-0"	2'-0"	2'-0"	2	2'-0"	0.222	0.222	0.015
18"	2'-0"	2'-0"	2'-0"	2	2'-0"	0.222	0.222	0.015
24"	2'-0"	2'-0"	2'-0"	2	2'-0"	0.222	0.222	0.015
30"	2'-0"	2'-0"	2'-0"	2	2'-0"	0.222	0.222	0.015

STATE OF NORTH CAROLINA DEPT. OF TRANSPORTATION DIVISION OF HIGHWAYS RALEIGH, N.C.

ROADWAY STANDARD DRAWING FOR BRICK DROP INLET 12" THRU 30" PIPE

GENERAL NOTES: MORTAR JOINTS 3/4" +/- 1/8" THICK. USE CLASS "B" CONCRETE THROUGHOUT. USE FORMS FOR CONSTRUCTION OF THE BOTTOM SLAB. USE #4 BAR DOMELS AT 12" CENTERS. PROVIDE ALL CATCH BASINS OVER 3'-0" IN DEPTH WITH STEPS 12" ON CENTERS. USE STEPS WHICH COMPLY WITH STD. DRAWING 840.55. USE BRICK OR CONCRETE BRICK WHICH COMPLIES WITH THE REQUIREMENTS OF SECTION 840 OF THE STANDARD SPECIFICATIONS. IF REINFORCED CONCRETE PIPE IS SET IN BOTTOM SLAB OF BOX, ADD TO SLAB AS SHOWN ON STD. NO. 840.00. FOR 6'-0" IN HEIGHT OR LESS, USE #4 WALLS OVER 8'-0" IN HEIGHT, USE 12" WALL TO 6'-0" FROM TOP OF WALL AND #4 WALL FOR THE REMAINING 6'-0". ADJUST QUANTITIES TO BE ADJUSTED ACCORDINGLY. CONSTRUCT WITH PIPE CROWNS MATCHING. SEE STANDARD DRAWING 840.28 FOR ATTACHMENT OF FRAMES AND GRATES. DO NOT USE BRICK MASONRY DROP INLET IN LOCATIONS SUBJECT TO TRAFFIC. CHAMFER ALL EXPOSED CORNERS 1". DRAWINGS NOT TO SCALE.

PIPE SIZE	SPAN	WIDTH	HEIGHT	NO. BARS	CONC. DIMENSIONS	CU. YDS. CONC.	TOTAL BRICK MASONRY IN BOX	REDUCTIONS FOR ONE PIPE CU. YDS.
12"	3'-0"	2'-0"	2'-0"	3	3'-0"	0.268	0.313	0.031
15"	3'-0"	2'-0"	2'-0"	3	3'-0"	0.268	0.313	0.031
18"	3'-0"	2'-0"	2'-0"	3	3'-0"	0.268	0.313	0.031
24"	3'-0"	2'-0"	2'-0"	3	3'-0"	0.268	0.313	0.031
30"	3'-0"	2'-0"	2'-0"	3	3'-0"	0.268	0.313	0.031

STATE OF NORTH CAROLINA DEPT. OF TRANSPORTATION DIVISION OF HIGHWAYS RALEIGH, N.C.

ROADWAY STANDARD DRAWING FOR BRICK INLET FRAME AND GRATES FOR INLET WITH STD. DIMS. 840.14 AND 840.15

PLAN OF FRAME CAST IRON

SECTION G-G

SECTION H-H

PLAN OF GRATING CAST IRON

SECTION E-E

SECTION F-F

DOWEL

STATE OF NORTH CAROLINA DEPT. OF TRANSPORTATION DIVISION OF HIGHWAYS RALEIGH, N.C.

ROADWAY STANDARD DRAWING FOR CONCRETE JUNCTION BOX (WITH OPTIONAL MANHOLE) 12" THRU 60" PIPE

GENERAL NOTES: CHAMFER ALL EXPOSED CORNERS 1". USE CLASS "B" CONCRETE THROUGHOUT. OPTIONAL CONSTRUCTION - MONOLITHIC FOUR 2" KEYWAY OR #4 BAR DOMELS AT 12" CENTERS AS DIRECTED BY THE ENGINEER. USE FORMS TO CONSTRUCT THE BOTTOM SLAB. IF REINFORCED CONCRETE PIPE IS SET IN BASE SLAB OF BOX, ADD TO BASE AS SHOWN ON STANDARD NO. 840.00. PROVIDE ALL JUNCTION BOXES OVER 3'-0" IN DEPTH WITH STEPS 12" ON CENTERS IN ACCORDANCE WITH STD. NO. 840.56. ADJUST THE STEEL, CONCRETE AND BRICK MASONRY QUANTITIES TO INCLUDE THE ADDITION OF THE MANHOLE (I.E. DIAGONAL BARS SHORTENED AROUND OPENING IN TOP SLAB. ADDITIONAL VARIABLE HEIGHT BRICK MASONRY, OPENING IN TOP SLAB.) MAX. DEPTH OF THIS STRUCTURE FROM TOP OF BOTTOM SLAB TO TOP ELEVATION IS 12 FEET.

PIPE SIZE	SPAN	WIDTH	HEIGHT	NO. BARS	CONC. DIMENSIONS	CU. YDS. CONC.	TOTAL BRICK MASONRY IN BOX	REDUCTIONS FOR ONE PIPE CU. YDS.
12"	2'-0"	2'-0"	2'-0"	2	2'-0"	0.167	0.167	0.015
15"	2'-0"	2'-0"	2'-0"	2	2'-0"	0.167	0.167	0.015
18"	2'-0"	2'-0"	2'-0"	2	2'-0"	0.167	0.167	0.015
24"	2'-0"	2'-0"	2'-0"	2	2'-0"	0.167	0.167	0.015
30"	2'-0"	2'-0"	2'-0"	2	2'-0"	0.167	0.167	0.015

STATE OF NORTH CAROLINA DEPT. OF TRANSPORTATION DIVISION OF HIGHWAYS RALEIGH, N.C.

ROADWAY STANDARD DRAWING FOR BRICK JUNCTION BOX (WITH OPTIONAL MANHOLE) 12" THRU 66" PIPE

GENERAL NOTES: CHAMFER ALL EXPOSED CORNERS 1". USE CLASS "B" CONCRETE THROUGHOUT. USE #4 BAR DOMELS AT 12" CENTERS. PROVIDE ALL CATCH BASINS OVER 3'-0" IN DEPTH WITH STEPS 12" ON CENTERS. USE STEPS WHICH COMPLY WITH STD. DRAWING 840.55. CONCAVE TOOL ALL EXPOSED JOINTS. USE FORMS TO CONSTRUCT THE BOTTOM SLAB. LAMBRE BRICK WILL BE PERMITTED. CONCRETE BRICK OR 4" SOLID CONCRETE BLOCKS MAY BE USED IN LIEU OF CLAY BRICK. FOR 6'-0" IN HEIGHT OR LESS, USE #4 WALLS OVER 8'-0" IN HEIGHT, USE 12" WALL TO 6'-0" FROM TOP OF WALL AND #4 WALL FOR THE REMAINING 6'-0". ADJUST DIMENSIONS AND QUANTITIES ACCORDINGLY. IF REINFORCED CONCRETE PIPE IS SET IN BASE SLAB OF BOX, ADD TO BASE AS SHOWN ON STANDARD NO. 840.00. PROVIDE ALL JUNCTION BOXES OVER 4'-0" IN DEPTH WITH STEPS 12" ON CENTERS IN ACCORDANCE WITH STD. NO. 840.56. ADJUST THE STEEL, CONCRETE AND BRICK MASONRY QUANTITIES TO INCLUDE THE ADDITION OF THE MANHOLE (I.E. DIAGONAL BARS SHORTENED AROUND OPENING IN TOP SLAB. ADDITIONAL VARIABLE HEIGHT BRICK MASONRY, OPENING IN TOP SLAB.) MAX. DEPTH OF THIS STRUCTURE FROM TOP OF BOTTOM SLAB TO TOP ELEVATION IS 12 FEET.

PIPE SIZE	SPAN	WIDTH	HEIGHT	NO. BARS	CONC. DIMENSIONS	CU. YDS. CONC.	TOTAL BRICK MASONRY IN BOX	REDUCTIONS FOR ONE PIPE CU. YDS.
12"	2'-0"	2'-0"	2'-0"	2	2'-0"	0.412	0.857	0.031
15"	2'-0"	2'-0"	2'-0"	2	2'-0"	0.412	0.857	0.031
18"	2'-0"	2'-0"	2'-0"	2	2'-0"	0.412	0.857	0.031
24"	2'-0"	2'-0"	2'-0"	2	2'-0"	0.412	0.857	0.031
30"	2'-0"	2'-0"	2'-0"	2	2'-0"	0.412	0.857	0.031

STATE OF NORTH CAROLINA DEPT. OF TRANSPORTATION DIVISION OF HIGHWAYS RALEIGH, N.C.

ROADWAY STANDARD DRAWING FOR MANHOLE FRAME AND COVER

SOLID COVER SHOWN PERFORATED. PERFORATED AVAILABLE IF SPECIFIED. STATE USE OF SYSTEM ON COVER (I.E.: SEWER, STORM DRAIN, ELECTRICAL).

PLAN OF FRAME

PLAN OF COVER

SECTION A-A

SECTION B-B

DOWEL

STATE OF NORTH CAROLINA DEPT. OF TRANSPORTATION DIVISION OF HIGHWAYS RALEIGH, N.C.

ROADWAY STANDARD DRAWING FOR DRAINAGE STRUCTURE STEPS

NOTES: INSTALL ALL STEPS PROTRUDING 4" FROM INSIDE FACE OF STRUCTURE WALL. STEPS DIFFERING IN DIMENSIONS, CONFIGURATION, OR MATERIALS FROM THOSE SHOWN MAY ALSO BE USED PROVIDED THE CONTRACTOR HAS FURNISHED THE ENGINEER WITH DETAILS OF THE PROPOSED STEPS AND HAS RECEIVED WRITTEN APPROVAL FROM THE ENGINEER FOR THE USE OF SUCH STEPS.

The Nau Company
Consulting Civil Engineers
PO Box 810, Rolesville, NC 27571
919-435-6395
NCBELS License P-0751

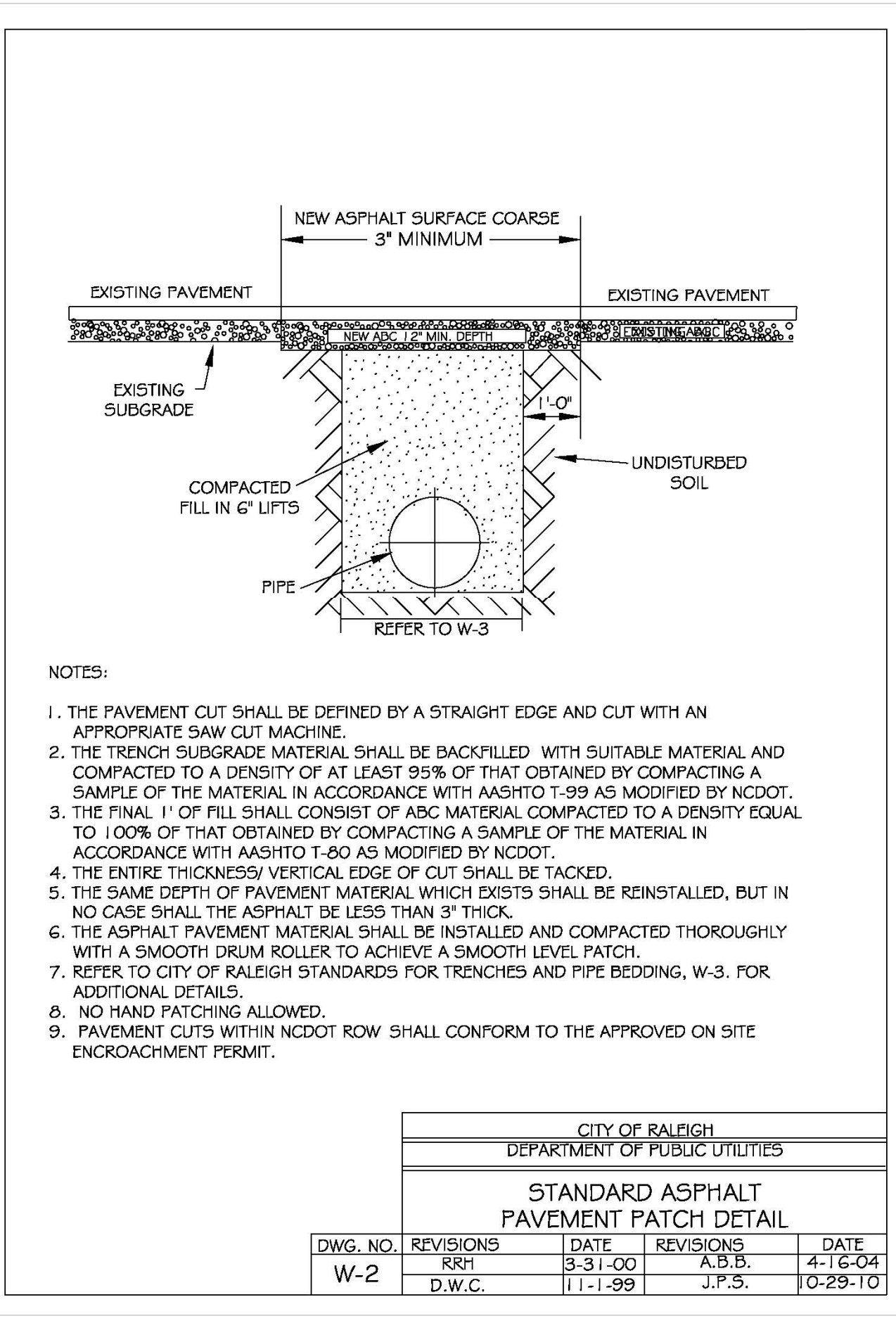
PRESERVE AT JONES DAIRY, LLC
10534 ARNOLD PALMER DRIVE
RALEIGH, NC 27617 919-491-0761

REVISIONS

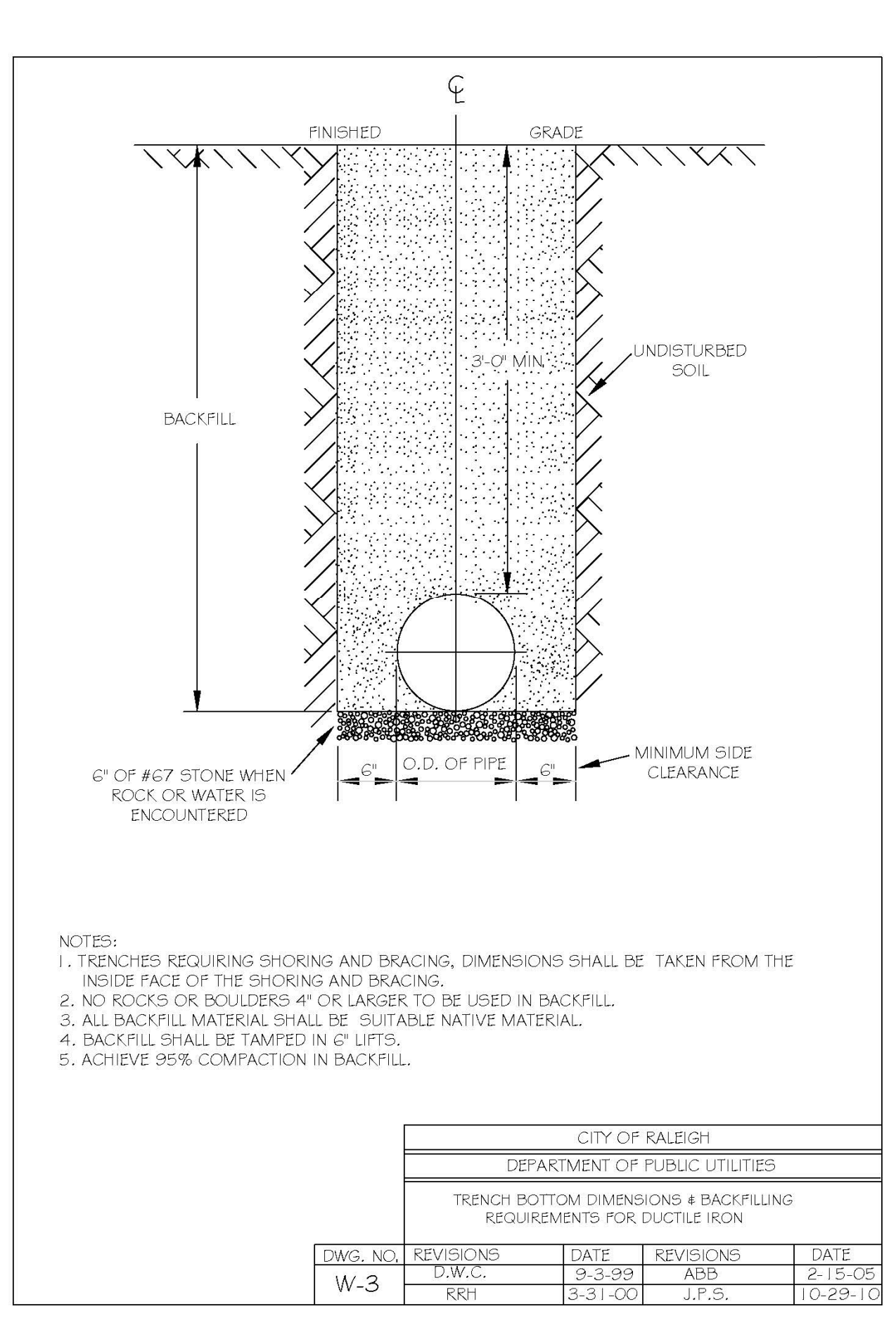
NO.	DATE	DESCRIPTION

PRESERVE AT JONES DAIRY - CENTRAL
CONSTRUCTION DRAWINGS
ROLESVILLE, NC
NCDOT DETAILS

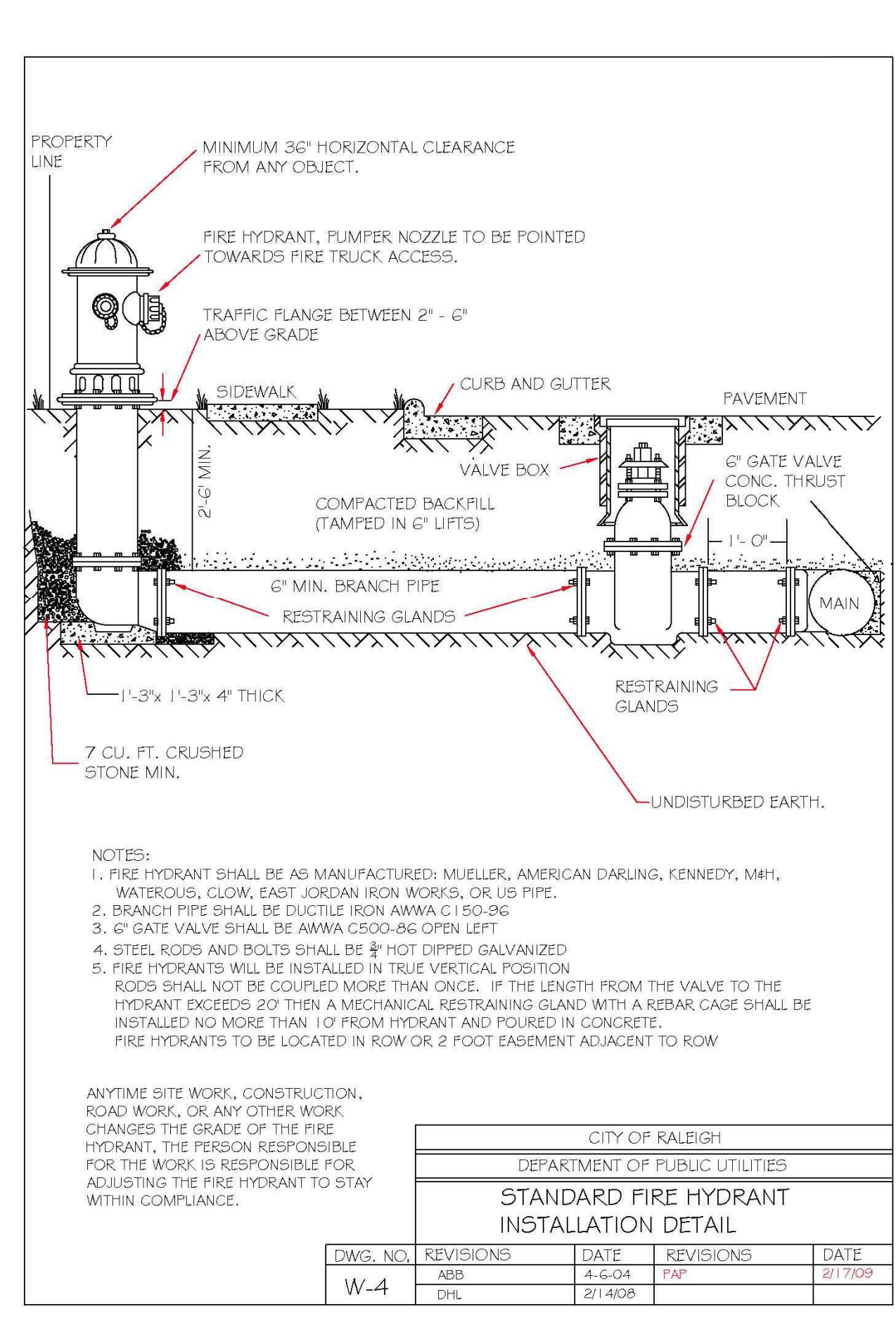
PROJECT NO: ---
DESIGN BY: JPE
DRAWN BY: RSF
SCALE: NTS
DATE: 2023-01-27
SHEET NO: D2.3



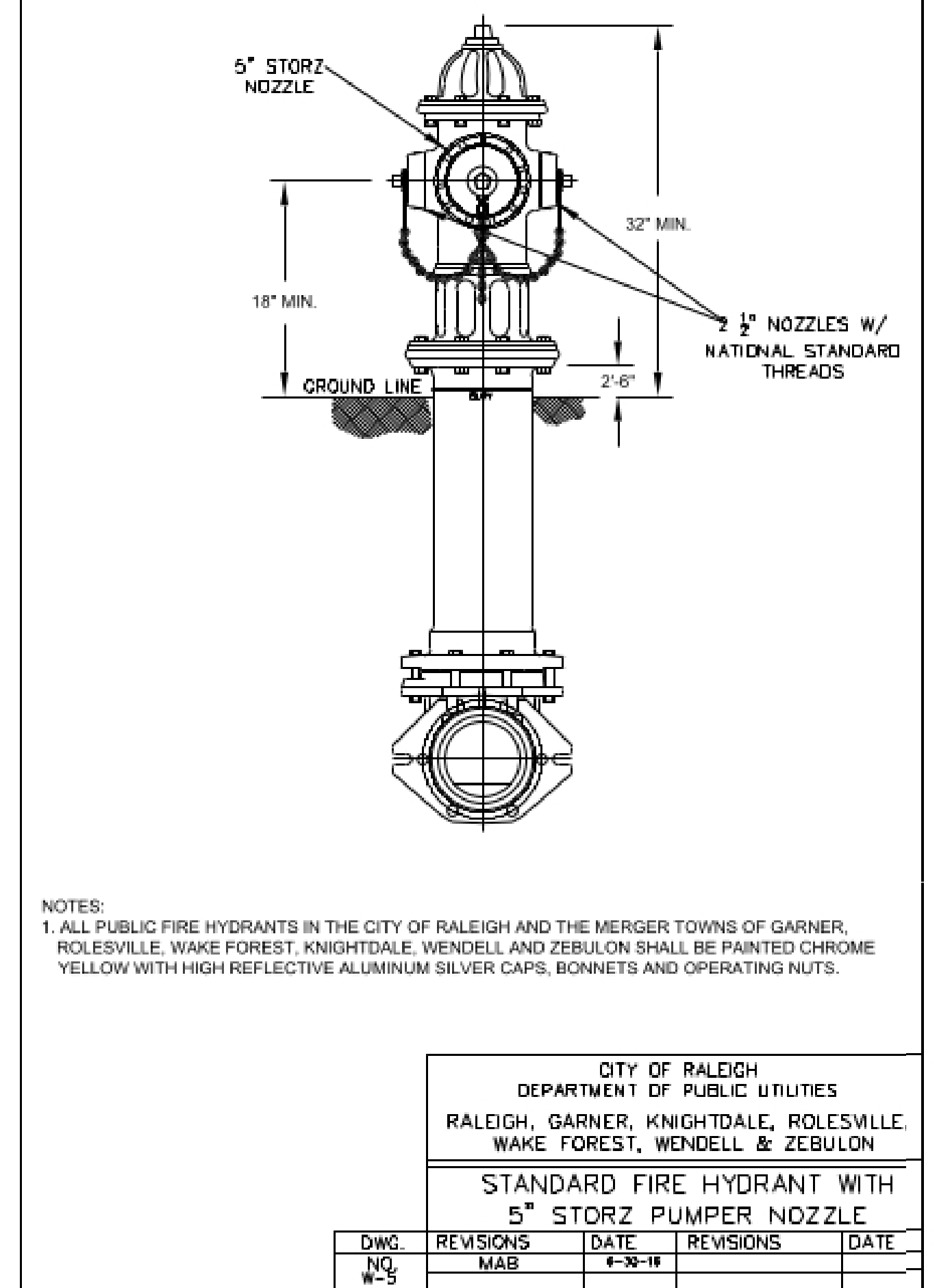
CITY OF RALEIGH DEPARTMENT OF PUBLIC UTILITIES				
STANDARD ASPHALT PAVEMENT PATCH DETAIL				
DWG. NO.	REVISIONS	DATE	REVISIONS	DATE
W-2	RRH	3-31-00	A.B.B.	4-16-04
	D.W.C.	11-1-99	J.P.S.	10-29-10



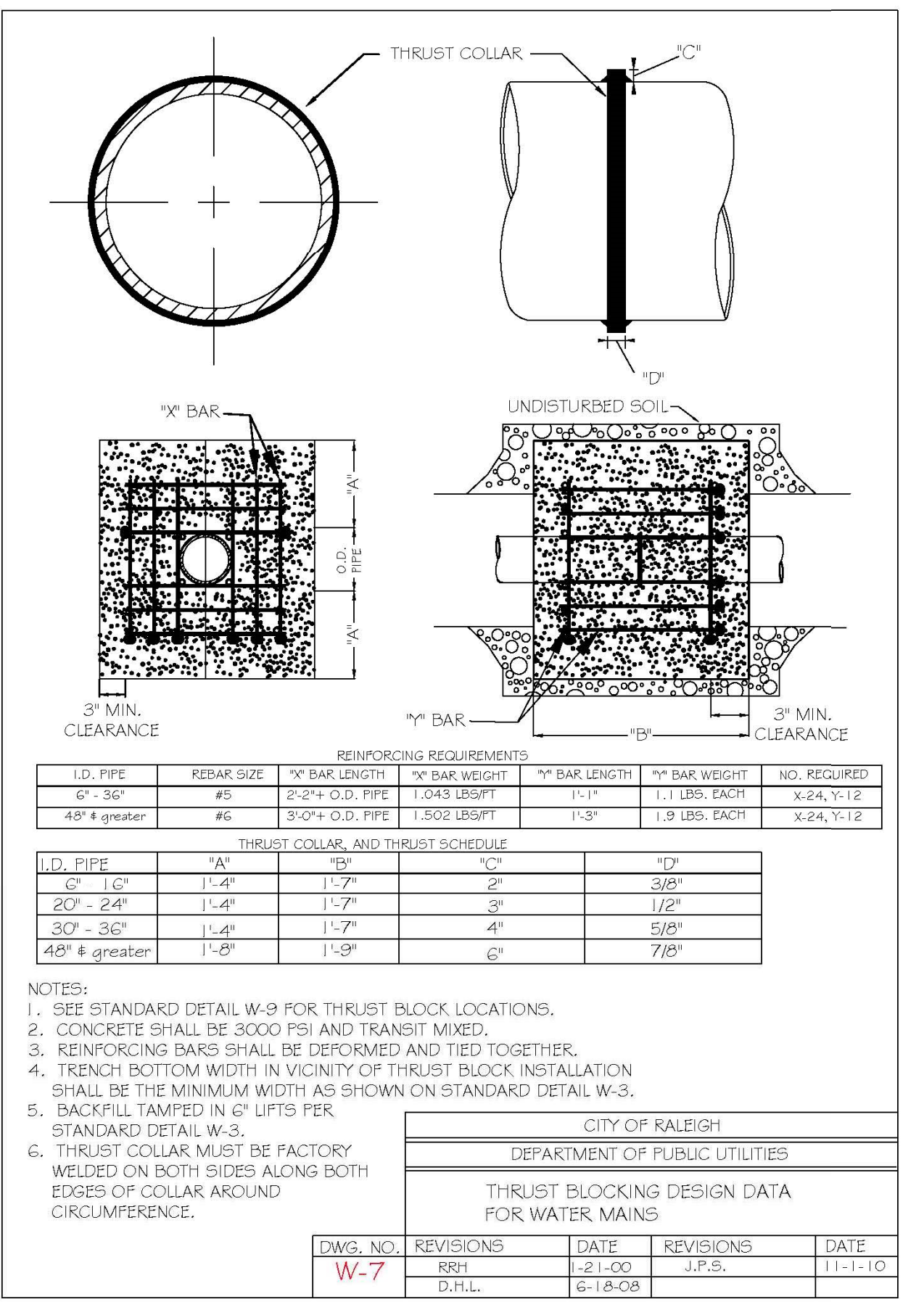
CITY OF RALEIGH DEPARTMENT OF PUBLIC UTILITIES				
STANDARD FIRE HYDRANT INSTALLATION DETAIL				
DWG. NO.	REVISIONS	DATE	REVISIONS	DATE
W-3	D.W.C.	9-3-99	AB5	2-15-05
	RRH	3-31-00	J.P.S.	10-29-10



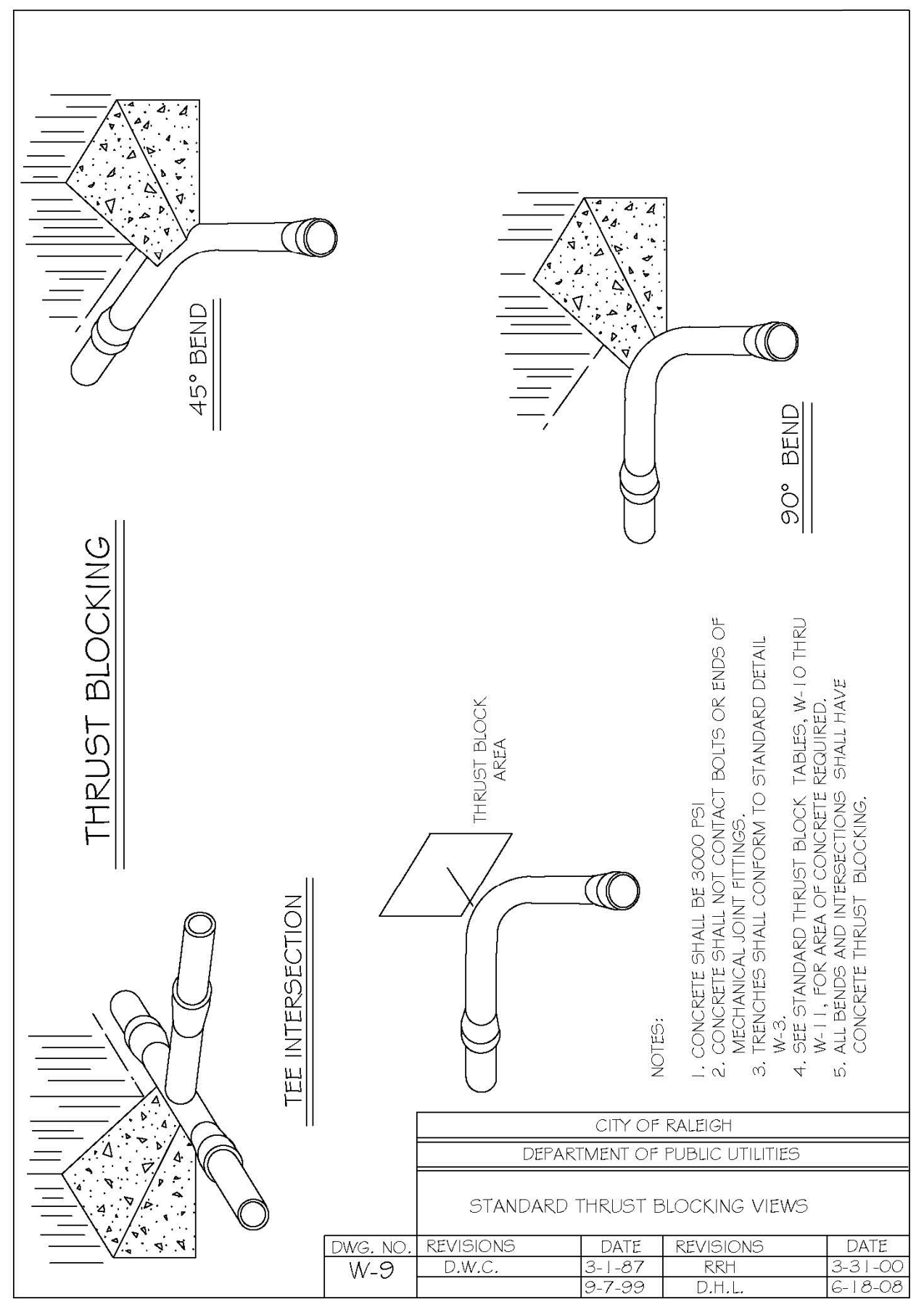
CITY OF RALEIGH DEPARTMENT OF PUBLIC UTILITIES				
STANDARD FIRE HYDRANT INSTALLATION DETAIL				
DWG. NO.	REVISIONS	DATE	REVISIONS	DATE
W-4	ABB	4-6-04	FAP	2/17/08
	D.H.L.	2/14/08		



CITY OF RALEIGH DEPARTMENT OF PUBLIC UTILITIES				
STANDARD FIRE HYDRANT WITH 5" STORZ PUMPER NOZZLE				
DWG. NO.	REVISIONS	DATE	REVISIONS	DATE
W-5	MAB	4-30-18		



CITY OF RALEIGH DEPARTMENT OF PUBLIC UTILITIES				
THRUST BLOCKING DESIGN DATA FOR WATER MAINS				
DWG. NO.	REVISIONS	DATE	REVISIONS	DATE
W-7	RRH	1-21-00	J.P.S.	11-1-10
	D.H.L.	6-18-08		



CITY OF RALEIGH DEPARTMENT OF PUBLIC UTILITIES				
STANDARD THRUST BLOCKING VIEWS				
DWG. NO.	REVISIONS	DATE	REVISIONS	DATE
W-9	D.W.C.	3-1-87	RRH	3-31-00
		9-7-99	D.H.L.	6-18-08

REACTION BEARING AREAS FOR HORIZONTAL WATER PIPE BENDS
BASED ON TEST PRESSURE OF 200 P.S.I.

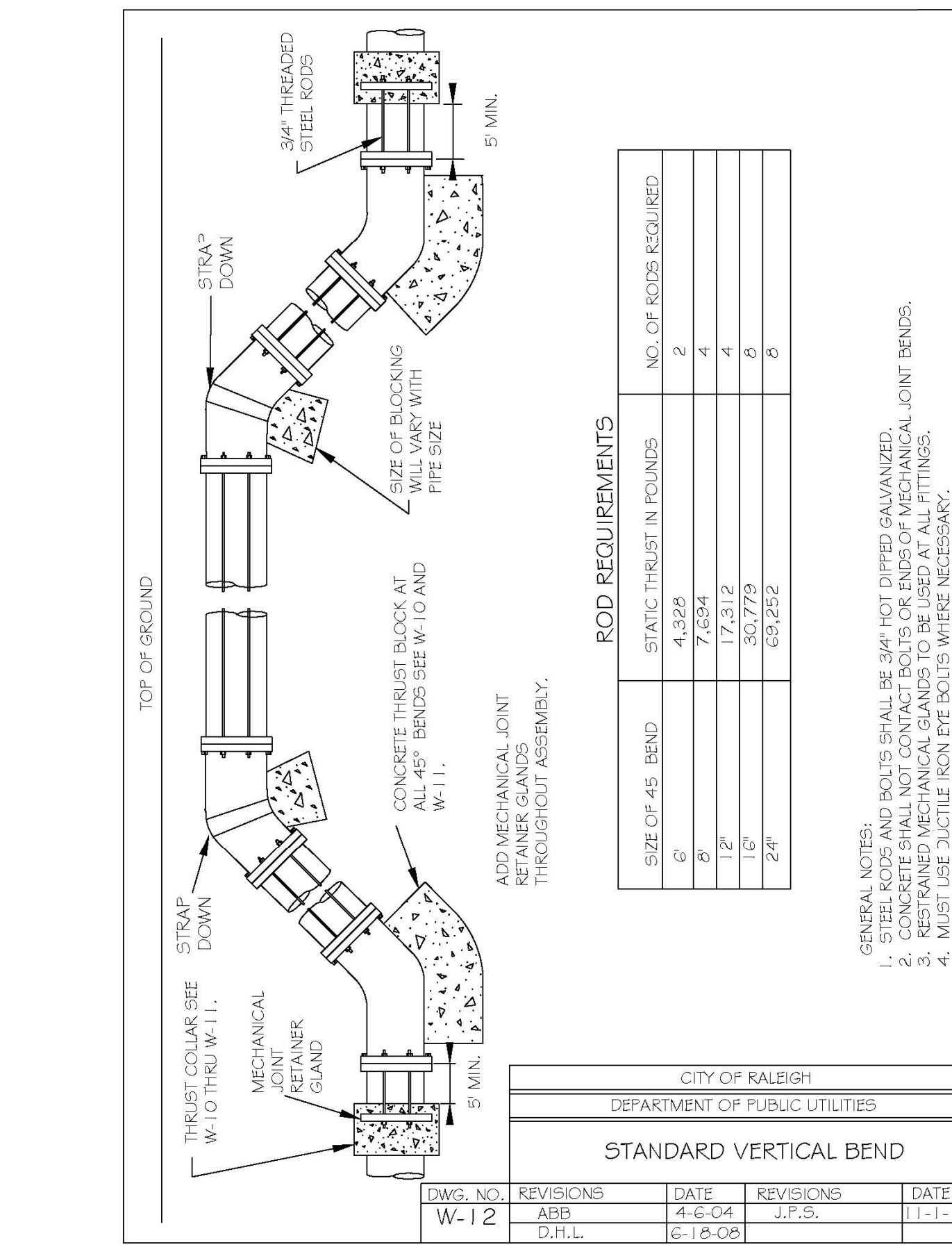
ALL AREAS GIVEN IN SQUARE FEET.

SIZE AND DEGREE OF BEND	STATIC THRUST IN POUNDS	MODERATELY DRY CLAY 4000 LBS/FT ²	SOFT CLAY 2000 LBS/FT ²	LOOSE LIMEITE GRAVEL / CRUSHED SAND	GOOD LIMEITE DRY CLAY - ALWAYS USE	SAND COMPACT FIRM 2000 LBS/FT ²	SAND CLEAN DRY 7000 LBS/FT ²	SOIL 1000 LBS/FT ²	QUICKSAND VERY POOR 10,000 LBS/FT ²
6"									
11 1/4°	1,108	1	1	1	1	1	2	1	
22 1/2°	2,207	1	2	2	1	1	3	1	
45°	4,328	2	3	3	1	1	5	1	
90°	7,996	2	4	5	1	1	8	1	
PLUG	5,655	2	3	4	1	1	6	1	
8"									
11 1/4°	1,970	1	1	2	1	1	2	1	
22 1/2°	3,922	1	2	3	1	1	4	1	
45°	7,694	2	4	5	1	1	8	1	
90°	14,215	4	8	9	2	2	15	2	
PLUG	10,053	3	5	6	2	2	10	1	
12"									
11 1/4°	4,433	2	3	3	1	1	2	5	1
22 1/2°	8,826	3	5	6	2	2	3	9	1
45°	17,312	5	9	11	3	3	5	18	2
90°	31,983	8	16	19	4	4	8	32	4
PLUG	22,619	6	12	14	3	3	6	23	3
16"									
11 1/4°	7,881	2	4	5	1	1	2	8	1
22 1/2°	15,691	4	8	10	2	2	4	16	2
45°	30,779	8	16	19	4	4	8	31	4
90°	56,861	15	29	35	8	8	15	57	6
PLUG	40,213	10	21	25	5	5	10	41	5

REACTION BEARING AREAS ARE IN SQUARE FEET MEASURED IN A VERTICAL PLANE IN THE TRENCH SIDE AT AN ANGLE OF 90° TO THE THRUST VECTOR.

USE 6" - 90° BEND VALUE FOR HYDRANTS FOR ADDITIONAL SAFETY FACTOR.

CITY OF RALEIGH DEPARTMENT OF PUBLIC UTILITIES				
THRUST BLOCKING DESIGN QUANTITY TABLE				
DWG. NO.	REVISIONS	DATE	REVISIONS	DATE
W-10	D.W.C.	6-23-99		




CITY OF RALEIGH DEPARTMENT OF PUBLIC UTILITIES				
STANDARD VERTICAL BEND				
DWG. NO.	REVISIONS	DATE	REVISIONS	DATE
W-12	ABB	4-6-04	J.P.S.	11-1-10
	D.H.L.	6-18-08		

The Nau Company
Consulting Civil Engineers
PO Box 810, Rolesville, NC 27571
919-435-6395
NCBELS License P-0751

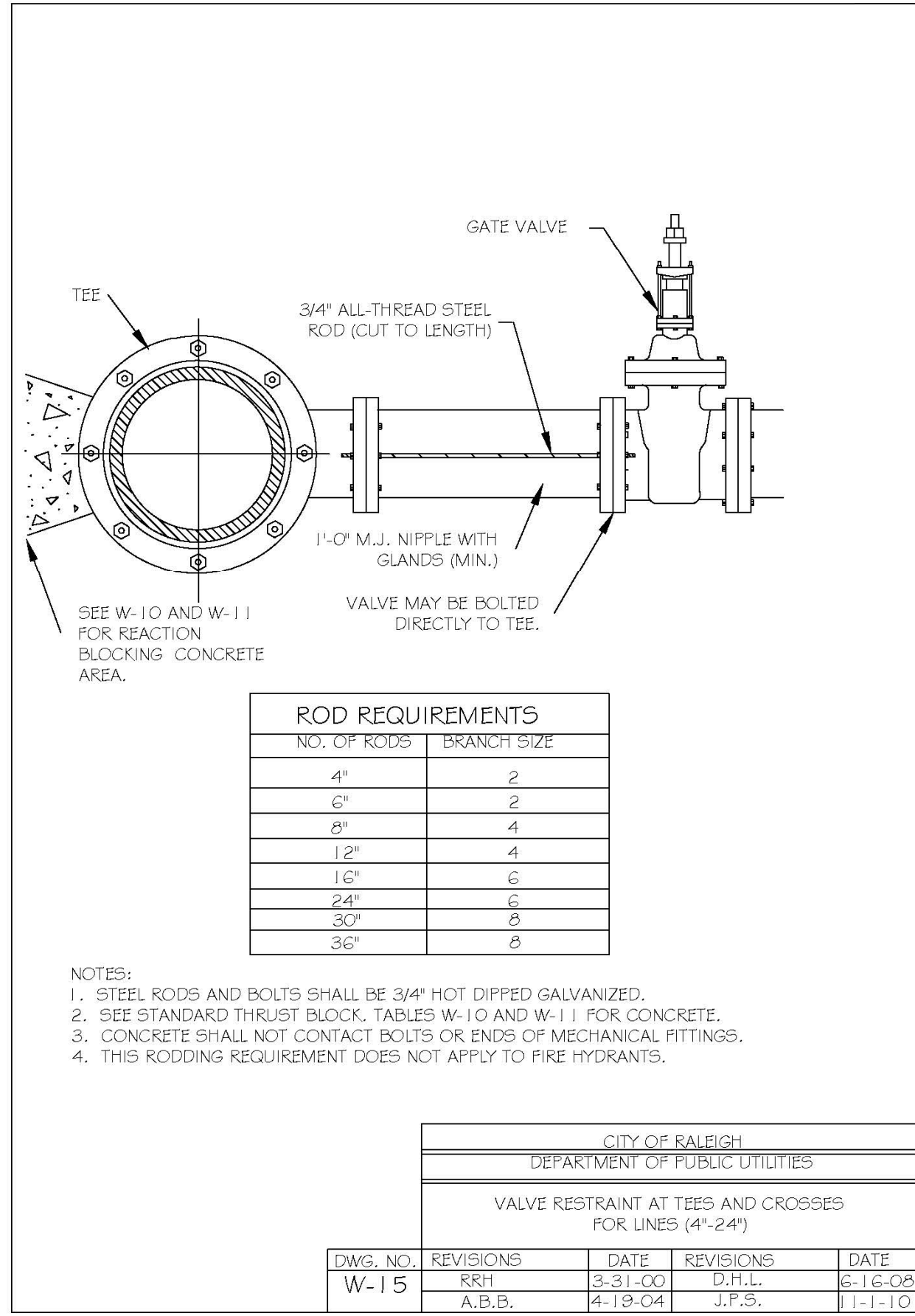
CLIENT:
PRESERVE AT JONES DAIRY, LLC
10534 ARNOLD PALMER DRIVE
RALEIGH, NC 27617 919-491-0761

REVISIONS				

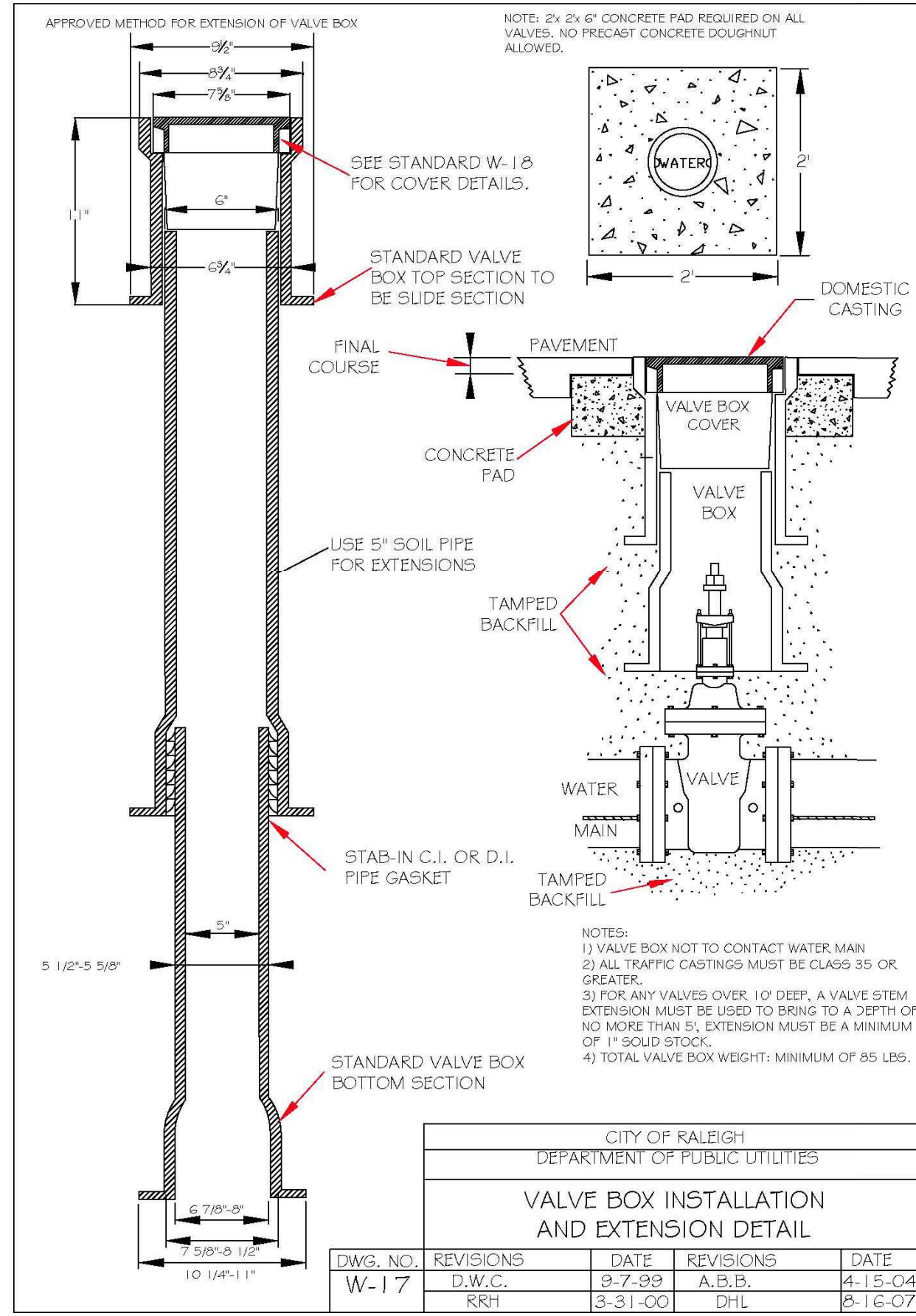
PRESERVE AT JONES DAIRY - CENTRAL
CONSTRUCTION DRAWINGS
ROLESVILLE, NC
RALEIGH WATER DETAILS



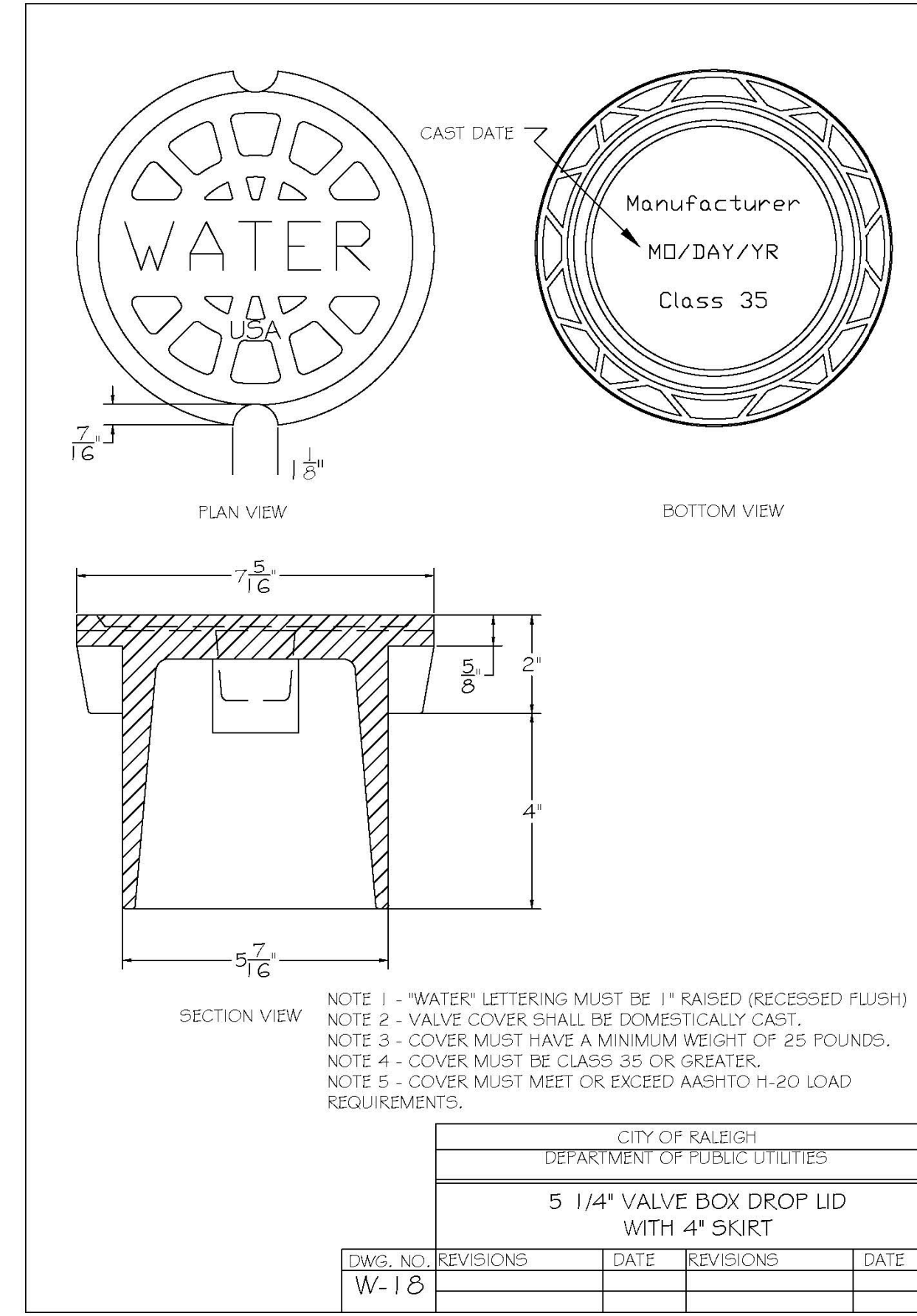
PROJECT NO: ---
DESIGN BY: JPE
DRAWN BY: RSF
SCALE: NTS
DATE: 2023-01-27
SHEET NO: D3.1



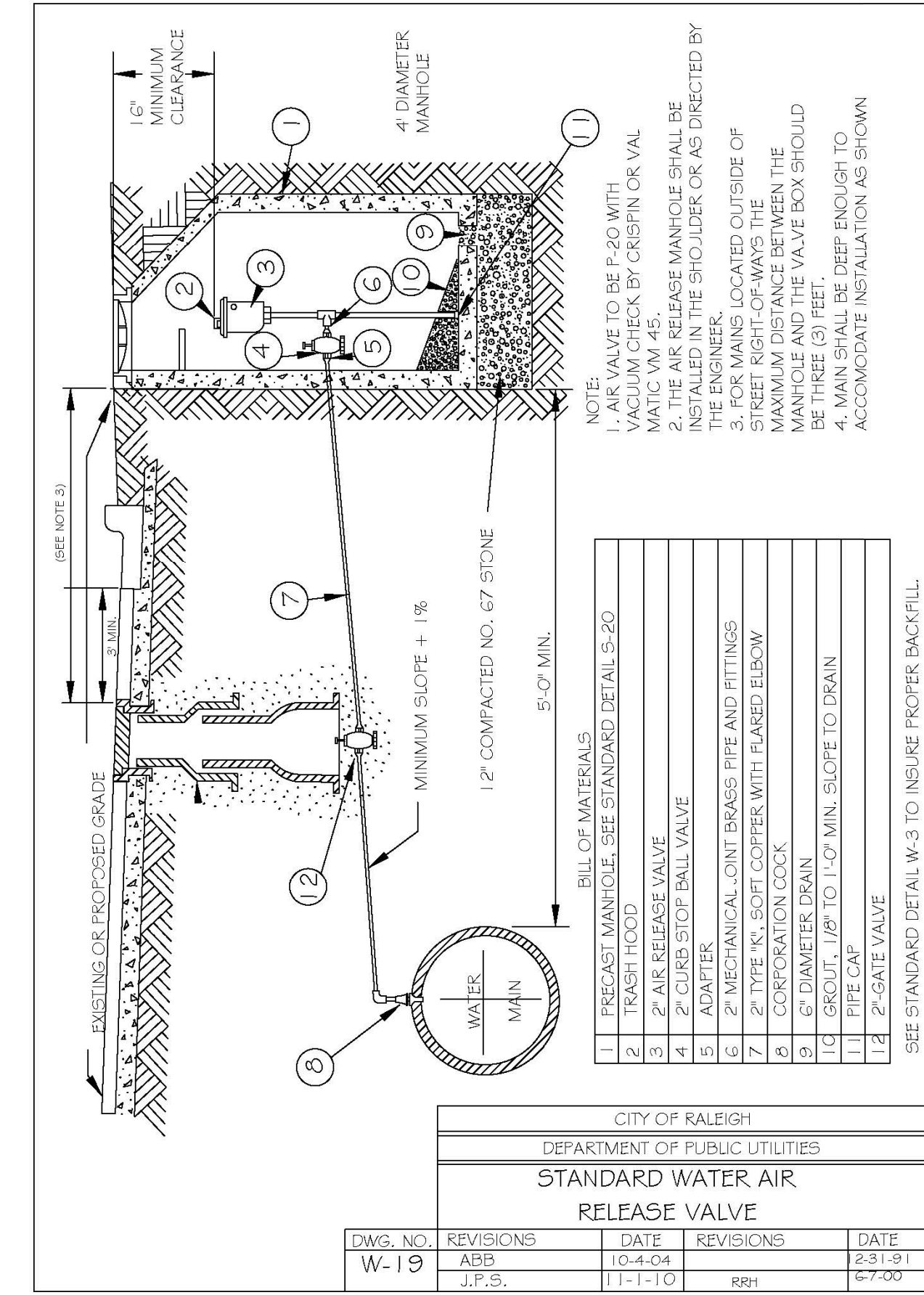
CITY OF RALEIGH DEPARTMENT OF PUBLIC UTILITIES					
VALVE RESTRAINT AT TEES AND CROSSES FOR LINES (4"-24")					
DWG. NO.	REVISIONS	DATE	REVISIONS	DATE	
W-15	RRH	8-31-00	D.H.L.	8-16-08	
	A.B.B.	4-19-04	J.P.S.	1-1-10	



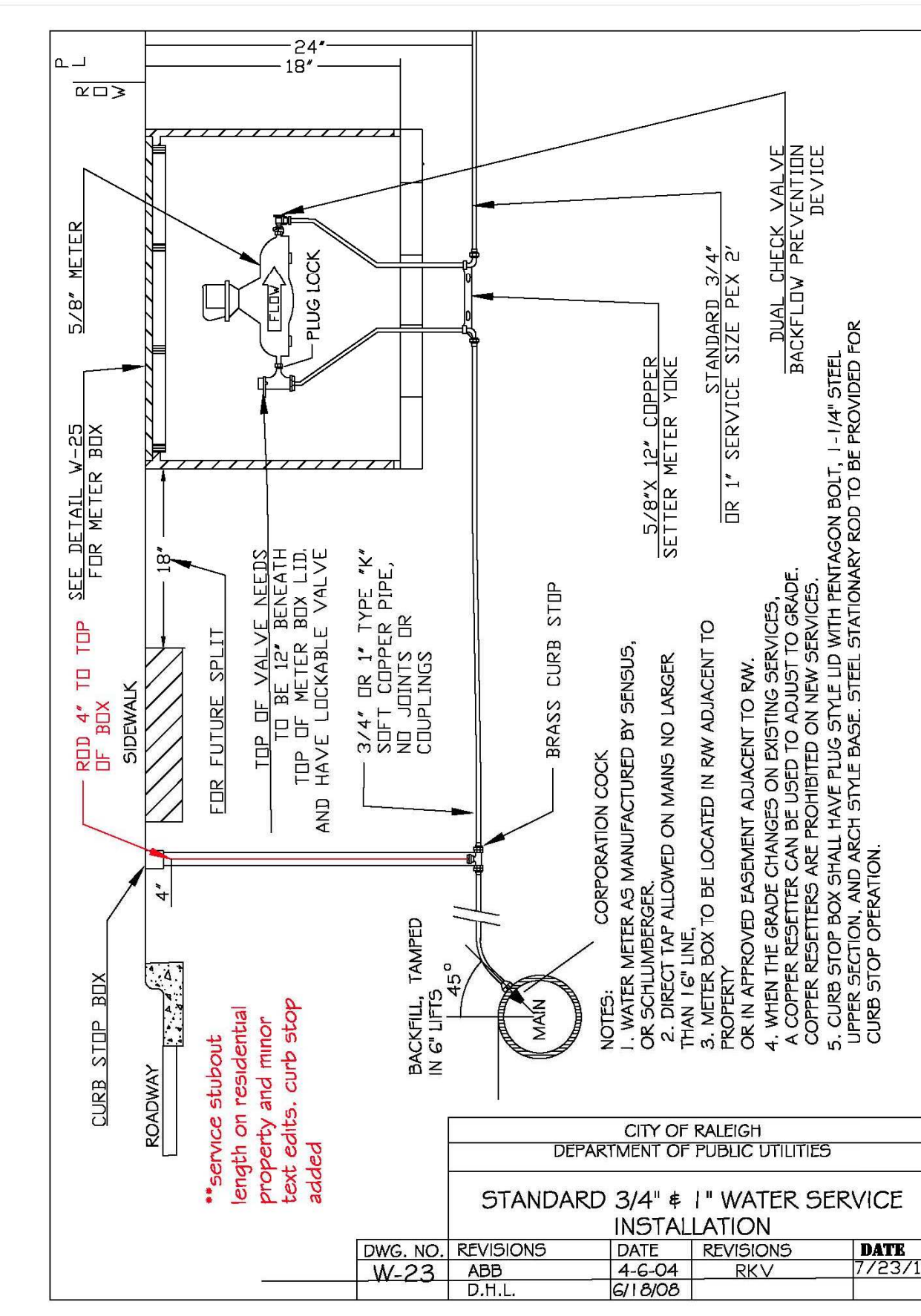
CITY OF RALEIGH DEPARTMENT OF PUBLIC UTILITIES					
VALVE BOX INSTALLATION AND EXTENSION DETAIL					
DWG. NO.	REVISIONS	DATE	REVISIONS	DATE	
W-17	D.W.C.	9-7-99	A.B.B.	4-15-04	
	RRH	5-31-00	D.H.L.	8-16-07	



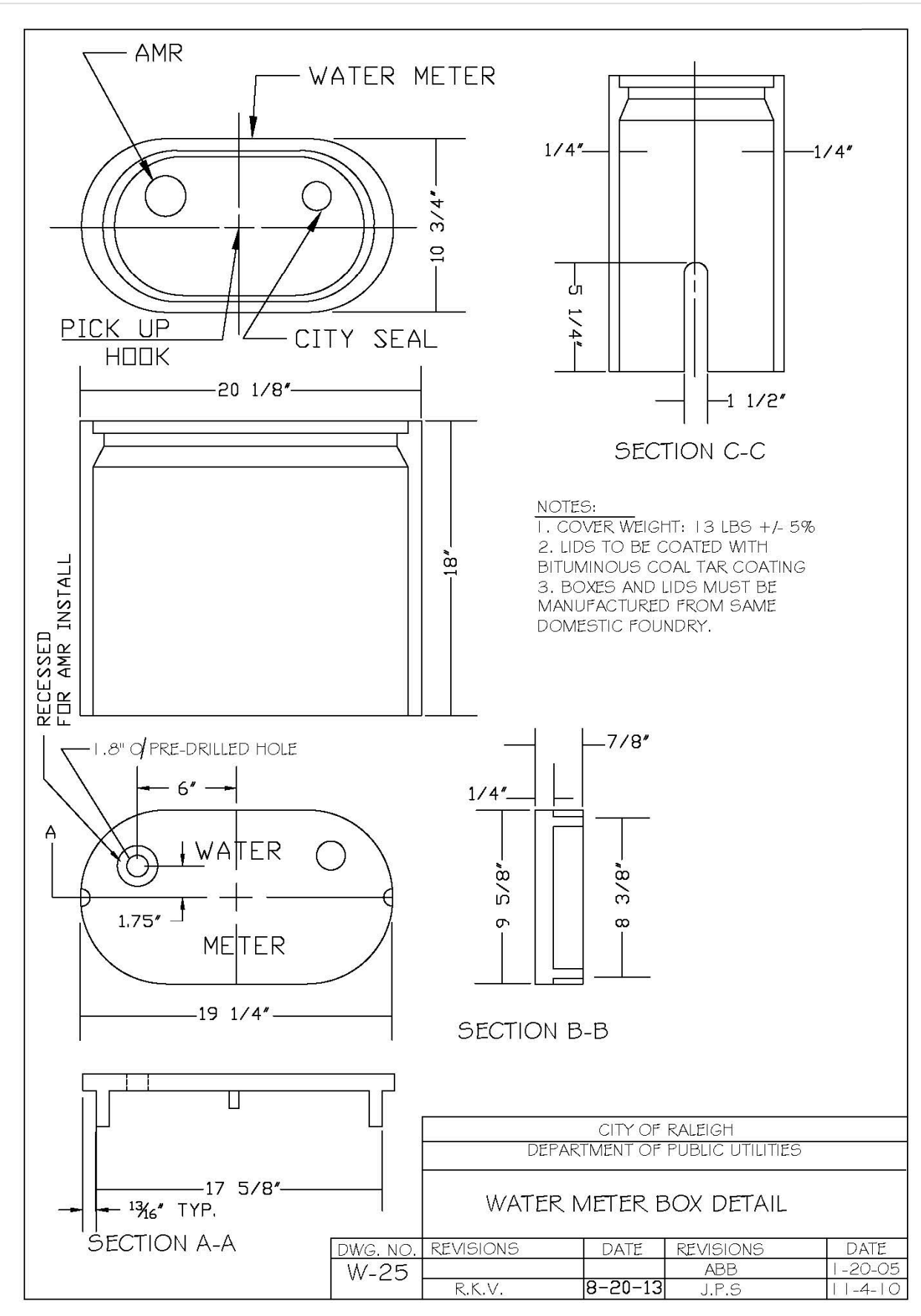
CITY OF RALEIGH DEPARTMENT OF PUBLIC UTILITIES					
5 1/4" VALVE BOX DROP LID WITH 4" SKIRT					
DWG. NO.	REVISIONS	DATE	REVISIONS	DATE	
W-18					



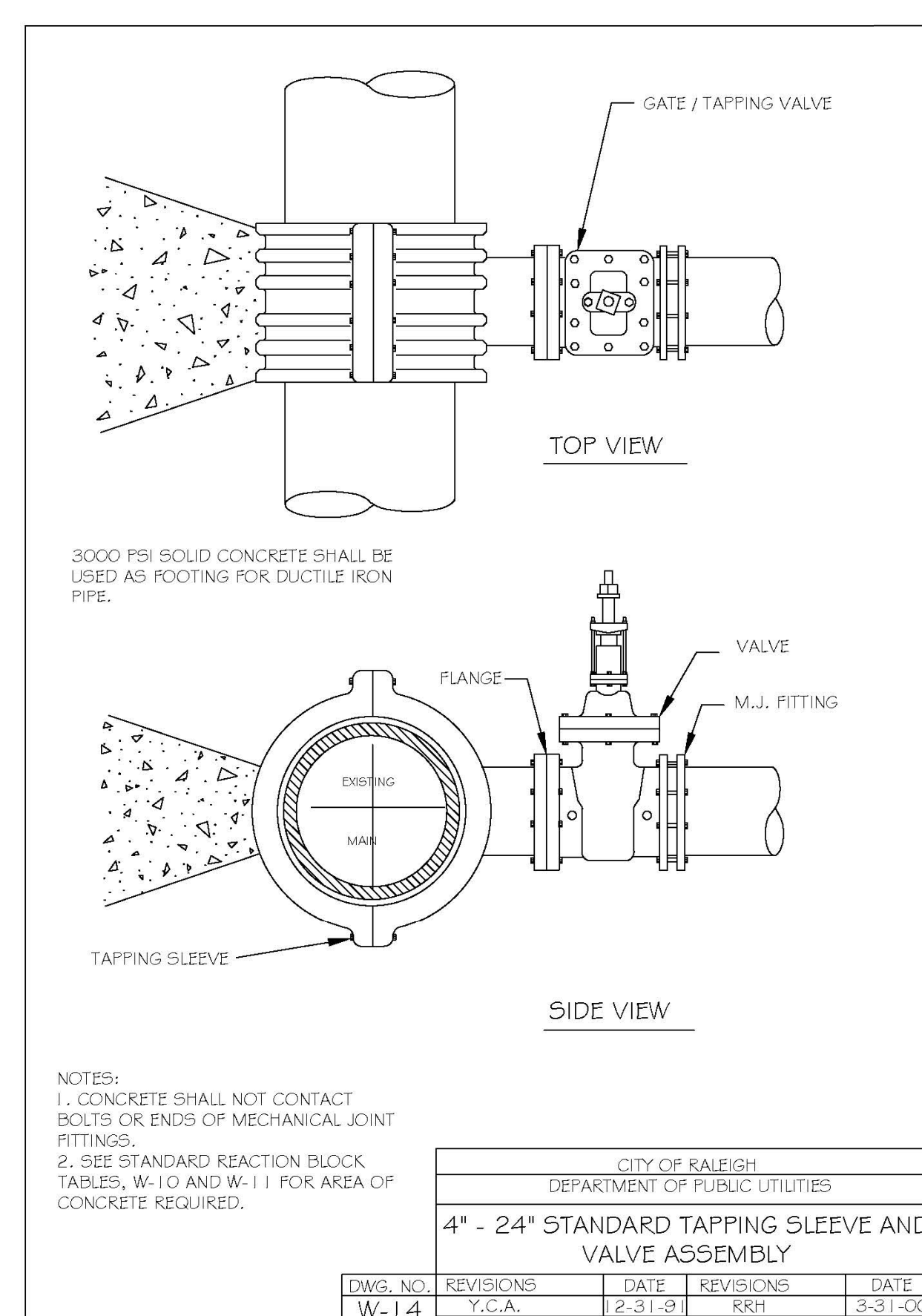
CITY OF RALEIGH DEPARTMENT OF PUBLIC UTILITIES					
STANDARD WATER AIR RELEASE VALVE					
DWG. NO.	REVISIONS	DATE	REVISIONS	DATE	
W-19	ABB	10-4-04		12-31-11	
	J.P.S.	1-1-10	RRH	6-7-00	



CITY OF RALEIGH DEPARTMENT OF PUBLIC UTILITIES					
STANDARD 3/4" #1 WATER SERVICE INSTALLATION					
DWG. NO.	REVISIONS	DATE	REVISIONS	DATE	
W-23	ABB	4-6-04	RKV	7/23/13	
	D.H.L.	6/19/08			



CITY OF RALEIGH DEPARTMENT OF PUBLIC UTILITIES					
WATER METER BOX DETAIL					
DWG. NO.	REVISIONS	DATE	REVISIONS	DATE	
W-25	R.K.V.	8-20-13	ABB	1-20-08	
			J.P.S.	11-4-10	




CITY OF RALEIGH DEPARTMENT OF PUBLIC UTILITIES					
4" - 24" STANDARD TAPPING SLEEVE AND VALVE ASSEMBLY					
DWG. NO.	REVISIONS	DATE	REVISIONS	DATE	
W-14	Y.C.A.	2-31-91	RRH	3-31-00	
	D.W.C.	9-7-99	J.P.S.	11-1-10	

The Nau Company
 Consulting Civil Engineers
 PO Box 810, Rolesville, NC 27571
 919-435-6395
 NCBELS License P-0751

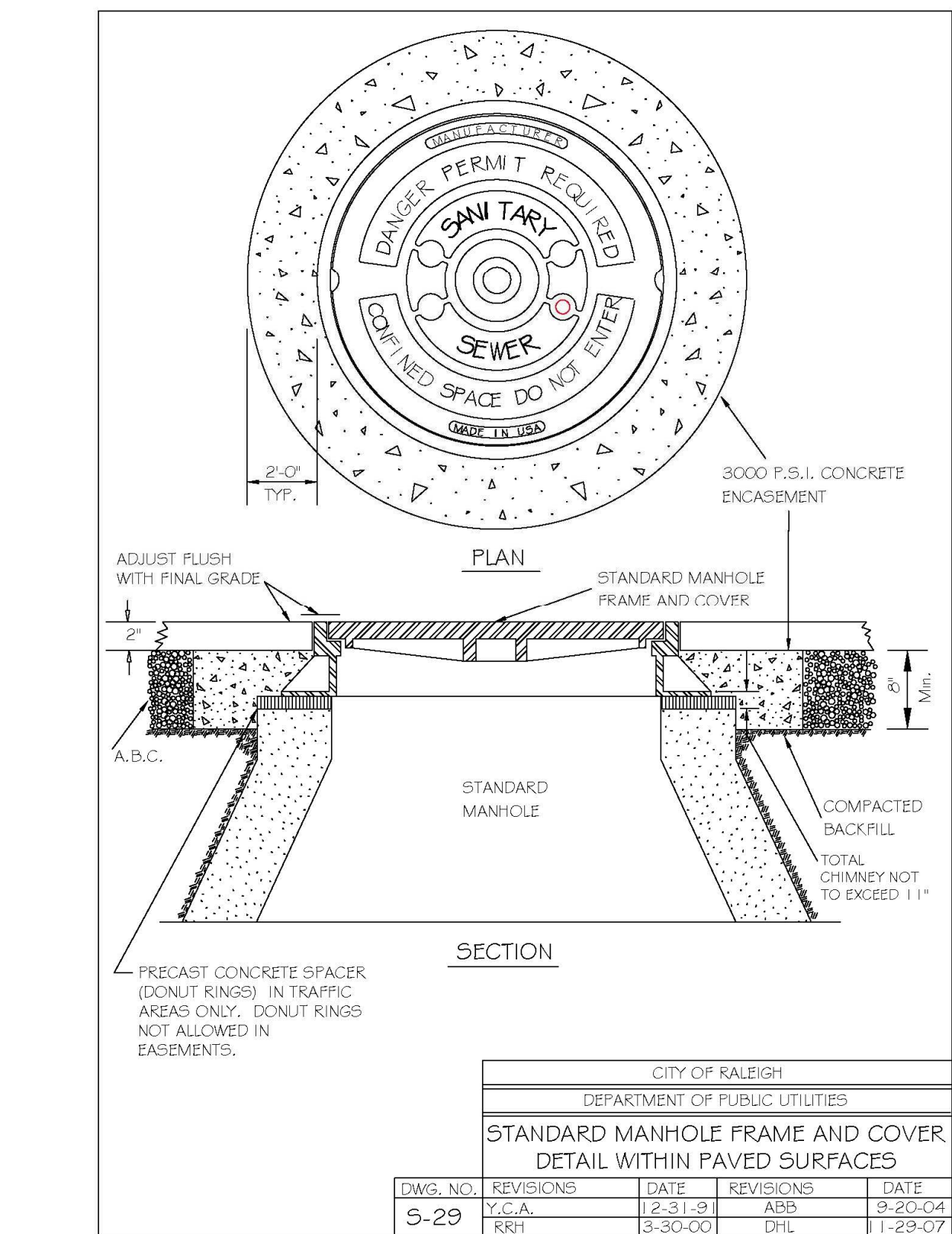
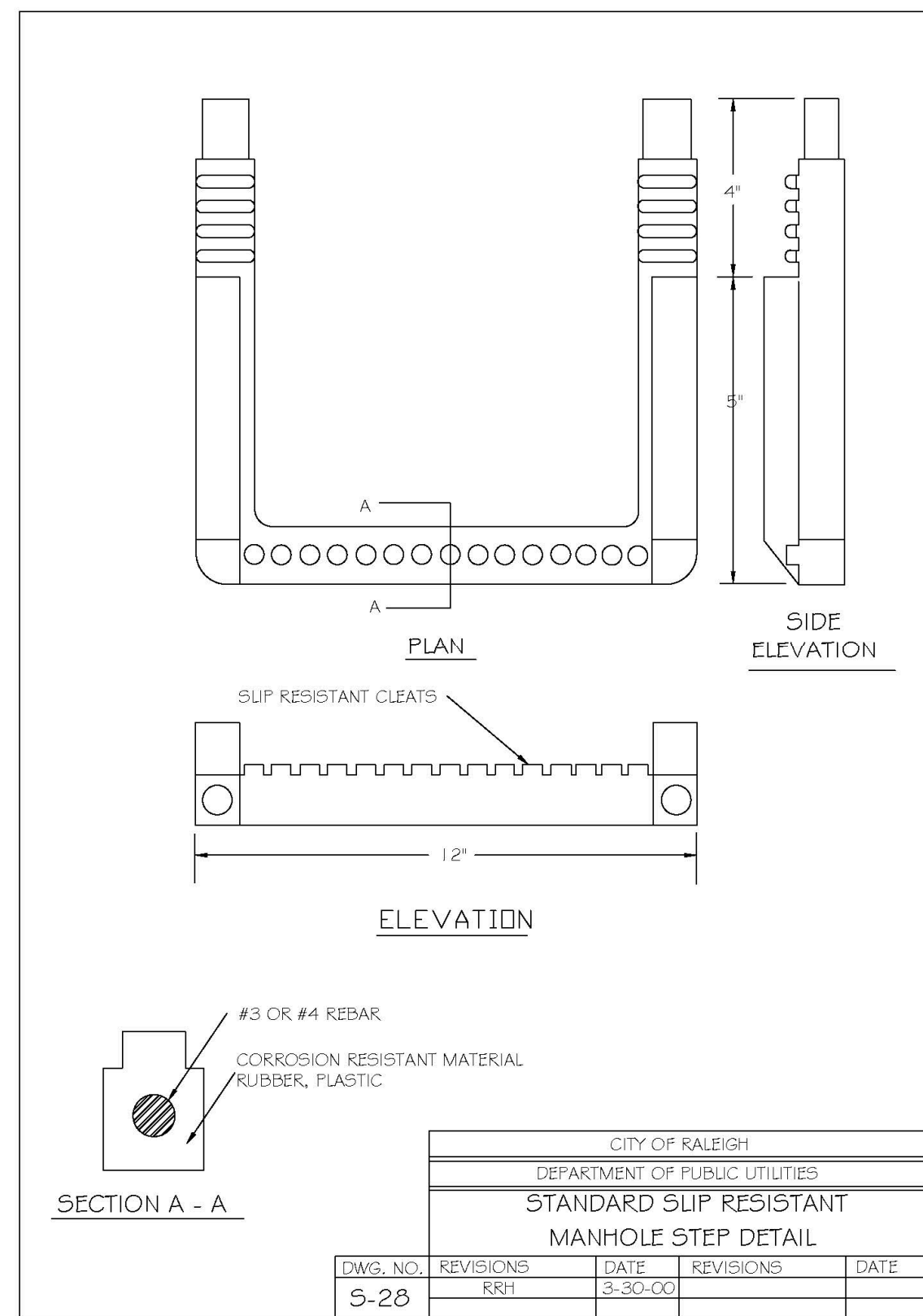
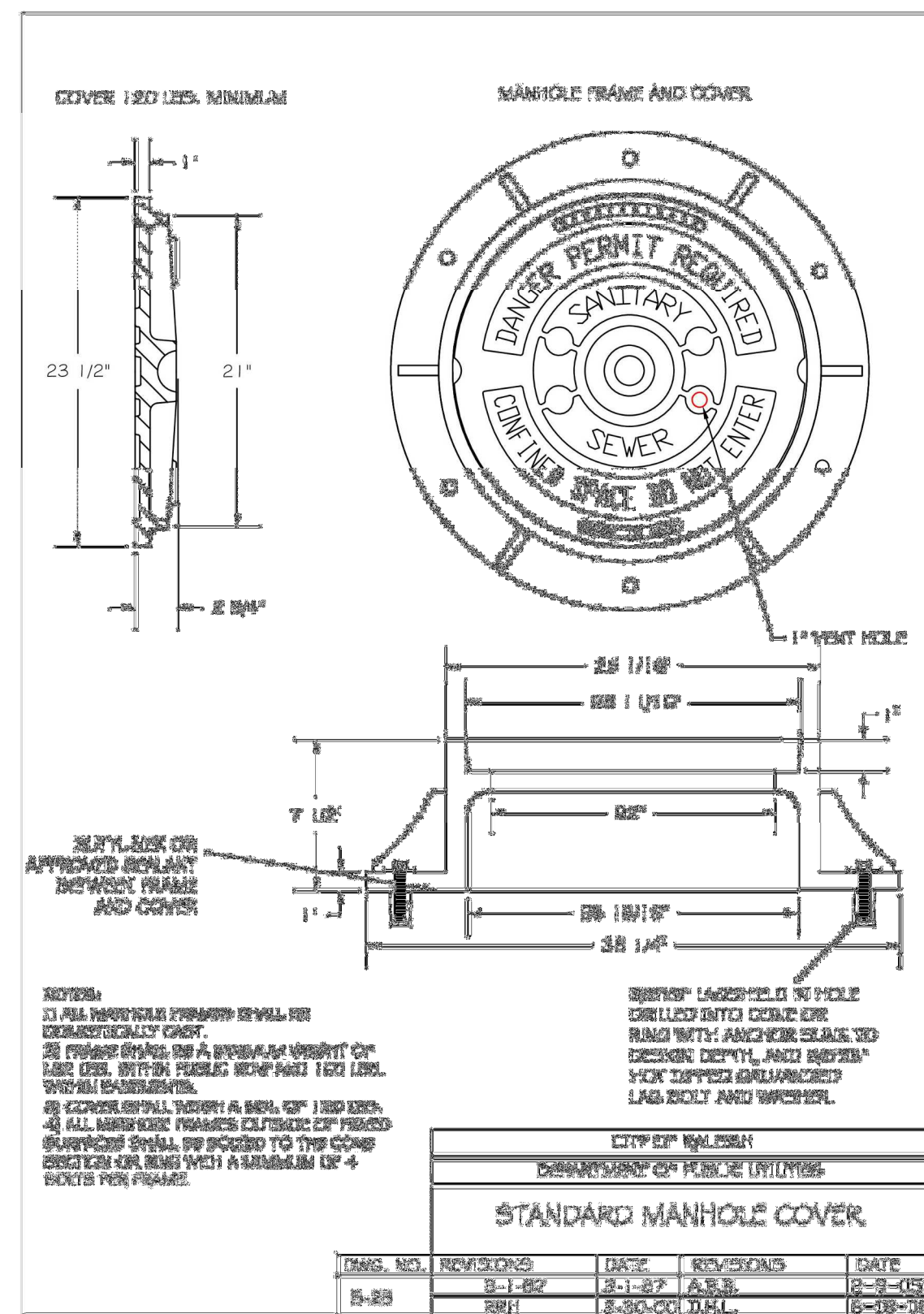
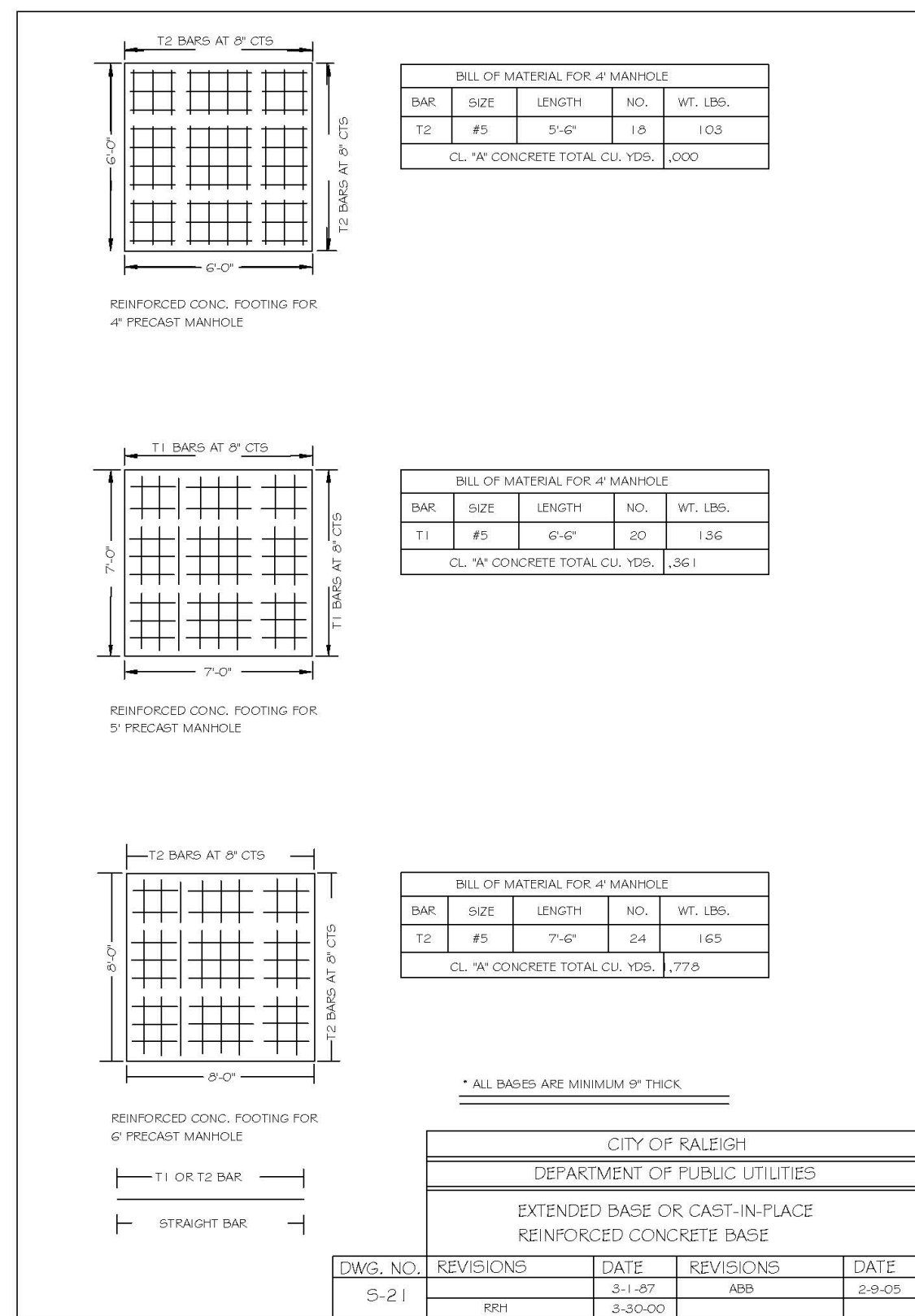
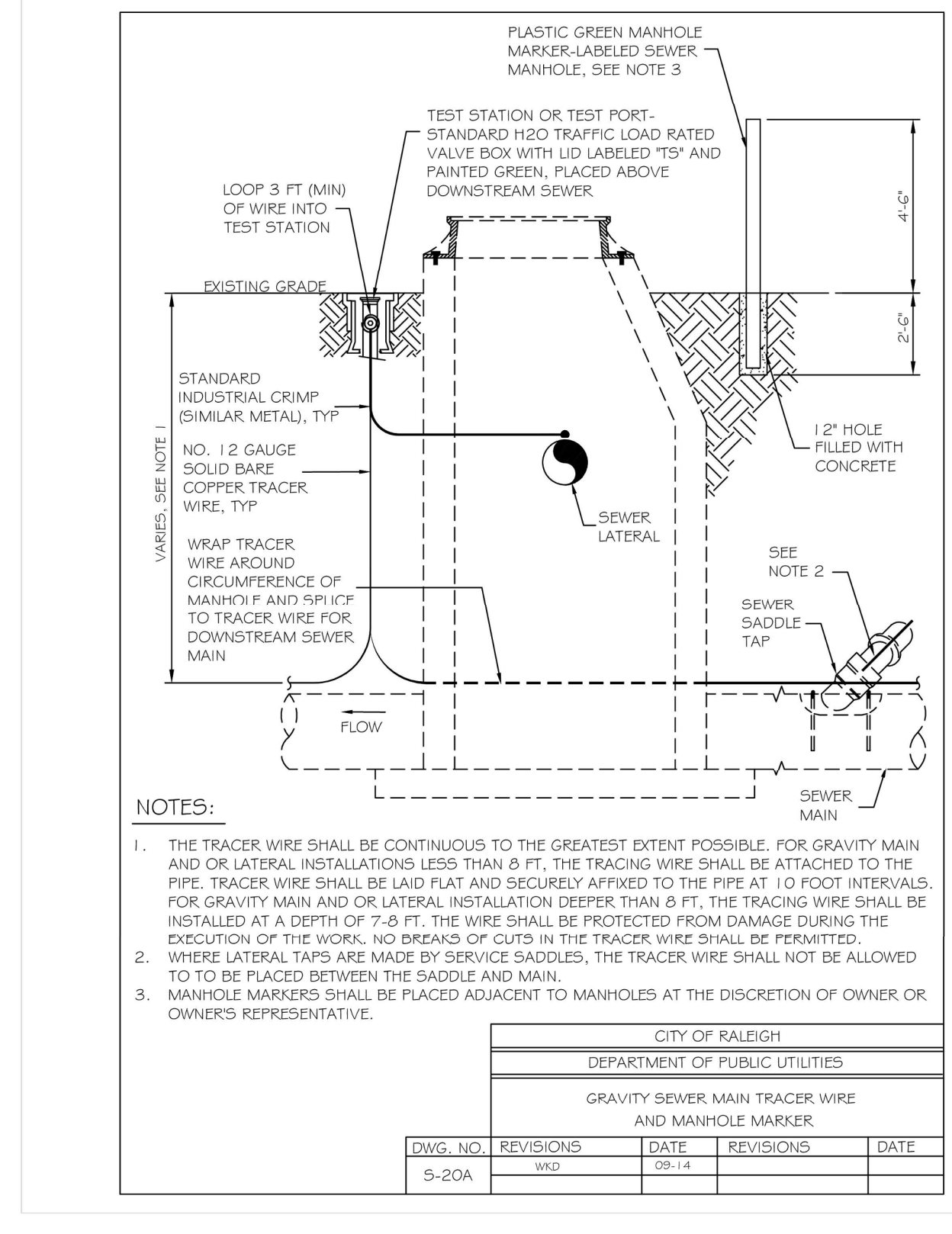
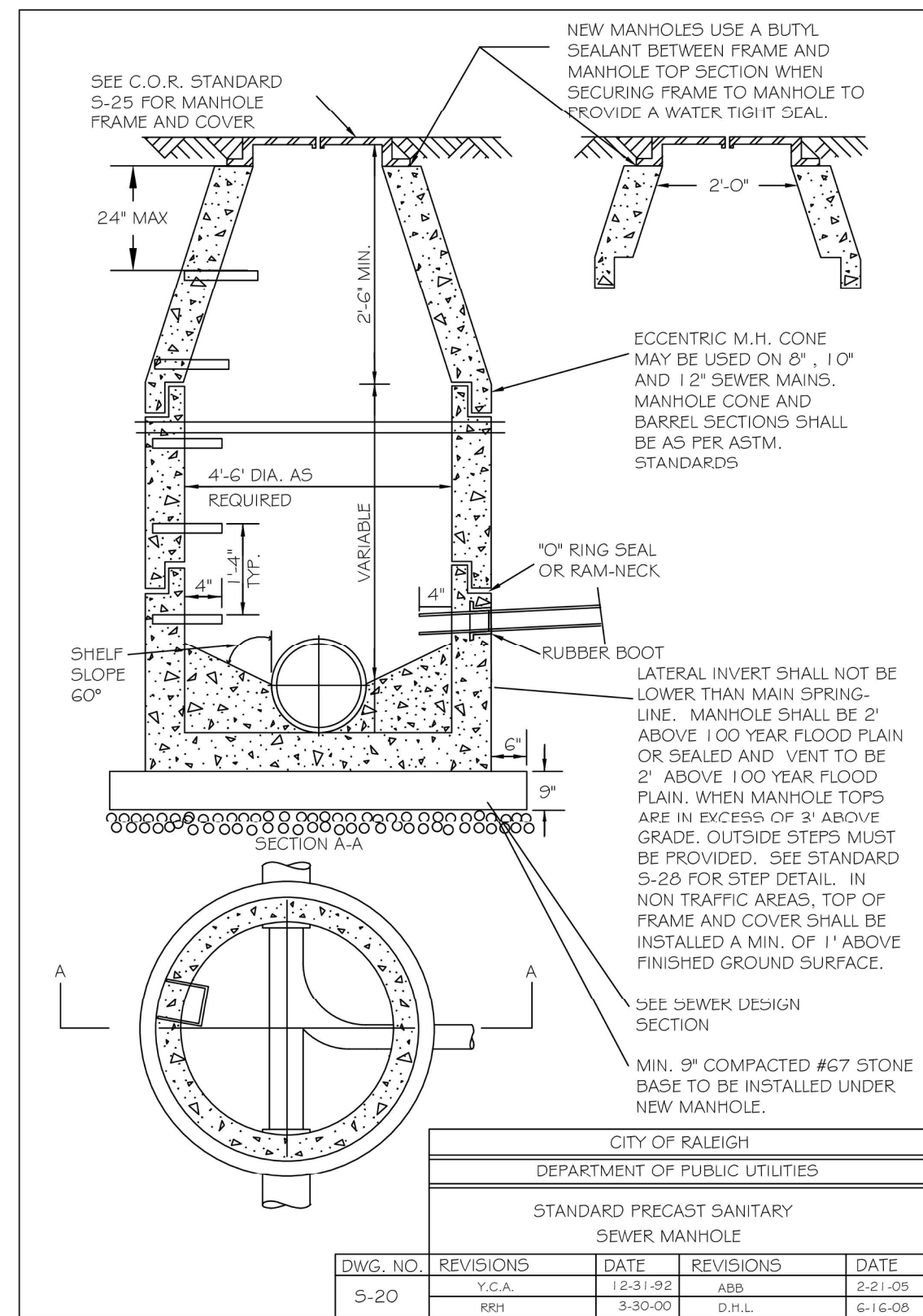
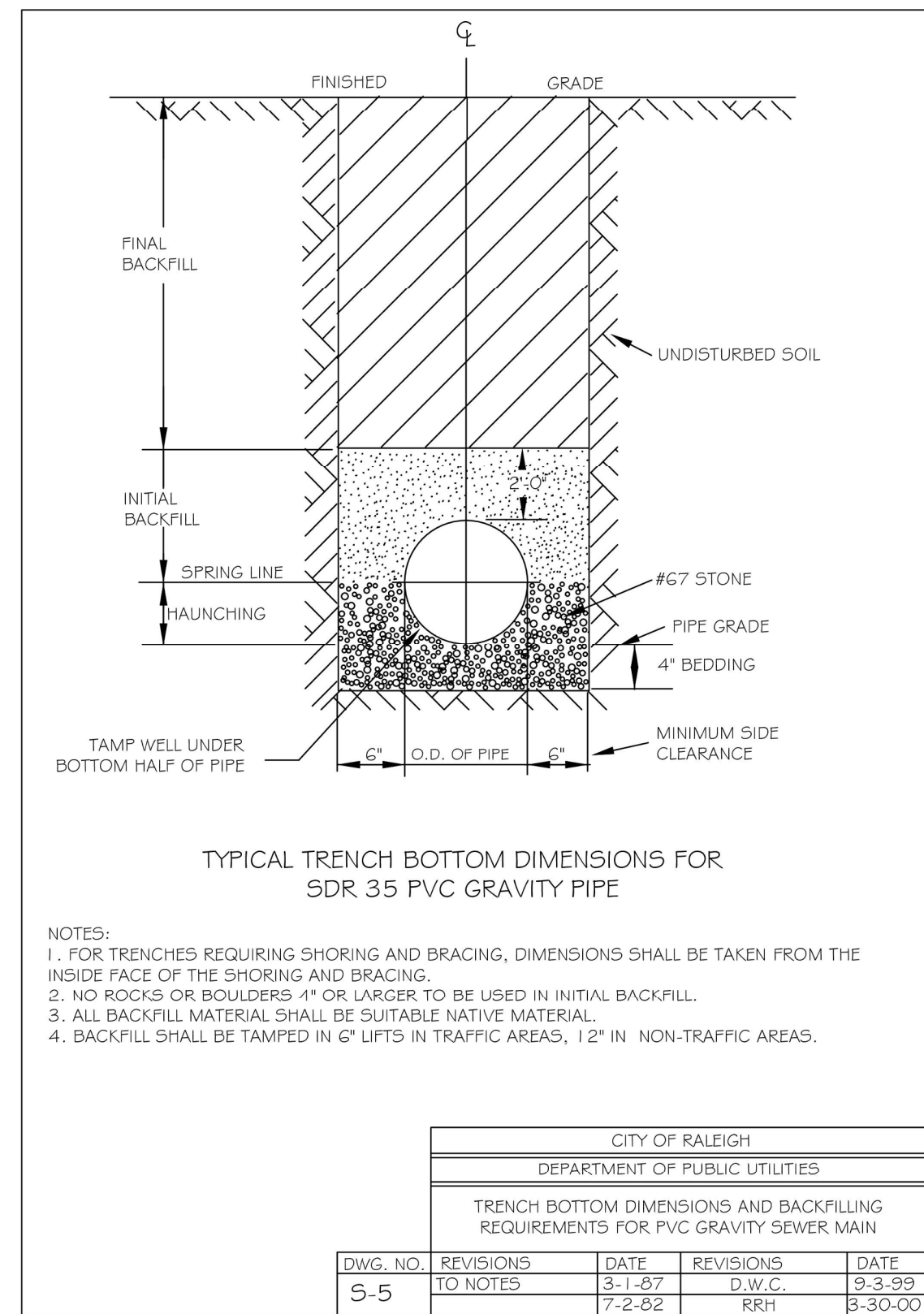
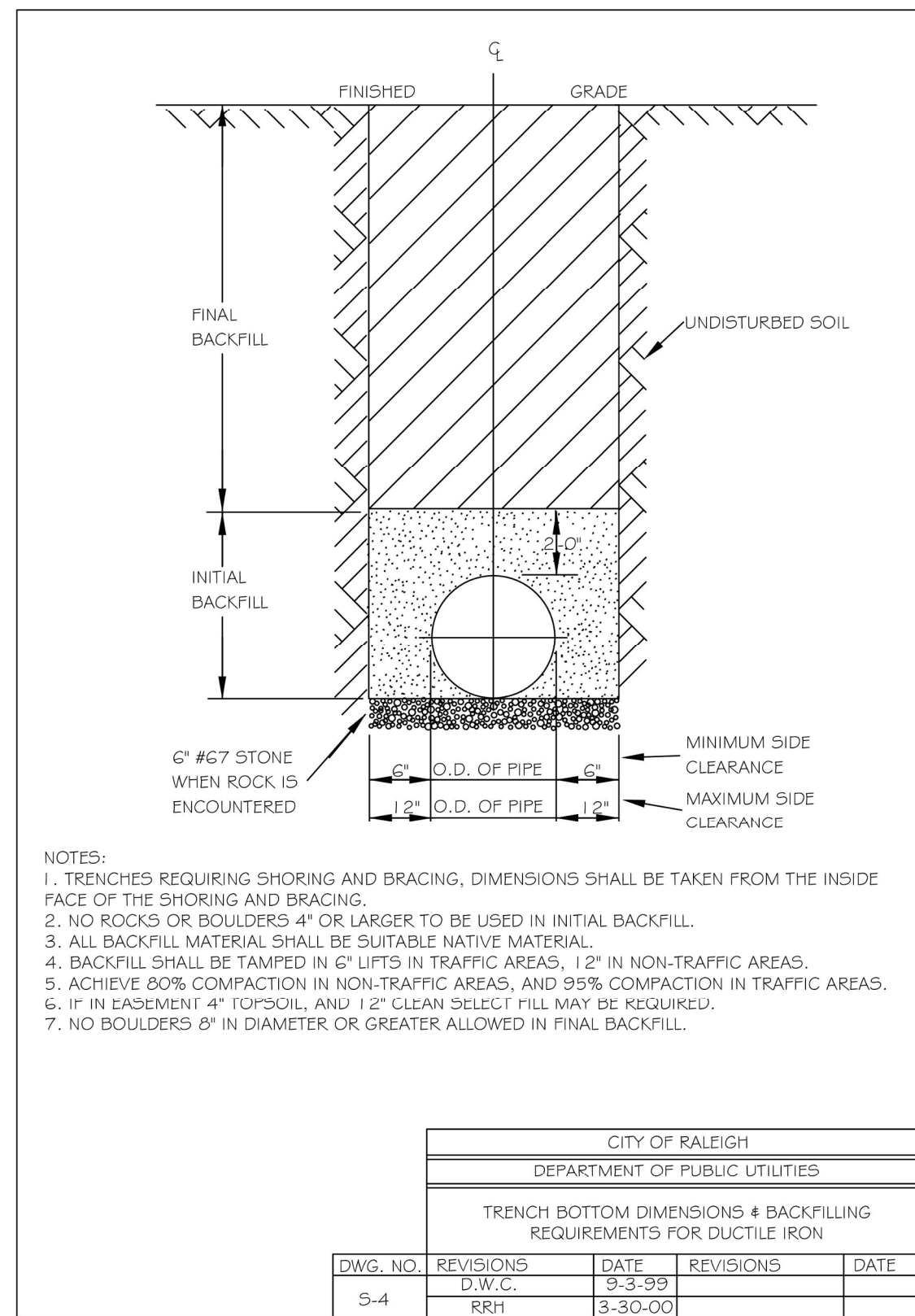
CLIENT:
 PRESERVE AT JONES DAIRY, LLC
 10534 ARNOLD PALMER DRIVE
 RALEIGH, NC 27617 919-491-0761

CITY OF RALEIGH DEPARTMENT OF PUBLIC UTILITIES					
STANDARD WATER AIR RELEASE VALVE					
DWG. NO.	REVISIONS	DATE	REVISIONS	DATE	
W-19	ABB	10-4-04		12-31-11	
	J.P.S.	1-1-10	RRH	6-7-00	

PRESERVE AT JONES DAIRY - CENTRAL
 CONSTRUCTION DRAWINGS
 ROLESVILLE, NC
 RALEIGH WATER DETAILS



PROJECT NO.:	---
DESIGN BY:	JPE
DRAWN BY:	RSF
SCALE:	NTS
DATE:	2023-01-27
SHEET NO.:	D3.2



The Nau Company
 Consulting Civil Engineers
 PO Box 810, Rolesville, NC 27571
 919-435-6395
 NCBELS License P-0751

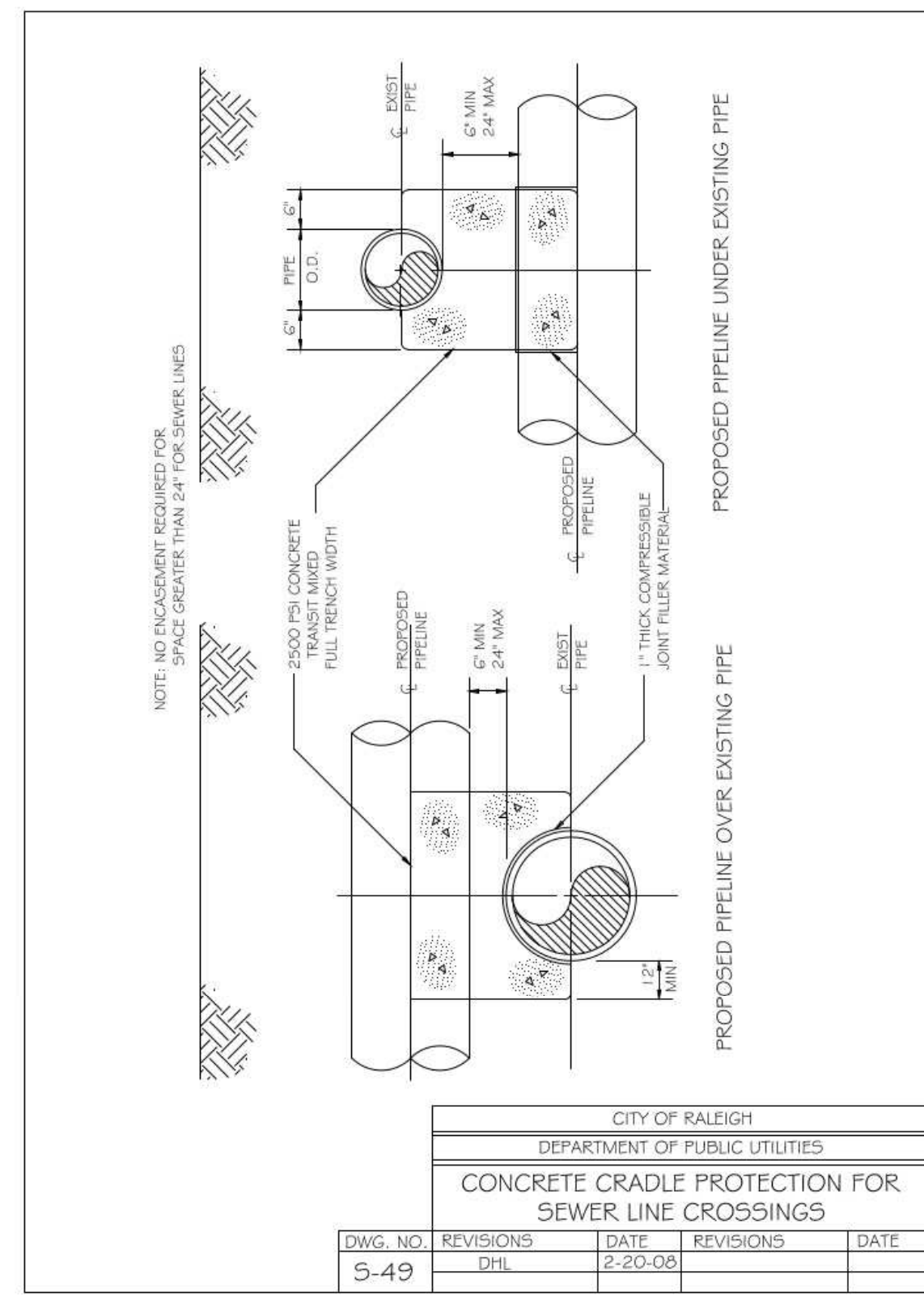
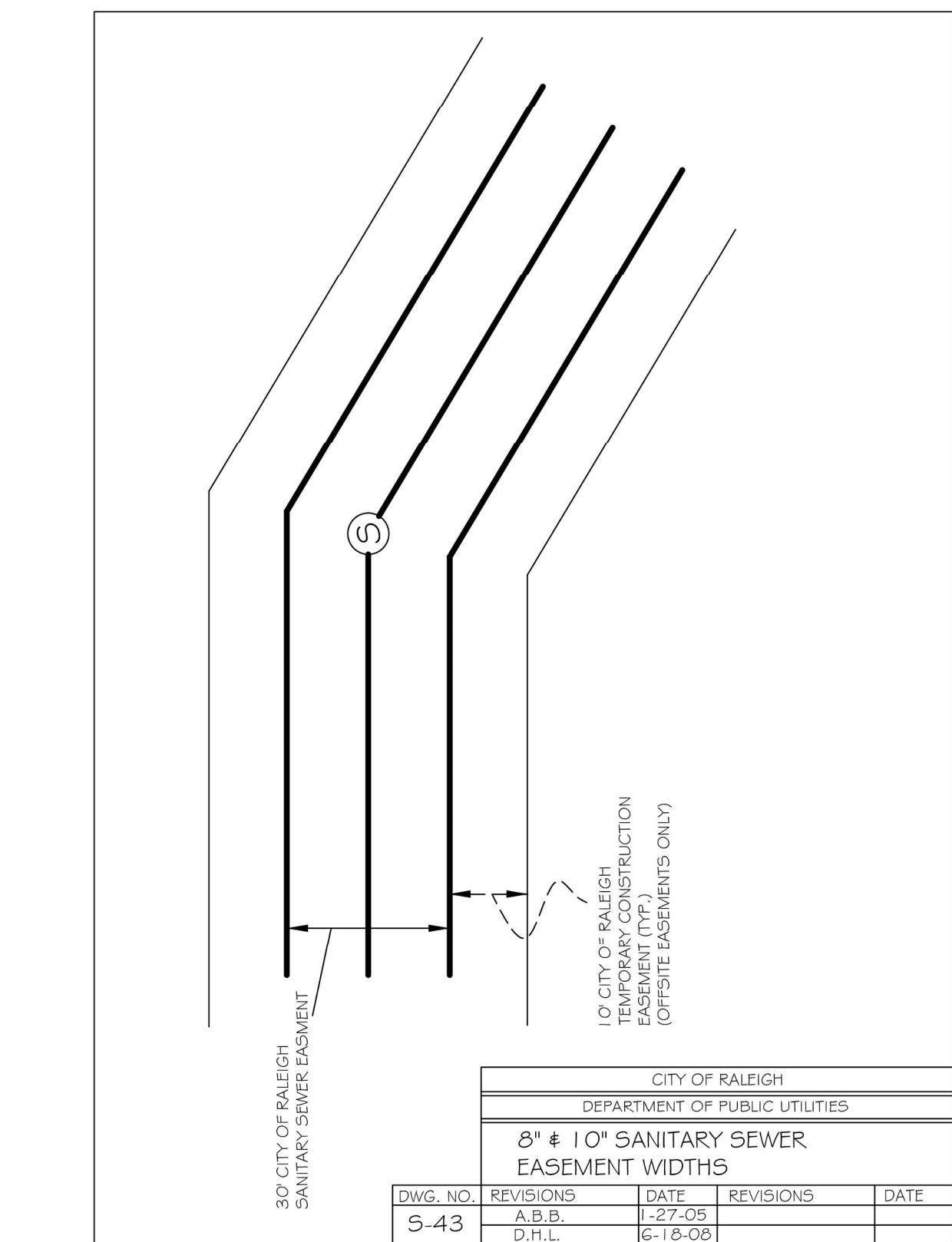
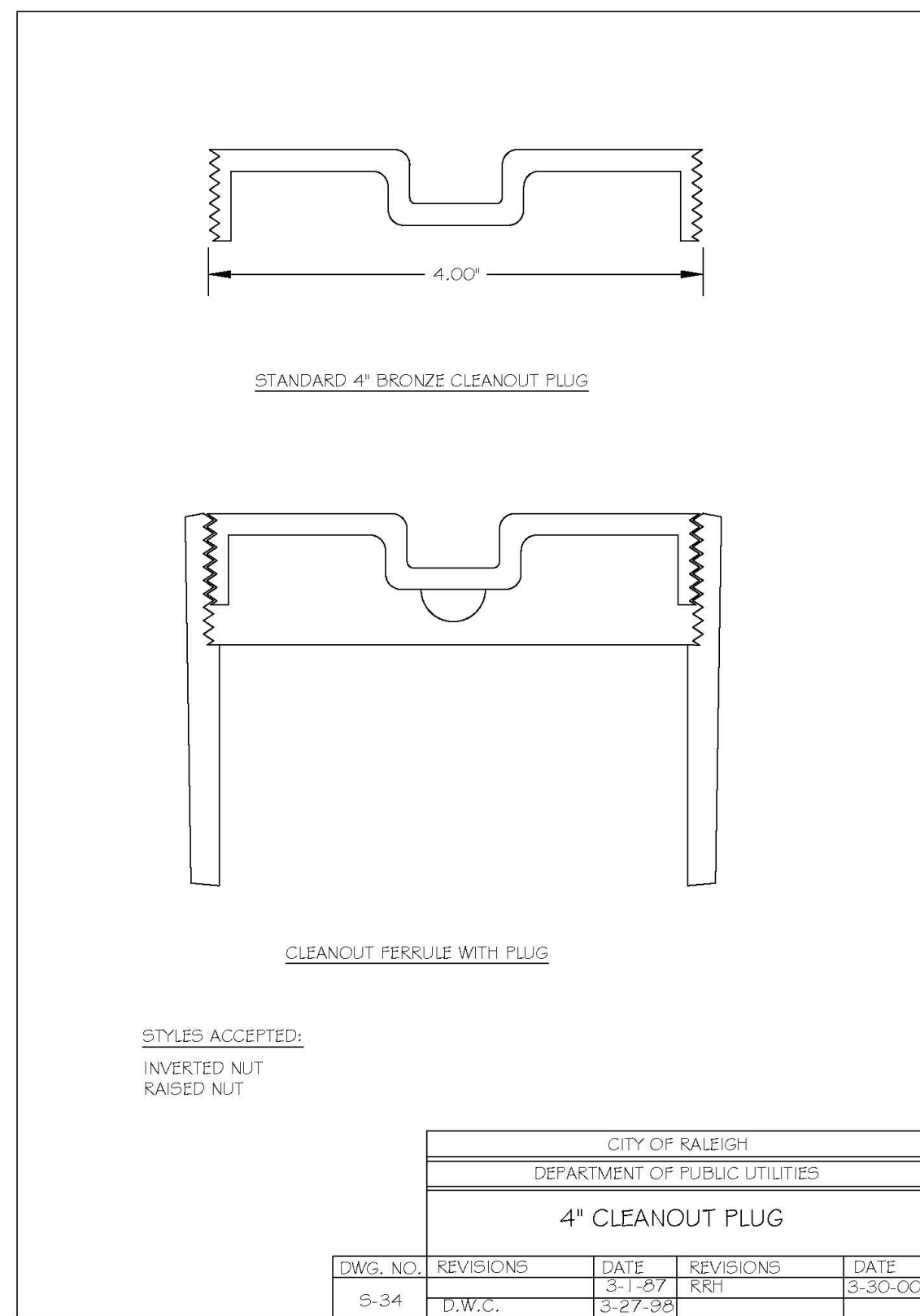
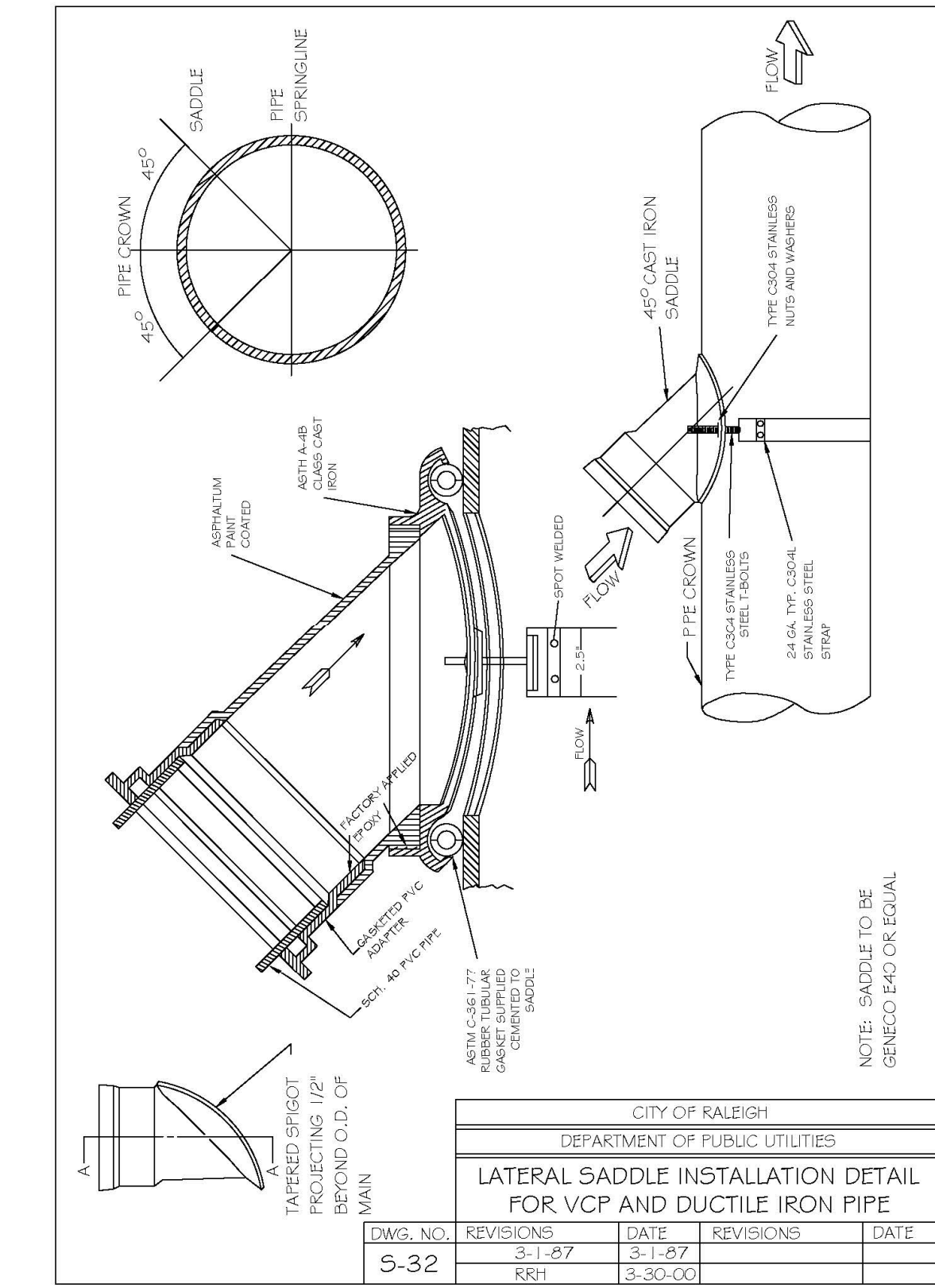
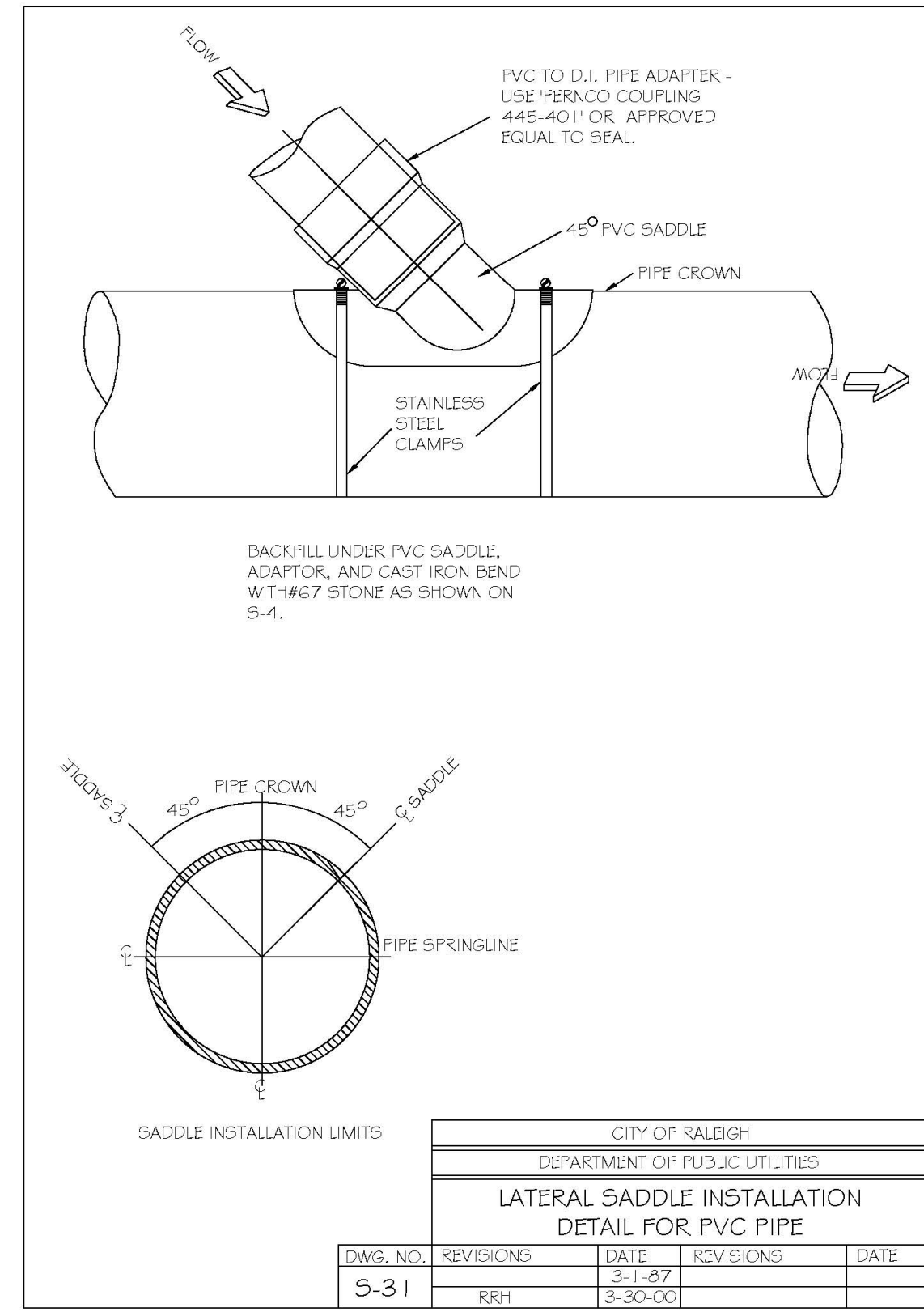
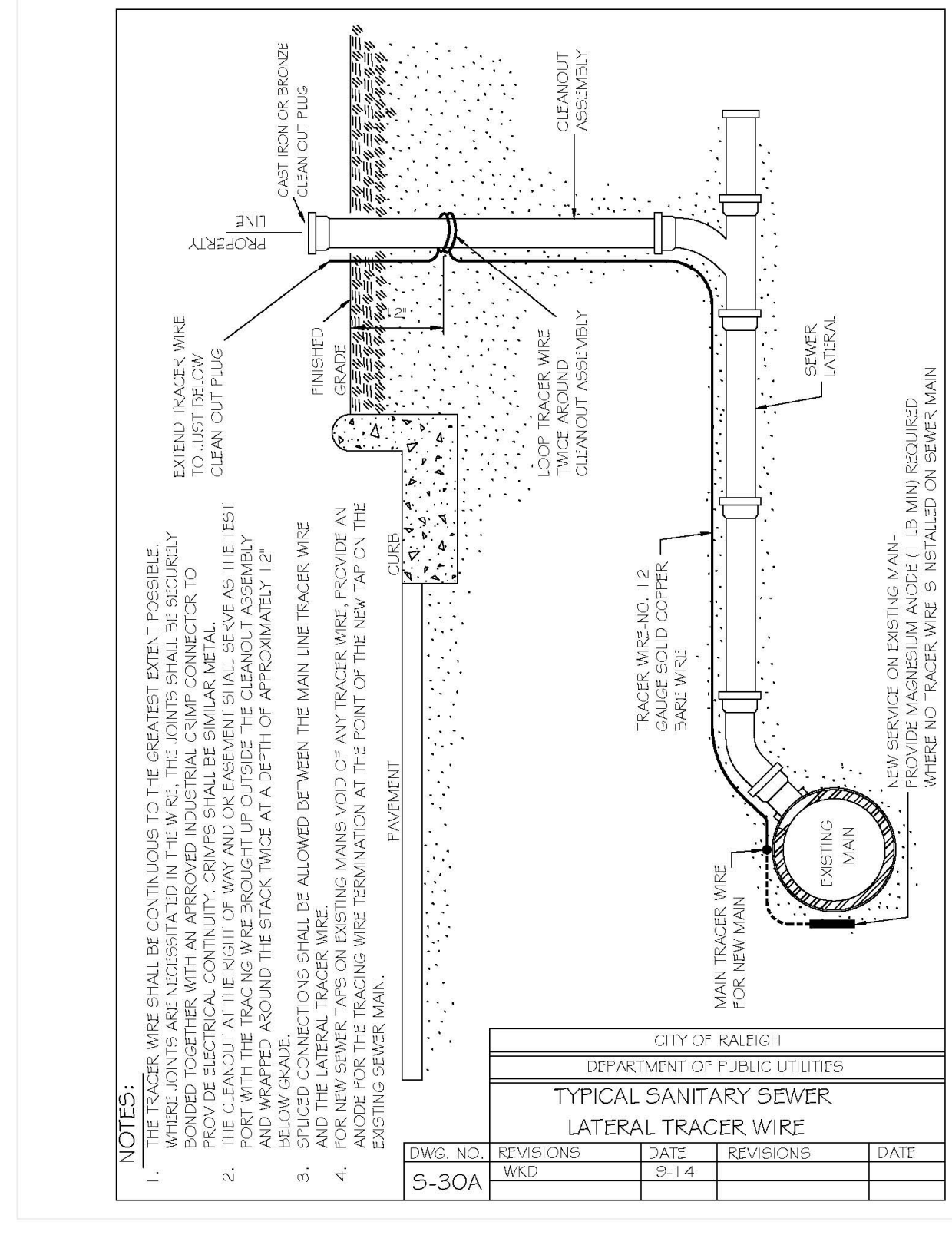
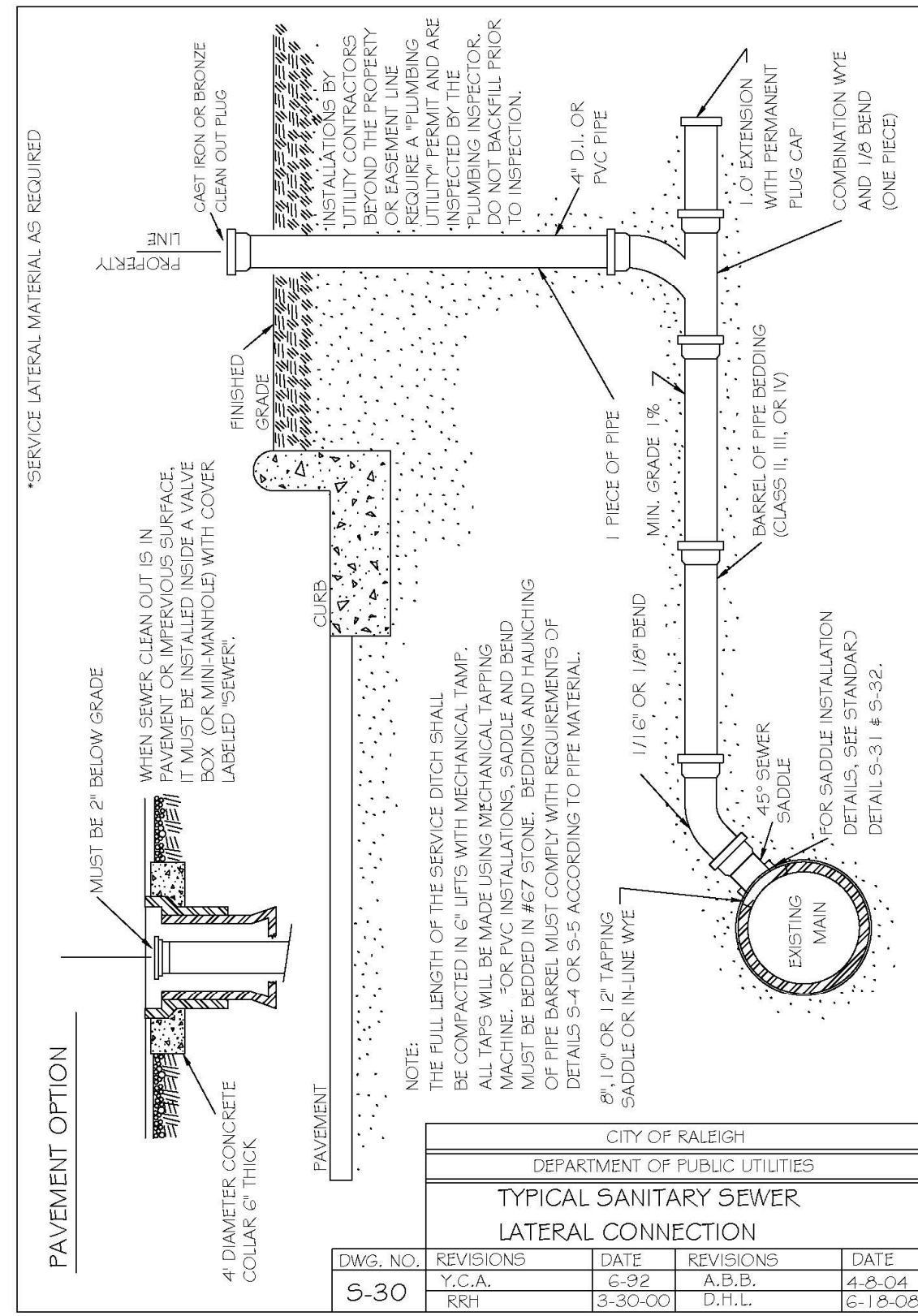
CLIENT:
 PRESERVE AT JONES DAIRY, LLC
 10534 ARNOLD PALMER DRIVE
 RALEIGH, NC 27617 919-491-0761

DWG. NO.	REVISIONS	DATE	REVISIONS	DATE
S-4	RRH	3-30-00		

PRESERVE AT JONES DAIRY - CENTRAL
 CONSTRUCTION DRAWINGS
 RALEIGH SEWER DETAILS

CITY OF RALEIGH
 DEPARTMENT OF PUBLIC UTILITIES
 STANDARD MANHOLE FRAME AND COVER
 DETAIL WITHIN PAVED SURFACES
 DWG. NO. 5-29
 REVISIONS: Y.C.A. 12-31-09, RRH 3-30-00
 DATE: 8-20-04, 1-23-07

PROJECT NO.:	---
DESIGN BY:	JPE
DRAWN BY:	RSF
SCALE:	NTS
DATE:	2023-01-27
SHEET NO.:	D4.1




The Nau Company
Consulting Civil Engineers
PO Box 810, Rolesville, NC 27571
919-435-6395
NCBELS License P-0751

CLIENT:
PRESERVE AT JONES DAIRY, LLC
10534 ARNOLD PALMER DRIVE
RALEIGH, NC 27617 919-491-0761

REVISIONS	DATE	BY	DESCRIPTION

PRESERVE AT JONES DAIRY - CENTRAL
CONSTRUCTION DRAWINGS
ROLESVILLE, NC
RALEIGH SEWER DETAILS



PROJECT NO: ...
DESIGN BY: JPE
DRAWN BY: RSF
SCALE: NTS
DATE: 2023-01-27
SHEET NO: **D4.2**