

PERIMETER BUFFER NOTE

1. THE DEVELOPER WILL COORDINATE A WALK THROUGH WITH THE TOWN TO CONFIRM EXISTING VEGETATION IN DELINEATED BUFFERS MEETS THE REQUIRED ATTRIBUTES OF THE BUFFER TYPE. ANY ADDITIONAL REQUIRED PLANTINGS TO EFFECT THE BUFFER WILL UTILIZE THE PLANT TYPES AND SPECIES LISTED IN THE TYPE "A" & "B" BUFFER LANDSCAPE PLANT LISTS PROVIDED. THE FIELD VERIFICATION OF THE EXISTING VEGETATION WILL TAKE PLACE DURING THE CONSTRUCTION OF THE PHASE IN WHICH THE BUFFER LIES.

POWER LINE EASEMENT

STREET TREES AND PARKING LOT LANDSCAPING ARE NOT INCLUDED IN THE LANDSCAPE PLAN IN ORDER TO COMPLY WITH WAKE ELECTRIC'S EASEMENT REQUIREMENTS

EASEMENTS LOCATED IN BUFFERS

PERD UDO 14.6.14 NOTHING SHALL BE PLANTED OR INSTALLED WITHIN AN UNDERGROUND OR OVERHEAD UTILITY EASEMENT OR A DRAINAGE EASEMENT WITHOUT THE CONSENT OF THE TOWN AND THE EASEMENT HOLDER AT THE TIME OF A SITE PLAN OR SUBDIVISION PLAN APPROVAL.

TYPE "A" BUFFER LANDSCAPE PLANT LIST					
SYMBOL	BOTANICAL NAME	COMMON NAME	SIZE	ROOT	TYPE
	<i>Ligustrum japonicum</i>	Curley-leaf Privet	24" HT/ 3 GAL	CONT.	EVERGREEN SHRUB
	<i>Osmanthus heterophyllus</i>	Holly Osmanthus	24" HT/ 3 GAL	CONT.	EVERGREEN SHRUB
	<i>Viburnum awabuki</i>	Chindo Viburnum	1.5" CAL/ 8" HT	B&B	LARGE SCREENING SHRUB
	<i>Ilex x 'Nellie R. Stevens'</i>	Nellie Stevens Holly	1.5" CAL/ 8" HT	B&B	LARGE SCREENING SHRUB
	<i>Quercus phellos</i>	Willow Oak	2.5" CAL/ 10' HT	B&B	CANOPY TREE
	<i>Quercus alba</i>	White Oak	2.5" CAL/ 10' HT	B&B	CANOPY TREE

GROUND COVER IN BUFFER AREA SHALL BE MULCH/PINE STRAW

STREET TREE LANDSCAPE PLANT LIST						
KEY	SYMBOL	BOTANICAL NAME	COMMON NAME	SIZE	ROOT	TYPE
ZS		<i>Zelkova serrata</i>	JAPANESE ZELKOVA	2.5" CAL /10' HT	B&B	STREET TREE
QN		<i>Quercus nuttallii</i>	NUTTALL OAK	2.5" CAL /10' HT	B&B	STREET TREE
UP		<i>Ulmus parvifolia</i>	LACEBARK ELM	2.5" CAL /10' HT	B&B	STREET TREE
PC		<i>Pistachio chinensis</i>	CHINESE PISTACHIO	2.5" CAL /10' HT	B&B	STREET TREE
AB		<i>Acer buergerianum</i>	TRIDENT MAPLE	2.5" CAL /10' HT	B&B	STREET TREE


STREET TREE NOTES

- ONE STREET TREE PER LOT IS REQUIRED. CORNER LOTS SHALL HAVE TWO STREET TREES
- STREET TREES ARE NOT SHOWN IN THE POWER LINE EASEMENT IN ORDER TO COMPLY WITH WAKE ELECTRIC'S EASEMENT REQUIREMENTS.
- FINAL LOCATION OF STREET TREES TO BE DETERMINED BY DRIVEWAY PLACEMENT



SCALE: 1"=50'

PRELIMINARY DRAWING - SUBJECT TO CHANGE WITHOUT NOTICE



PROJECT NO:	---
DESIGN BY:	JPE
DRAWN BY:	RSF
SCALE:	1"=50'
DATE:	2023-01-27
SHEET NO:	C7.1

TYPE "A" BUFFER LANDSCAPE PLANT LIST					
SYMBOL	BOTANICAL NAME	COMMON NAME	SIZE	ROOT	TYPE
○	Ligustrum japonicum	Curley-leaf Privet	24" HT/ 3 GAL	CONT.	EVERGREEN SHRUB
⊕	Osmanthus heterophyllus	Holly Osmanthus	24" HT/ 3 GAL	CONT.	EVERGREEN SHRUB
⊙	Viburnum awabuki 'Chindo'	Chindo Viburnum	1.5" CAL/ 8' HT	B&B	LARGE SCREENING SHRUB
⊙	Ilex x 'Nellie R. Stevens'	Nellie Stevens Holly	1.5" CAL/ 8' HT	B&B	LARGE SCREENING SHRUB
⊙	Quercus Phellos	Willow Oak	2.5" CAL /10' HT	B&B	CANOPY TREE
⊙	Quercus alba	White Oak	2.5" CAL /10' HT	B&B	CANOPY TREE

GROUND COVER IN BUFFER AREA SHALL BE MULCH/PINE STRAW

TYPE "B" BUFFER LANDSCAPE PLANT LIST					
SYMBOL	BOTANICAL NAME	COMMON NAME	SIZE	ROOT	TYPE
⊙	Ilex glabra	Inkberry Holly	24" HT/ 3 GAL	CONT.	EVERGREEN SHRUB
⊙	Berberis julianae	Wintergreen Barberry	24" HT/ 3 GAL	CONT.	EVERGREEN SHRUB
⊕	Osmanthus heterophyllus	Holly Osmanthus	24" HT/ 3 GAL	CONT.	EVERGREEN SHRUB
⊙	Cercis Canadensis 'Forest Pansy'	Forest Pansy Redbud	1.5" CAL/ 8' HT	B&B	UNDERSTORY TREE
⊙	Magnolia stellata 'Royal Star'	Star Magnolia	1.5" CAL/ 8' HT	B&B	UNDERSTORY TREE
⊙	Quercus Phellos	Willow Oak	2.5" CAL /10' HT	B&B	CANOPY TREE
⊙	Quercus nuttalli	Nuttall Oak	2.5" CAL /10' HT	B&B	CANOPY TREE

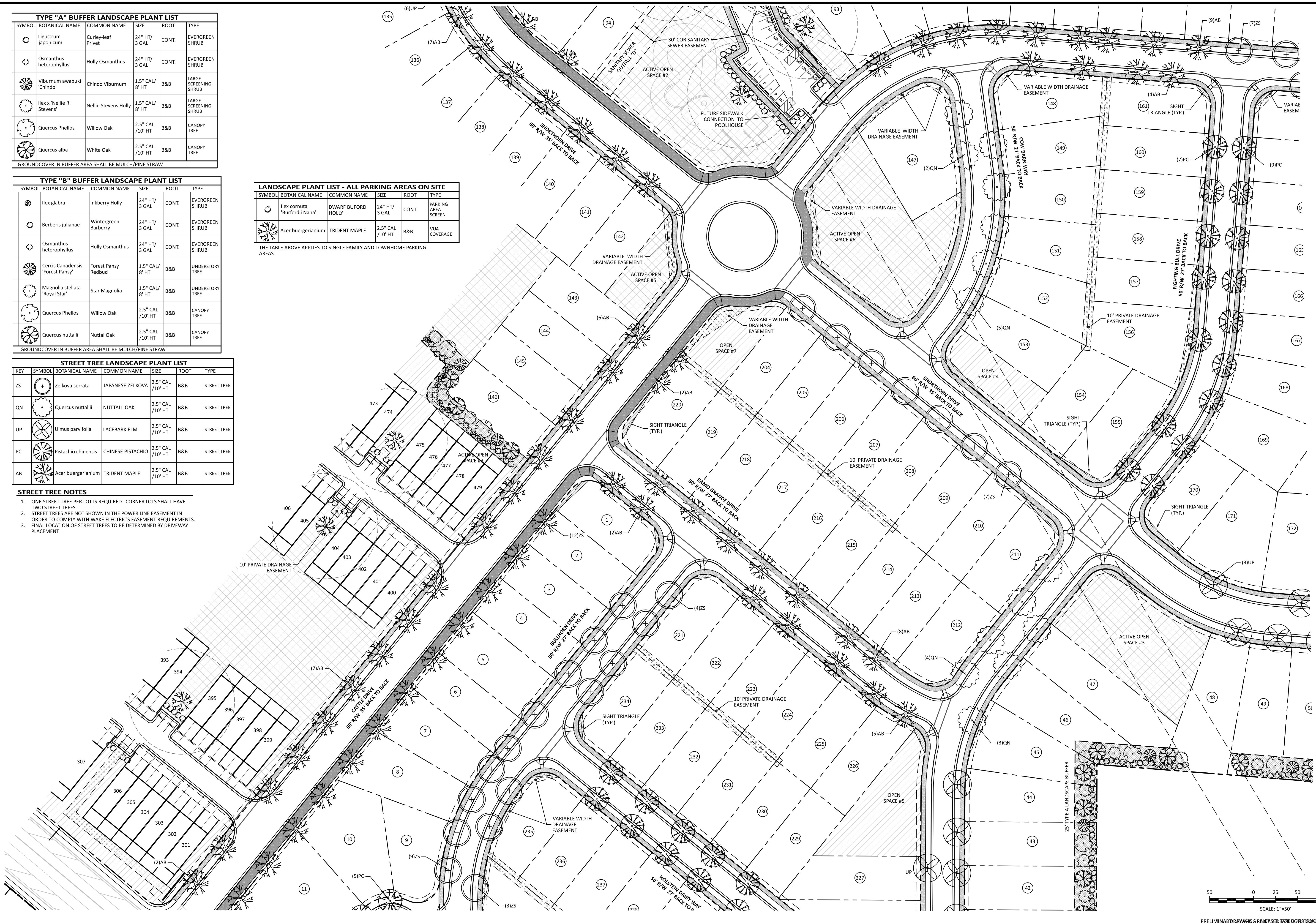
GROUND COVER IN BUFFER AREA SHALL BE MULCH/PINE STRAW

STREET TREE LANDSCAPE PLANT LIST						
KEY	SYMBOL	BOTANICAL NAME	COMMON NAME	SIZE	ROOT	TYPE
ZS	+	Zelkova serrata	JAPANESE ZELKOVA	2.5" CAL /10' HT	B&B	STREET TREE
QN	⊙	Quercus nuttalli	NUTTALL OAK	2.5" CAL /10' HT	B&B	STREET TREE
UP	⊙	Ulmus parvifolia	LACEBARK ELM	2.5" CAL /10' HT	B&B	STREET TREE
PC	⊙	Pistachio chinensis	CHINESE PISTACHIO	2.5" CAL /10' HT	B&B	STREET TREE
AB	⊙	Acer buergerianum	TRIDENT MAPLE	2.5" CAL /10' HT	B&B	STREET TREE

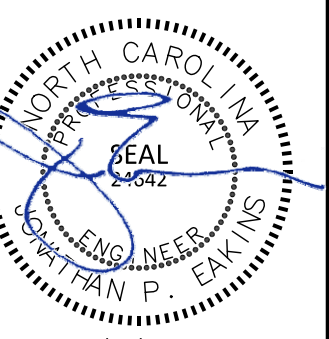
- STREET TREE NOTES**
- ONE STREET TREE PER LOT IS REQUIRED. CORNER LOTS SHALL HAVE TWO STREET TREES
 - STREET TREES ARE NOT SHOWN IN THE POWER LINE EASEMENT IN ORDER TO COMPLY WITH WAKE ELECTRIC'S EASEMENT REQUIREMENTS.
 - FINAL LOCATION OF STREET TREES TO BE DETERMINED BY DRIVEWAY PLACEMENT

LANDSCAPE PLANT LIST - ALL PARKING AREAS ON SITE					
SYMBOL	BOTANICAL NAME	COMMON NAME	SIZE	ROOT	TYPE
○	Ilex cornuta 'Burfordii Nana'	DWARF BUFORD HOLLY	24" HT/ 3 GAL	CONT.	PARKING AREA SCREEN
⊙	Acer buergerianum	TRIDENT MAPLE	2.5" CAL /10' HT	B&B	VUA COVERAGE

THE TABLE ABOVE APPLIES TO SINGLE FAMILY AND TOWNHOME PARKING AREAS



NO.	DATE	DESCRIPTION



PROJECT NO:	---
DESIGN BY:	JPE
DRAWN BY:	RSF
SCALE:	1"=50'
DATE:	2023-01-27
SHEET NO:	C7.2

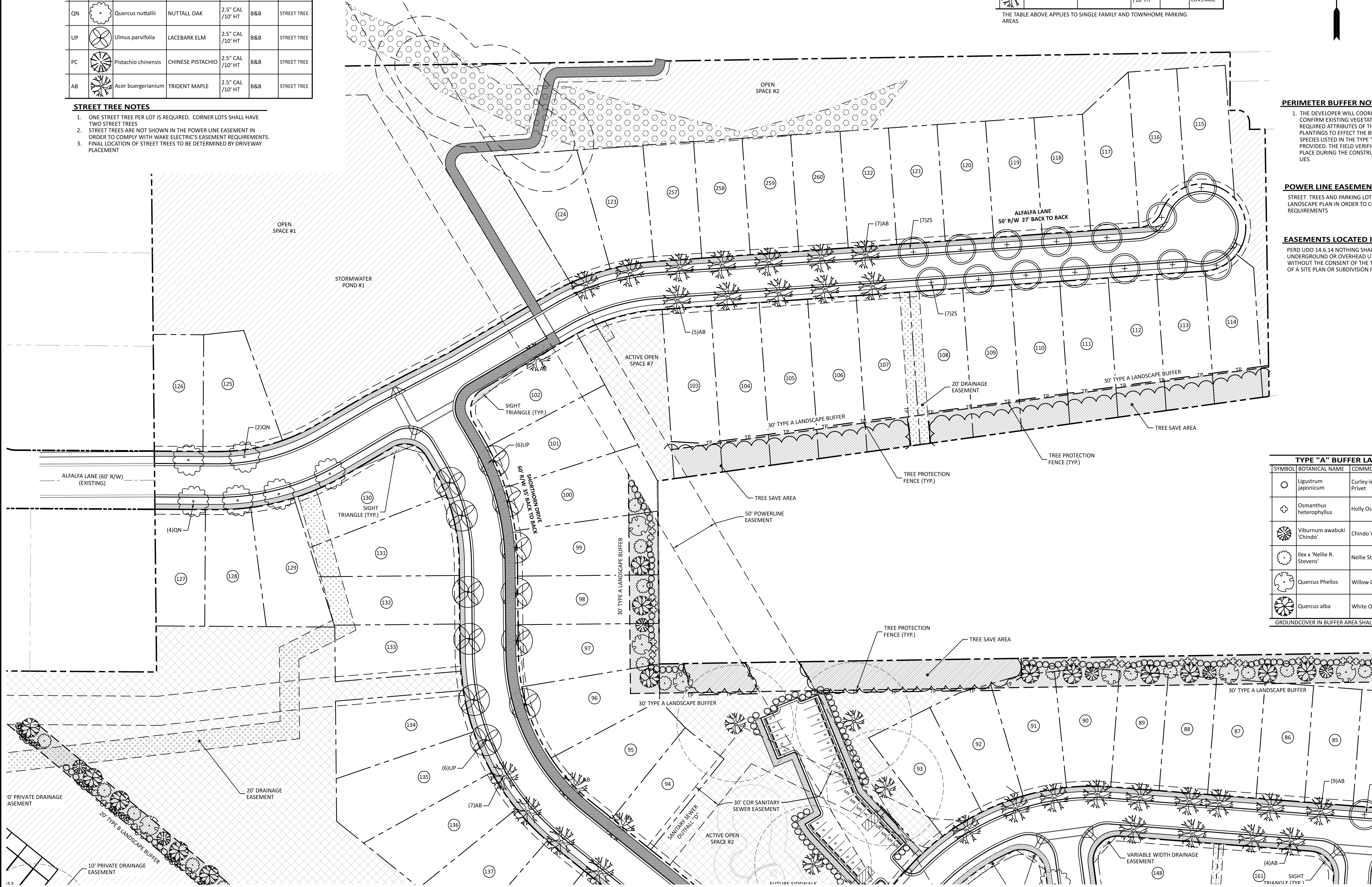
STREET TREE LANDSCAPE PLANT LIST						
KEY	SYMBOL	BOTANICAL NAME	COMMON NAME	SIZE	ROOT	TYPE
ZS		Zelkova serrata	JAPANESE ZELKOVA	2.5" CAL /10' HT	B&B	STREET TREE
QN		Quercus nuttallii	NUTTALL OAK	2.5" CAL /10' HT	B&B	STREET TREE
UP		Ulmus parvifolia	LACEBARK ELM	2.5" CAL /10' HT	B&B	STREET TREE
PC		Pistachio chinensis	CHINESE PISTACHIO	2.5" CAL /10' HT	B&B	STREET TREE
AB		Acer buergerianum	TRIDENT MAPLE	2.5" CAL /10' HT	B&B	STREET TREE

STREET TREE NOTES

- ONE STREET TREE PER LOT IS REQUIRED. CORNER LOTS SHALL HAVE TWO STREET TREES.
- STREET TREES ARE NOT SHOWN IN THE POWER LINE EASEMENT IN ORDER TO COMPLY WITH WAKE ELECTRIC'S EASEMENT REQUIREMENTS.
- FINAL LOCATION OF STREET TREES TO BE DETERMINED BY DRIVEWAY PLACEMENT.

LANDSCAPE PLANT LIST - ALL PARKING AREAS ON SITE					
SYMBOL	BOTANICAL NAME	COMMON NAME	SIZE	ROOT	TYPE
	Ilex cornuta 'Burfordii Nana'	DWARF BURFORD HOLLY	24" HT/ 3 GAL	CONT.	PARKING AREA SCREEN
	Acer buergerianum	TRIDENT MAPLE	2.5" CAL /10' HT	B&B	VIA COVERAGE

THE TABLE ABOVE APPLIES TO SINGLE FAMILY AND TOWNHOME PARKING AREAS



PERIMETER BUFFER NOTE

- THE DEVELOPER WILL COORDINATE A WALK THROUGH WITH THE TOWN TO CONFIRM EXISTING VEGETATION IN DELINEATED BUFFERS MEETS THE REQUIRED ATTRIBUTES OF THE BUFFER TYPE. ANY ADDITIONAL REQUIRED PLANTINGS TO EFFECT THE BUFFER WILL UTILIZE THE PLANT TYPES AND SPECIES LISTED IN THE TYPE "A" & "B" BUFFER LANDSCAPE PLANT LISTS PROVIDED. THE FIELD VERIFICATION OF THE EXISTING VEGETATION WILL TAKE PLACE DURING THE CONSTRUCTION OF THE PHASE IN WHICH THE BUFFER LIES.

POWER LINE EASEMENT

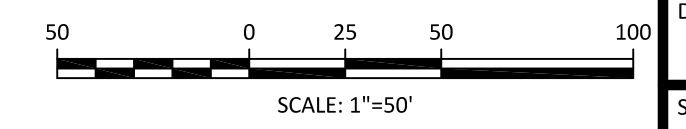
STREET TREES AND PARKING LOT LANDSCAPING ARE NOT INCLUDED IN THE LANDSCAPE PLAN IN ORDER TO COMPLY WITH WAKE ELECTRIC'S EASEMENT REQUIREMENTS

EASEMENTS LOCATED IN BUFFERS

PERD UD0 14.6.14 NOTHING SHALL BE PLANTED OR INSTALLED WITHIN AN UNDERGROUND OR OVERHEAD UTILITY EASEMENT OR A DRAINAGE EASEMENT WITHOUT THE CONSENT OF THE TOWN AND THE EASEMENT HOLDER AT THE TIME OF A SITE PLAN OR SUBDIVISION PLAN APPROVAL.

TYPE "A" BUFFER LANDSCAPE PLANT LIST					
SYMBOL	BOTANICAL NAME	COMMON NAME	SIZE	ROOT	TYPE
	Ligustrum japonicum	Curley-leaf Privet	24" HT/ 3 GAL	CONT.	EVERGREEN SHRUB
	Osmanthus heterophyllus	Holly Osmanthus	24" HT/ 3 GAL	CONT.	EVERGREEN SHRUB
	Viburnum awabaki 'Chindo'	Chindo Viburnum	1.5" CAL/ 8' HT	B&B	LARGE SCREENING SHRUB
	Ilex x 'Nellie R. Stevens'	Nellie Stevens Holly	1.5" CAL/ 8' HT	B&B	LARGE SCREENING SHRUB
	Quercus phellos	Willow Oak	2.5" CAL /10' HT	B&B	CANOPY TREE
	Quercus alba	White Oak	2.5" CAL /10' HT	B&B	CANOPY TREE

GROUNDCOVER IN BUFFER AREA SHALL BE MULCH/PINE STRAW

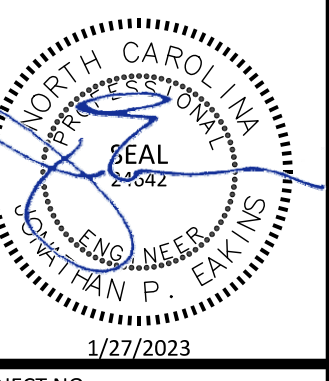


The Nau Company
 Consulting Civil Engineers
 PO Box 810, Rolesville, NC 27571
 919-435-6395
 NCBELS License P-0751

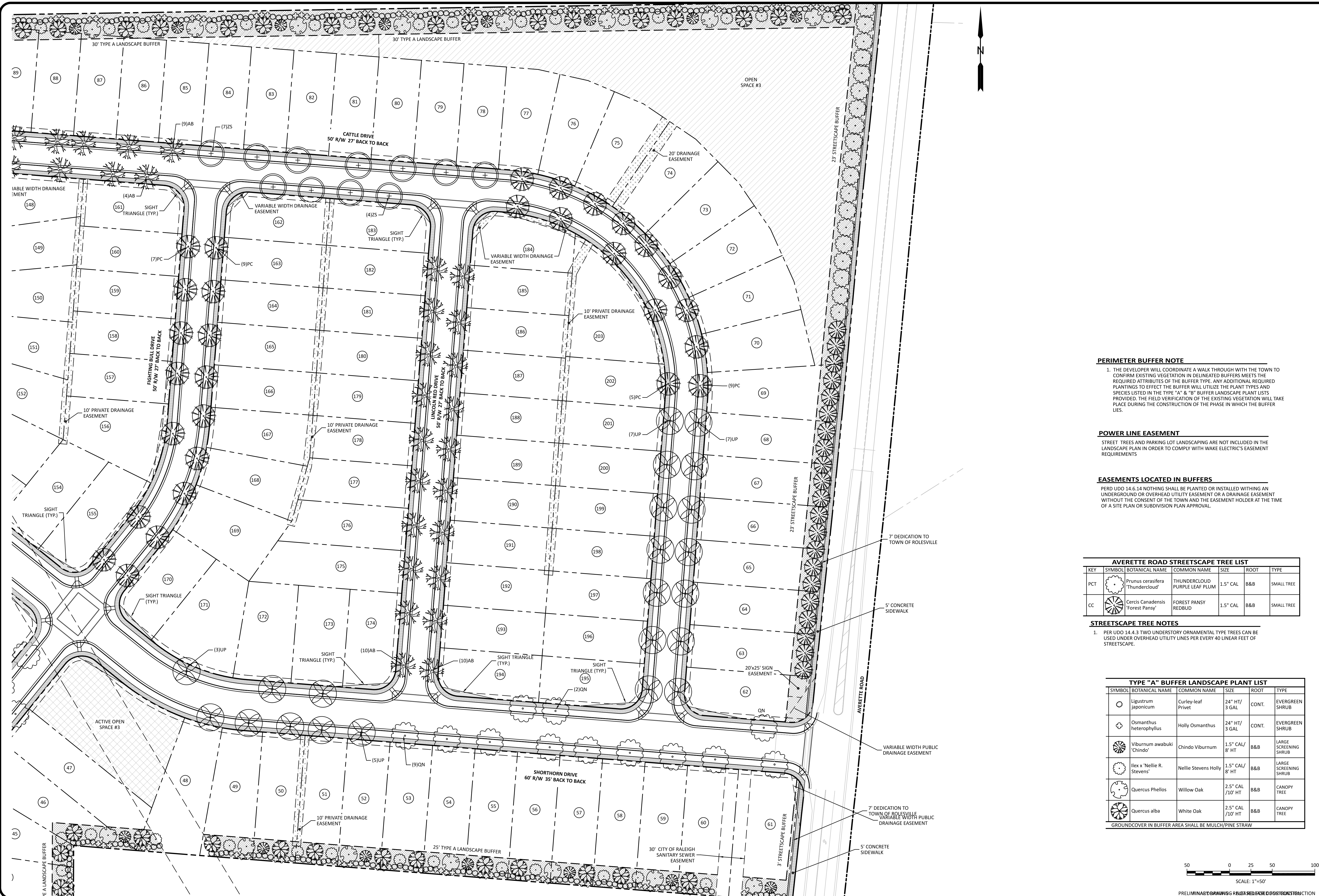
CLIENT:
 PRESERVE AT JONES DAIRY, LLC
 10534 ARNOLD PALMER DRIVE
 RALEIGH, NC 27617 919-491-0761

REVISIONS

PRESERVE AT JONES DAIRY - CENTRAL
 CONSTRUCTION DRAWINGS
 ROLESVILLE, NC
 LANDSCAPE PLAN - NORTH



PROJECT NO: ---
 DESIGN BY: JPE
 DRAWN BY: RSF
 SCALE: 1"=50'
 DATE: 2023-01-27
 SHEET NO: **C7.3**



PERIMETER BUFFER NOTE

1. THE DEVELOPER WILL COORDINATE A WALK THROUGH WITH THE TOWN TO CONFIRM EXISTING VEGETATION IN DELINEATED BUFFERS MEETS THE REQUIRED ATTRIBUTES OF THE BUFFER TYPE. ANY ADDITIONAL REQUIRED PLANTINGS TO EFFECT THE BUFFER WILL UTILIZE THE PLANT TYPES AND SPECIES LISTED IN THE TYPE "A" & "B" BUFFER LANDSCAPE PLANT LISTS PROVIDED. THE FIELD VERIFICATION OF THE EXISTING VEGETATION WILL TAKE PLACE DURING THE CONSTRUCTION OF THE PHASE IN WHICH THE BUFFER LIES.

POWER LINE EASEMENT

STREET TREES AND PARKING LOT LANDSCAPING ARE NOT INCLUDED IN THE LANDSCAPE PLAN IN ORDER TO COMPLY WITH WAKE ELECTRIC'S EASEMENT REQUIREMENTS

EASEMENTS LOCATED IN BUFFERS

PER UDO 14.6.14 NOTHING SHALL BE PLANTED OR INSTALLED WITHIN AN UNDERGROUND OR OVERHEAD UTILITY EASEMENT OR A DRAINAGE EASEMENT WITHOUT THE CONSENT OF THE TOWN AND THE EASEMENT HOLDER AT THE TIME OF A SITE PLAN OR SUBDIVISION PLAN APPROVAL.

AVERETTE ROAD STREETSCAPE TREE LIST

KEY	SYMBOL	BOTANICAL NAME	COMMON NAME	SIZE	ROOT	TYPE
PCT		<i>Prunus cerasifera</i> 'Thundercloud'	THUNDERCLOUD PURPLE LEAF PLUM	1.5" CAL	B&B	SMALL TREE
CC		<i>Cercis canadensis</i> 'Forest Pansy'	FOREST PANSY REDBUD	1.5" CAL	B&B	SMALL TREE

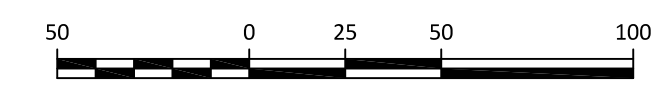
STREETSCAPE TREE NOTES

1. PER UDO 14.4.3 TWO UNDERSTORY ORNAMENTAL TYPE TREES CAN BE USED UNDER OVERHEAD UTILITY LINES PER EVERY 40 LINEAR FEET OF STREETSCAPE.

TYPE "A" BUFFER LANDSCAPE PLANT LIST

SYMBOL	BOTANICAL NAME	COMMON NAME	SIZE	ROOT	TYPE
	<i>Ligustrum japonicum</i>	Curley-leaf Privet	24" HT/ 3 GAL	CONT.	EVERGREEN SHRUB
	<i>Osmanthus heterophyllus</i>	Holly Osmanthus	24" HT/ 3 GAL	CONT.	EVERGREEN SHRUB
	<i>Viburnum awabuki</i> 'Chindo'	Chindo Viburnum	1.5" CAL/ 8' HT	B&B	LARGE SCREENING SHRUB
	<i>Ilex x 'Nellie R. Stevens'</i>	Nellie Stevens Holly	1.5" CAL/ 8' HT	B&B	LARGE SCREENING SHRUB
	<i>Quercus phellos</i>	Willow Oak	2.5" CAL/ 10' HT	B&B	CANOPY TREE
	<i>Quercus alba</i>	White Oak	2.5" CAL/ 10' HT	B&B	CANOPY TREE

GROUND COVER IN BUFFER AREA SHALL BE MULCH/PINE STRAW




The Nau Company
Consulting Civil Engineers
PO Box 810, Rolesville, NC 27571
919-435-6395
NCBELS License P-0751

CLIENT:
PRESERVE AT JONES DAIRY, LLC
10534 ARNOLD PALMER DRIVE
RALEIGH, NC 27617 919-491-0761

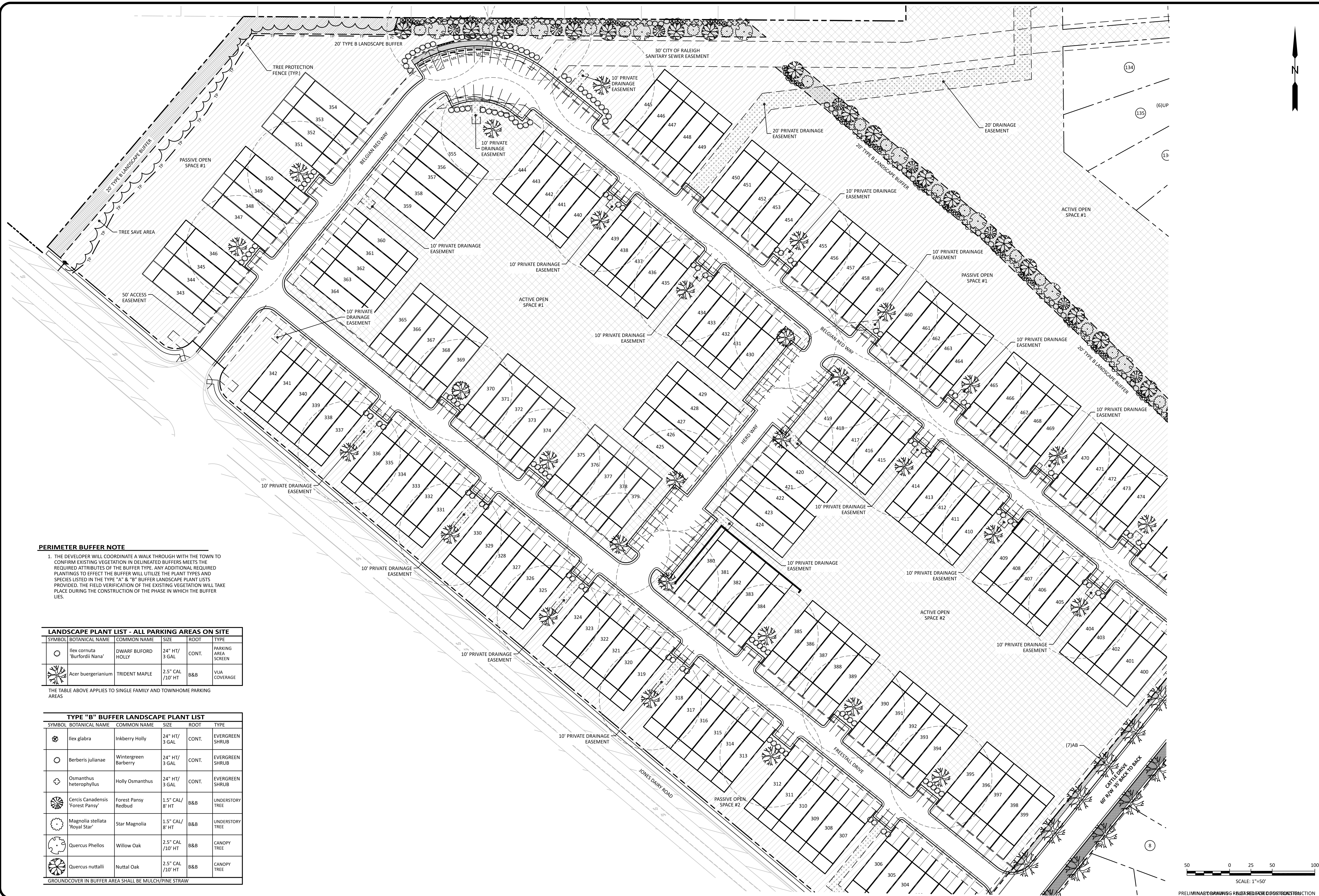
REVISIONS

NO.	DATE	DESCRIPTION

PRESERVE AT JONES DAIRY - CENTRAL
CONSTRUCTION DRAWINGS
ROLESVILLE, NC
LANDSCAPE PLAN - EAST



PROJECT NO: ---
DESIGN BY: JPE
DRAWN BY: RSF
SCALE: 1"=50'
DATE: 2023-01-27
SHEET NO: C7.4



PERIMETER BUFFER NOTE

1. THE DEVELOPER WILL COORDINATE A WALK THROUGH WITH THE TOWN TO CONFIRM EXISTING VEGETATION IN DELINEATED BUFFERS MEETS THE REQUIRED ATTRIBUTES OF THE BUFFER TYPE. ANY ADDITIONAL REQUIRED PLANTINGS TO EFFECT THE BUFFER WILL UTILIZE THE PLANT TYPES AND SPECIES LISTED IN THE TYPE "A" & "B" BUFFER LANDSCAPE PLANT LISTS PROVIDED. THE FIELD VERIFICATION OF THE EXISTING VEGETATION WILL TAKE PLACE DURING THE CONSTRUCTION OF THE PHASE IN WHICH THE BUFFER LIES.

LANDSCAPE PLANT LIST - ALL PARKING AREAS ON SITE

SYMBOL	BOTANICAL NAME	COMMON NAME	SIZE	ROOT	TYPE
	<i>Ilex cornuta</i> 'Burfordii Nana'	DWARF BUFORD HOLLY	24" HT/ 3 GAL	CONT.	PARKING AREA SCREEN
	<i>Acer buergerianum</i>	TRIDENT MAPLE	2.5" CAL /10' HT	B&B	VUA COVERAGE

THE TABLE ABOVE APPLIES TO SINGLE FAMILY AND TOWNHOME PARKING AREAS

TYPE "B" BUFFER LANDSCAPE PLANT LIST

SYMBOL	BOTANICAL NAME	COMMON NAME	SIZE	ROOT	TYPE
	<i>Ilex glabra</i>	Inkberry Holly	24" HT/ 3 GAL	CONT.	EVERGREEN SHRUB
	<i>Berberis julianae</i>	Wintergreen Barberry	24" HT/ 3 GAL	CONT.	EVERGREEN SHRUB
	<i>Osmanthus heterophyllus</i>	Holly Osmanthus	24" HT/ 3 GAL	CONT.	EVERGREEN SHRUB
	<i>Cercis Canadensis</i> 'Forest Pansy'	Forest Pansy Redbud	1.5" CAL/ 8' HT	B&B	UNDERSTORY TREE
	<i>Magnolia stellata</i> 'Royal Star'	Star Magnolia	1.5" CAL/ 8' HT	B&B	UNDERSTORY TREE
	<i>Quercus Phellos</i>	Willow Oak	2.5" CAL /10' HT	B&B	CANOPY TREE
	<i>Quercus nuttalli</i>	Nuttall Oak	2.5" CAL /10' HT	B&B	CANOPY TREE

GROUND COVER IN BUFFER AREA SHALL BE MULCH/PINE STRAW

The Nau Company
Consulting Civil Engineers
PO Box 810, Rolesville, NC 27571
919-435-6395
NCBELS License P-0751


CLIENT:
PRESERVE AT JONES DAIRY, LLC
10534 ARNOLD PALMER DRIVE
RALEIGH, NC 27617 919-491-0761

REVISIONS	DATE	DESCRIPTION

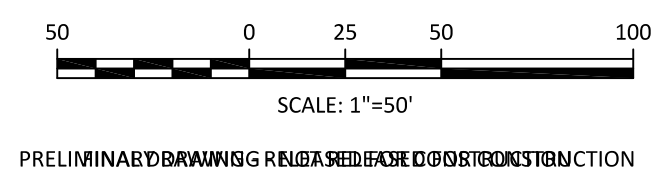
**PRESERVE AT JONES DAIRY - CENTRAL
CONSTRUCTION DRAWINGS**

ROLESVILLE, NC

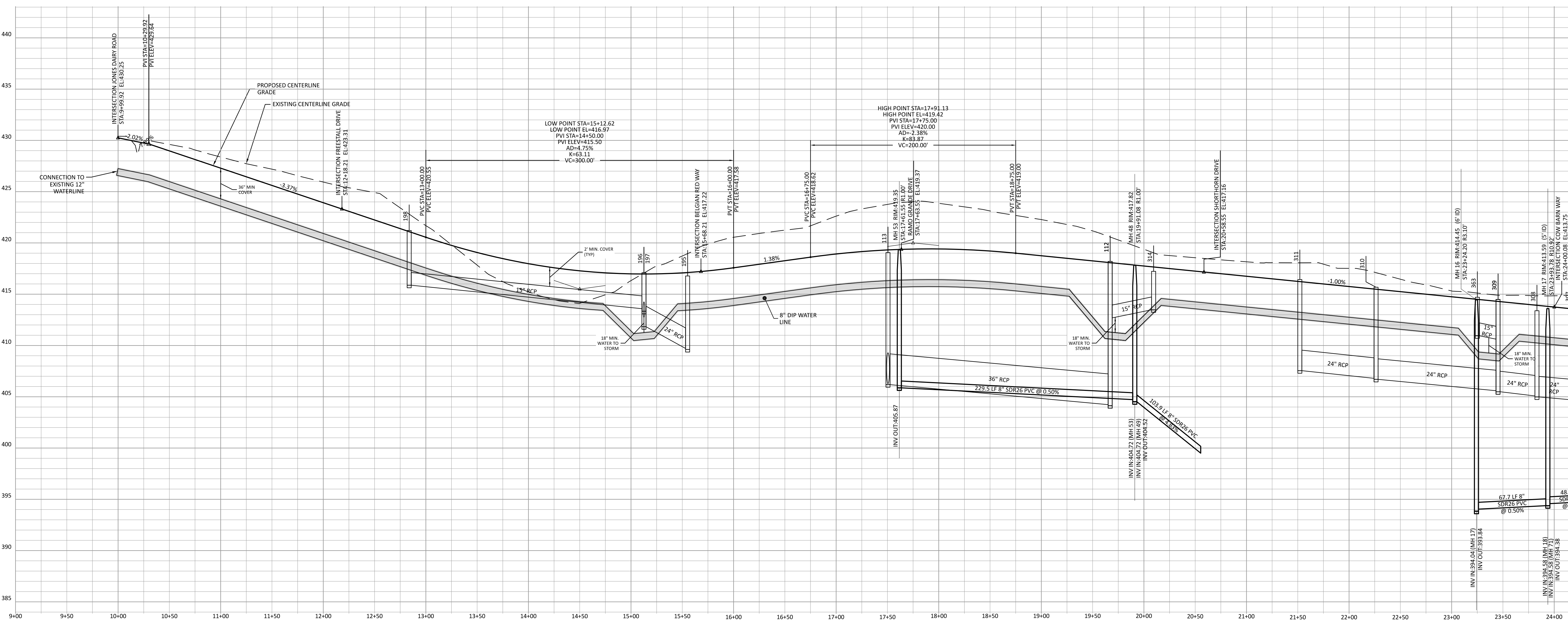
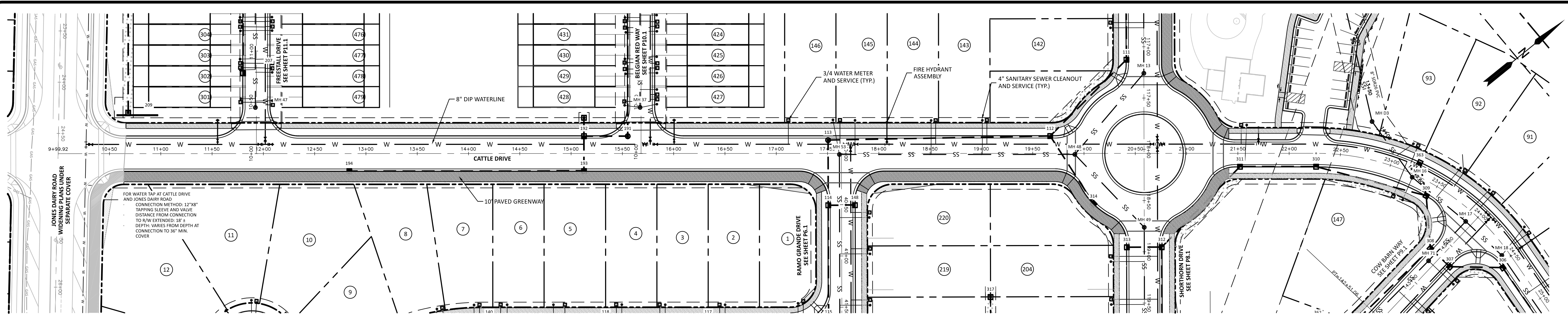
LANDSCAPE PLAN - WEST



PROJECT NO: ---
DESIGN BY: JPE
DRAWN BY: RSF
SCALE: 1"=50'
DATE: 2023-01-27
SHEET NO: **C7.5**



PRELIMINARY DRAWING - FOR REFERENCE ONLY - NOT FOR CONSTRUCTION



SITE PERMITTING APPROVAL
 Water and Sewer Permits (if Applicable)

The City of Raleigh consents to the connection and extension of the City's Public Sewer System as shown on this plan. The material and construction methods used for this project shall conform to the standards and specifications of the City's Public Utilities Handbook, City of Raleigh Public Utilities Department Permit # **W-5100**.

The City of Raleigh consents to the connection and extension of the City's Public Water System as shown on this plan. The material and construction methods used for this project shall conform to the standards and specifications of the City's Public Utilities Handbook, City of Raleigh Public Utilities Department Permit # **W-4015**.

CITY OF RALEIGH - PLANS AUTHORIZED FOR CONSTRUCTION

Electronic Approval: This approval is being issued electronically. This approval is valid only upon the signature of a City of Raleigh Review Officer Below. The City will retain a copy of the approved plans. Any work authorized by this approval must proceed in accordance with the plans kept on file with the City. This electronic approval may not be edited once issued. Any modification to this approval once issued will invalidate this approval.

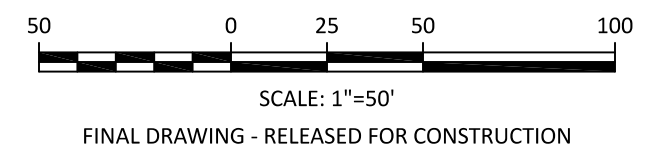
City of Raleigh Development Approval
 Raleigh Water Review Officer

ATTENTION CONTRACTORS

THE CONSTRUCTION CONTRACTOR RESPONSIBLE FOR THE EXTENSION OF WATER, SEWER AND/OR REUSE, AS APPROVED IN THESE PLANS, IS RESPONSIBLE FOR CONTACTING THE PUBLIC UTILITIES DEPARTMENT AT 919-996-4540 AT LEAST 24 HOURS PRIOR TO BEGINNING ANY OF THEIR CONSTRUCTION.

FAILURE TO NOTIFY BOTH CITY DEPARTMENTS IN ADVANCE OF BEGINNING CONSTRUCTION WILL RESULT IN THE ISSUANCE OF MONETARY FINES, AND REQUIRE REINSTALLATION OF ANY WATER OR SEWER FACILITIES NOT INSPECTED AS A RESULT OF THIS NOTIFICATION FAILURE.

FAILURE TO CALL FOR INSPECTION, INSTALL A DOWNSTREAM PLUG, HAVE PERMITTED PLANS ON THE JOBITE, OR ANY OTHER VIOLATION OF CITY OF RALEIGH STANDARDS WILL RESULT IN A FINE AND POSSIBLE EXCLUSION FROM FUTURE WORK IN THE CITY OF RALEIGH.



The Nau Company
 Consulting Civil Engineers
 PO Box 810, Rolesville, NC 27571
 919-435-6395
 NCBELS License P-0751


CLIENT:
 PRESERVE AT JONES DAIRY, LLC
 10534 ARNOLD PALMER DRIVE
 RALEIGH, NC 27617 919-491-0761

REVISIONS	REVISIONS PER DOT COMMENTS FOR WATER LINE CONNECTIONS
1	2023-03-17
2	2023-03-23
3	2023-03-24
4	2023-03-28
5	2023-05-03

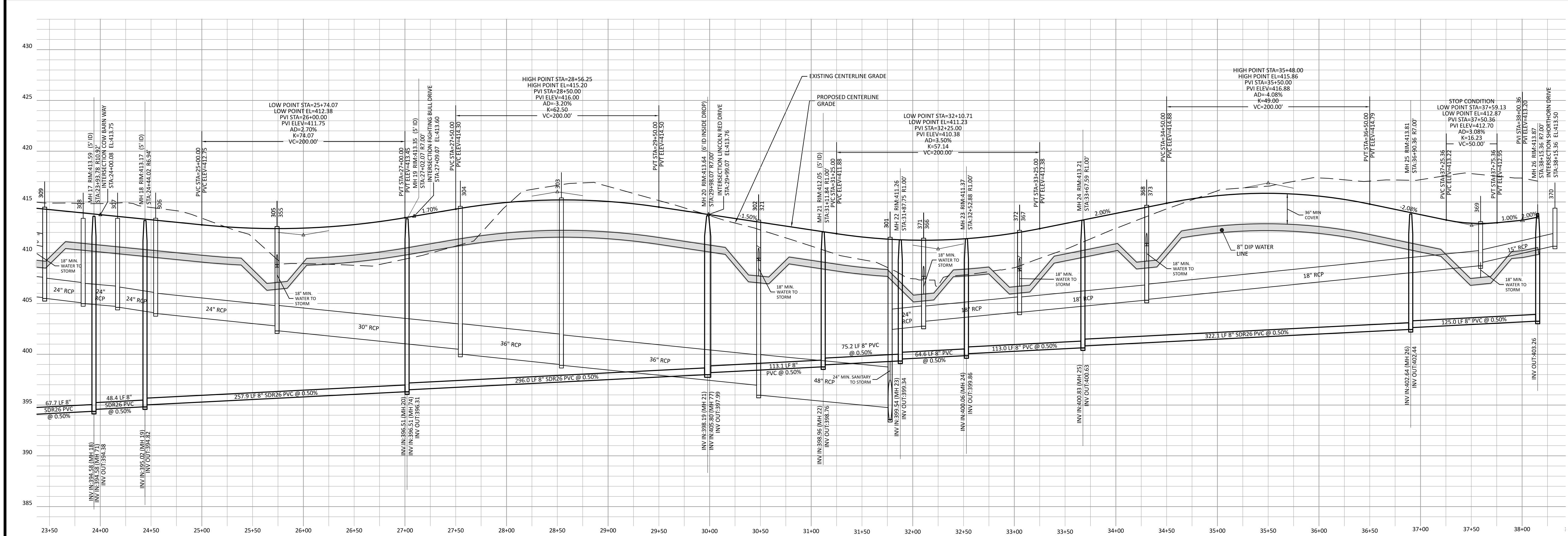
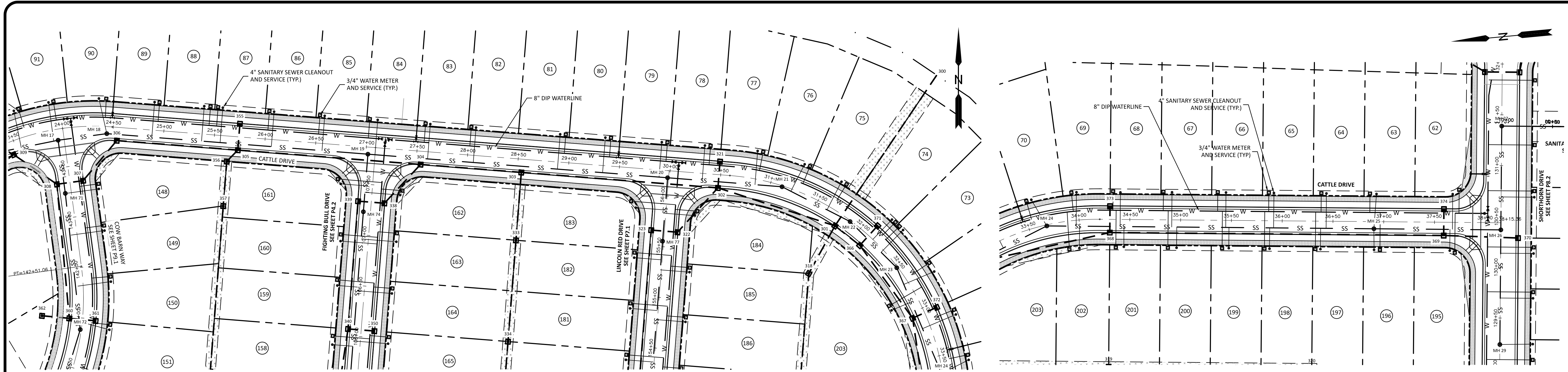
PRESERVE AT JONES DAIRY - CENTRAL CONSTRUCTION DRAWINGS

ROLESVILLE, NC

CATTLE DRIVE PLAN AND PROFILE



PROJECT NO:	---
DESIGN BY:	JPE
DRAWN BY:	RSF
SCALE:	1"=50'
DATE:	2023-01-27
SHEET NO:	P1.1



SITE PERMITTING APPROVAL
 Water and Sewer Permits (if Applicable)

The City of Raleigh consents to the connection and extension of the City's Public Sewer System as shown on this plan. The material and construction methods used for this project shall conform to the standards and specifications of the City's Public Utilities Handbook. City of Raleigh Public Utilities Department Permit # **W-5110**.

The City of Raleigh consents to the connection and extension of the City's Public Water System as shown on this plan. The material and construction methods used for this project shall conform to the standards and specifications of the City's Public Utilities Handbook. City of Raleigh Public Utilities Department Permit # **W-4015**.

CITY OF RALEIGH - PLANS AUTHORIZED FOR CONSTRUCTION

Electronic Approval: This approval is being issued electronically. This approval is valid only upon the signature of a City of Raleigh Review Officer Below. The City will retain a copy of the approval plans. Any work authorized by this approval must proceed in accordance with the plans kept on file with the City. This electronic approval may not be edited once issued. Any modification to this approval once issued will invalidate this approval.

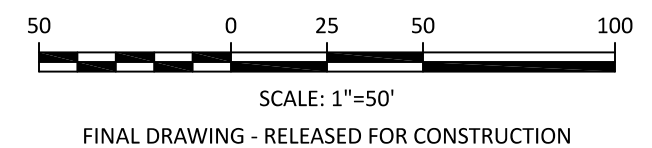
City of Raleigh Development Approval
 Raleigh Water Review Officer

ATTENTION CONTRACTORS

THE CONSTRUCTION CONTRACTOR RESPONSIBLE FOR THE EXTENSION OF WATER, SEWER AND/OR REUSE, AS APPROVED IN THESE PLANS, IS RESPONSIBLE FOR CONTACTING THE PUBLIC UTILITIES DEPARTMENT AT 919-996-4540 AT LEAST 24 HOURS PRIOR TO BEGINNING ANY OF THEIR CONSTRUCTION.

FAILURE TO NOTIFY BOTH CITY DEPARTMENTS IN ADVANCE OF BEGINNING CONSTRUCTION WILL RESULT IN THE ISSUANCE OF MONETARY FINES, AND REQUIRE REINSTALLATION OF ANY WATER OR SEWER FACILITIES NOT INSPECTED AS A RESULT OF THIS NOTIFICATION FAILURE.

FAILURE TO CALL FOR INSPECTION, INSTALL A DOWNSTREAM PLUG, HAVE PERMITTED PLANS ON THE JOB SITE, OR ANY OTHER VIOLATION OF CITY OF RALEIGH STANDARDS WILL RESULT IN A FINE AND POSSIBLE EXCLUSION FROM FUTURE WORK IN THE CITY OF RALEIGH.



The Nau Company
 Consulting Civil Engineers
 PO Box 810, Raleigh, NC 27571
 919-435-6395
 NCBELS License P-0751

CLIENT:


PRESERVE AT JONES DAIRY, LLC
 10534 ARNOLD PALMER DRIVE
 RALEIGH, NC 27617 919-491-0761

NO.	DATE	DESCRIPTION


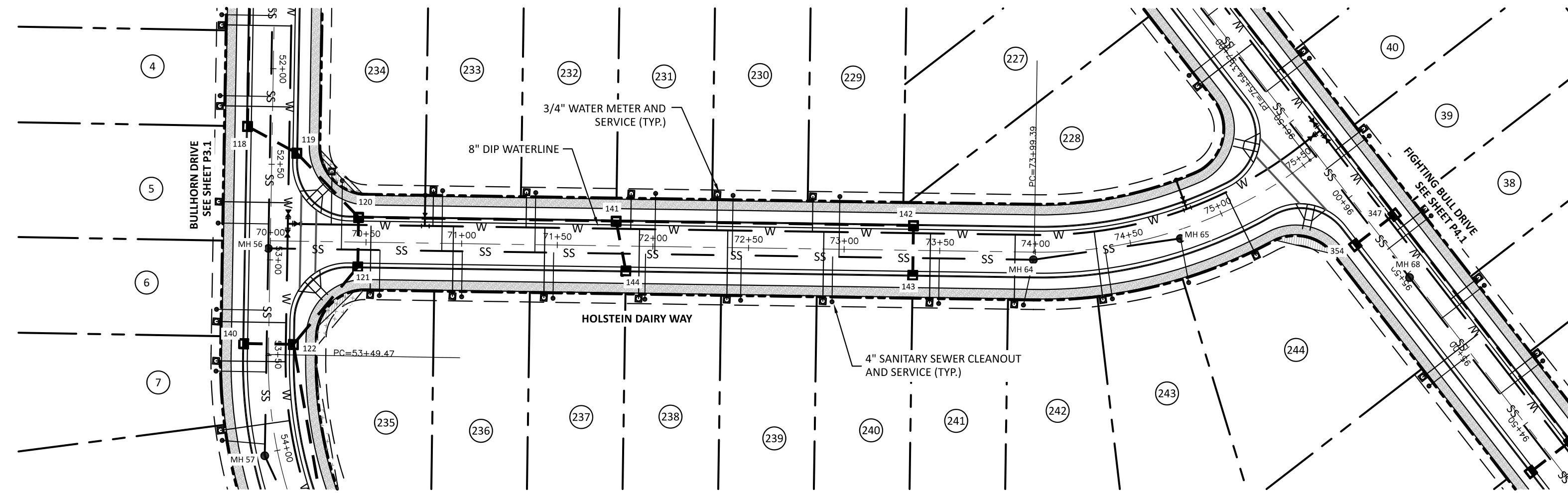
PRESERVE AT JONES DAIRY - CENTRAL CONSTRUCTION DRAWINGS

ROLESVILLE, NC

CATTLE DRIVE PLAN AND PROFILE



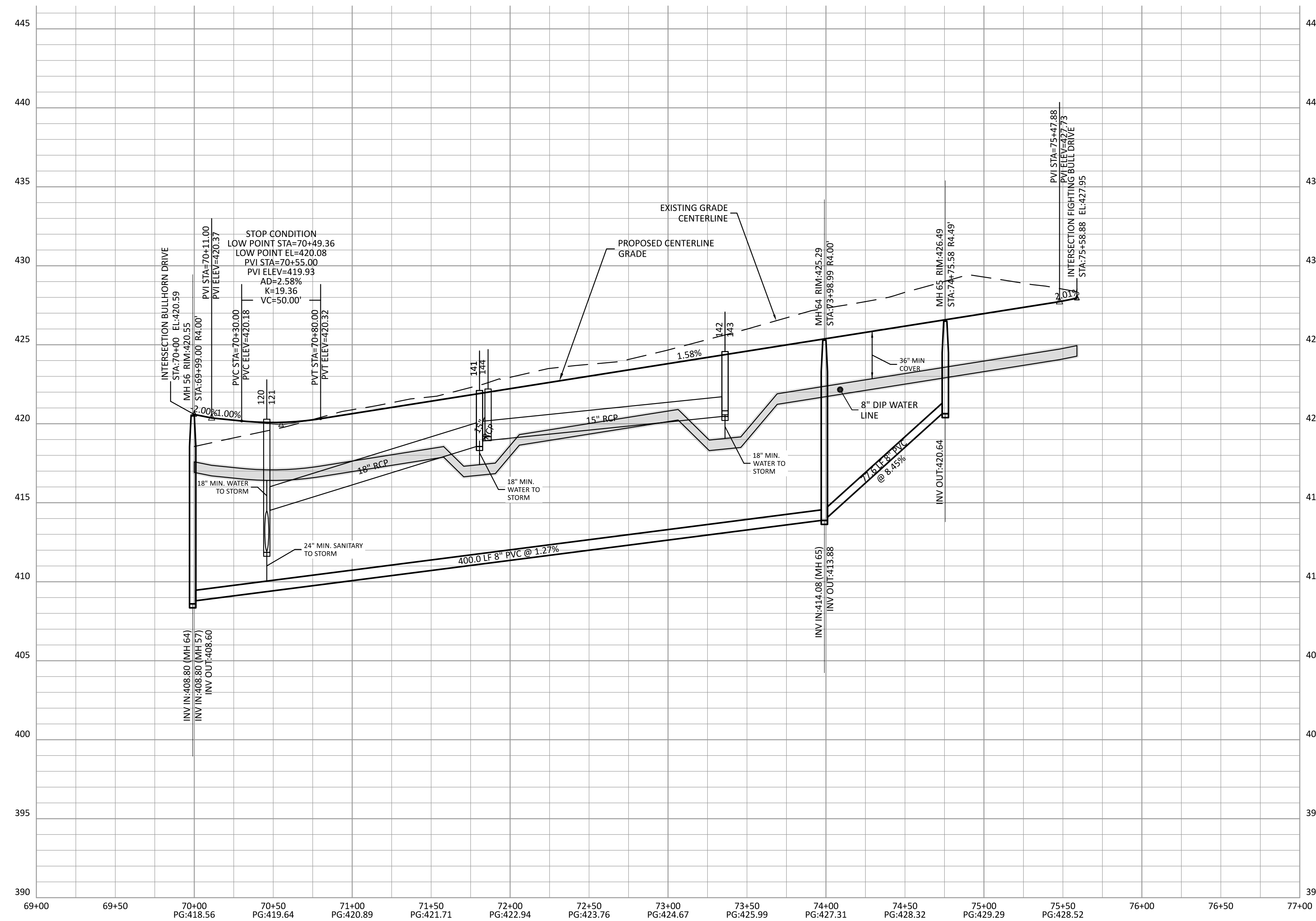
PROJECT NO:	...
DESIGN BY:	JPE
DRAWN BY:	RSF
SCALE:	1"=50'
DATE:	2023-01-27
SHEET NO:	P1.2



The Nau Company
 Consulting Civil Engineers
 PO Box 810, Rolesville, NC 27571
 919-435-6395
 NCBELS License P-0751

CLIENT:
 PRESERVE AT JONES DAIRY, LLC
 10534 ARNOLD PALMER DRIVE
 RALEIGH, NC 27617 919-491-0761


REVISIONS	DATE	DESCRIPTION



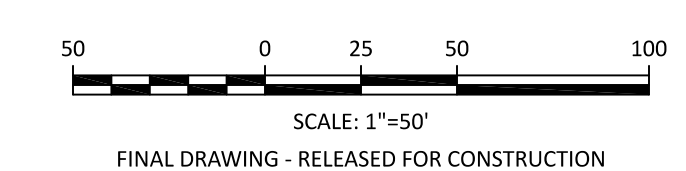
ATTENTION CONTRACTORS
 THE CONSTRUCTION CONTRACTOR RESPONSIBLE FOR THE EXTENSION OF WATER, SEWER AND/OR REUSE, AS APPROVED IN THESE PLANS, IS RESPONSIBLE FOR CONTACTING THE PUBLIC UTILITIES DEPARTMENT AT 919-286-4540 AT LEAST 24 HOURS PRIOR TO BEGINNING ANY OF THEIR CONSTRUCTION.
 FAILURE TO NOTIFY BOTH CITY DEPARTMENTS IN ADVANCE OF BEGINNING CONSTRUCTION WILL RESULT IN THE ISSUANCE OF MONETARY FINES, AND REQUIRE REINSTALLATION OF ANY WATER OR SEWER FACILITIES NOT INSPECTED AS A RESULT OF THIS NOTIFICATION FAILURE.
 FAILURE TO CALL FOR INSPECTION, INSTALL A DOWNSTREAM PLUG, HAVE PERMITTED PLANS ON THE JOBSITE, OR ANY OTHER VIOLATION OF CITY OF RALEIGH STANDARDS WILL RESULT IN A FINE AND POSSIBLE EXCLUSION FROM FUTURE WORK IN THE CITY OF RALEIGH.

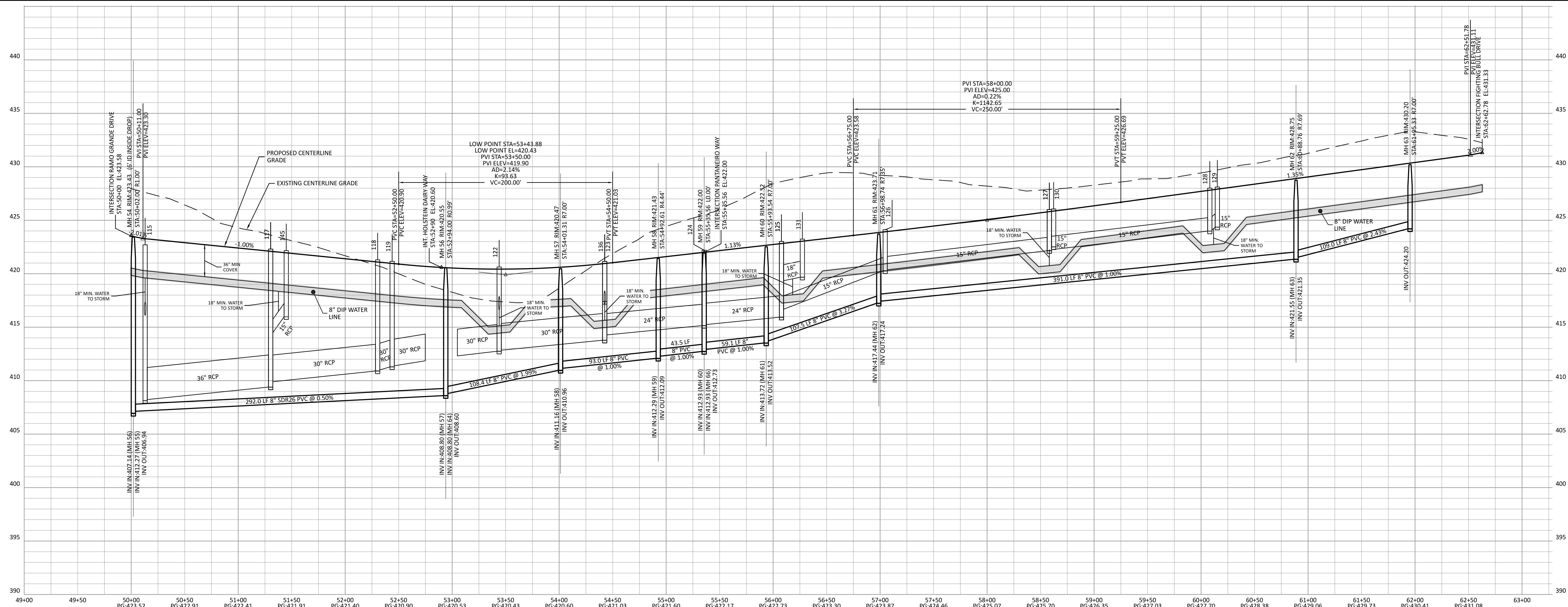
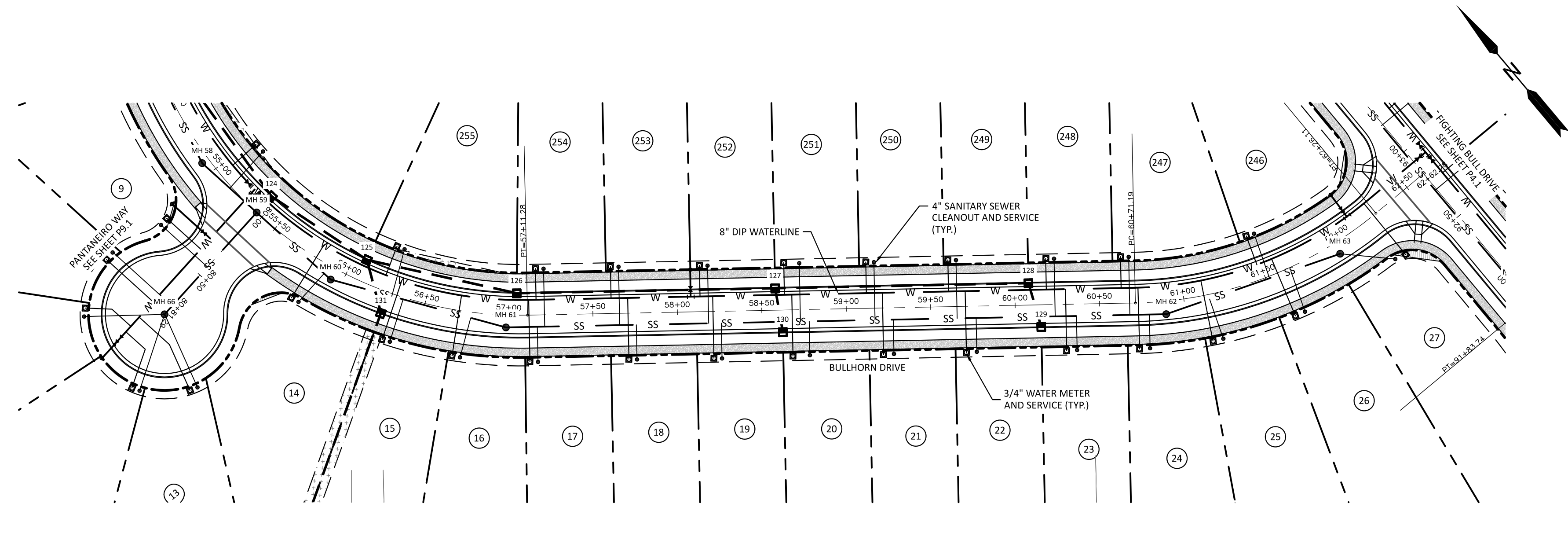
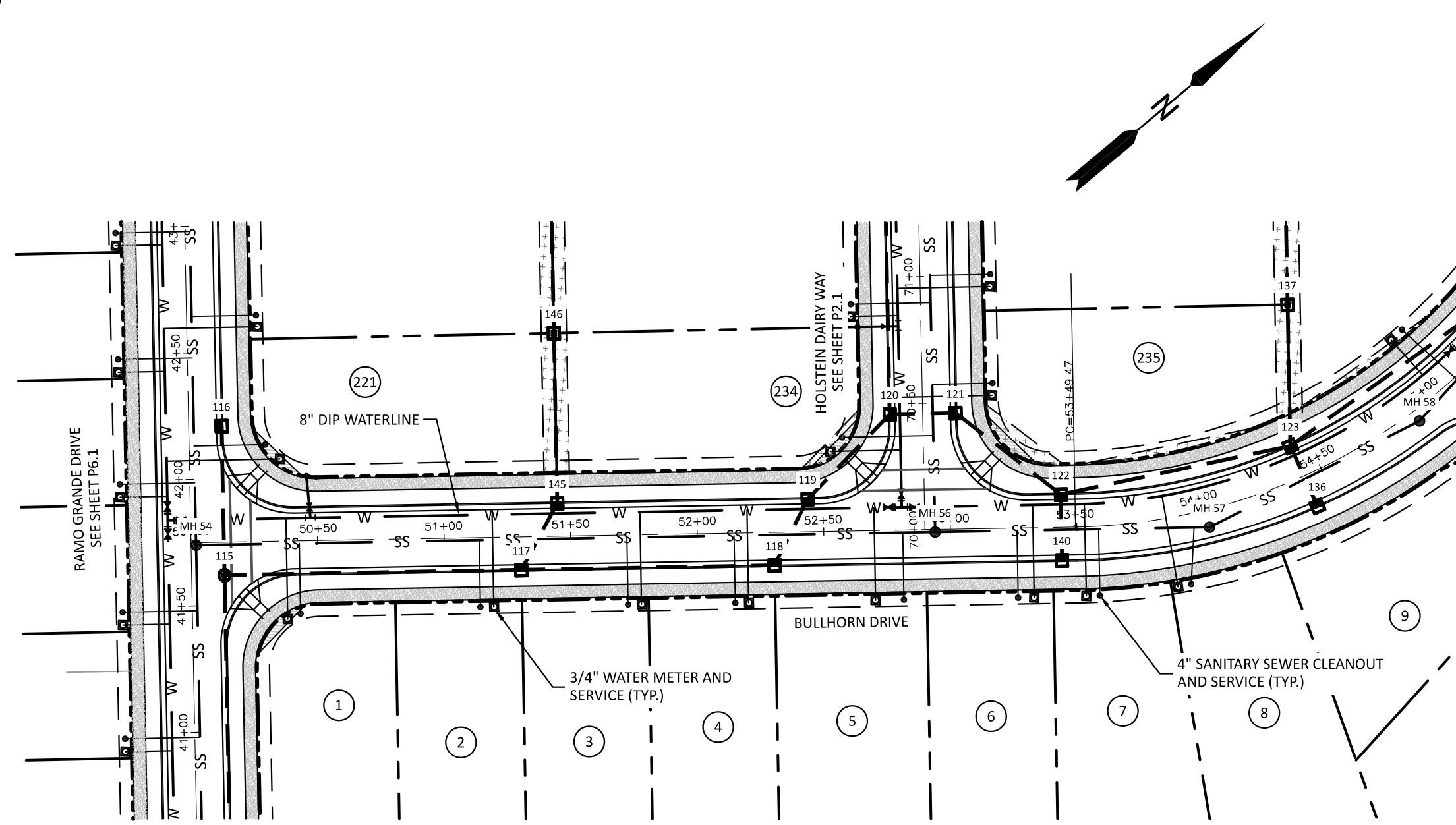
SITE PERMITTING APPROVAL
 Water and Sewer Permits (if Applicable)
 The City of Raleigh consents to the connection and extension of the City's Public Sewer System as shown on this plan. The material and construction methods used for this project shall conform to the standards and specifications of the City's Public Utilities Handbook, City of Raleigh Public Utilities Department Permit # **S-5100**.
 The City of Raleigh consents to the connection and extension of the City's Public Water System as shown on this plan. The material and construction methods used for this project shall conform to the standards and specifications of the City's Public Utilities Handbook, City of Raleigh Public Utilities Department Permit # **W-4015**.
CITY OF RALEIGH - PLANS AUTHORIZED FOR CONSTRUCTION
 Electronic Approval: This approval is being issued electronically. This approval is valid only upon the signature of a City of Raleigh Review Officer Below. The City will retain a copy of the approved plans. Any work authorized by this approval must proceed in accordance with the plans kept on file with the City. This electronic approval may not be edited once issued. Any modification to this approval once issued will invalidate this approval.
 City of Raleigh Development Approval: _____
 Raleigh Water Review Officer

PRESERVE AT JONES DAIRY - CENTRAL
 CONSTRUCTION DRAWINGS
 ROLESVILLE, NC
 HOLSTEIN DAIRY WAY PLAN AND PROFILE



PROJECT NO: ---
 DESIGN BY: JPE
 DRAWN BY: RSF
 SCALE: 1"=50'
 DATE: 2023-01-27
 SHEET NO: **P2.1**





SITE PERMITTING APPROVAL
Water and Sewer Permits (if Applicable)

The City of Raleigh consents to the connection and extension of the City's Public Sewer System as shown on this plan. The material and construction methods used for this project shall conform to the standards and specifications of the City's Public Utilities Handbook, City of Raleigh Public Utilities Department Permit # **5-5100**.

The City of Raleigh consents to the connection and extension of the City's Public Water System as shown on this plan. The material and construction methods used for this project shall conform to the standards and specifications of the City's Public Utilities Handbook, City of Raleigh Public Utilities Department Permit # **W-4015**.

CITY OF RALEIGH - PLANS AUTHORIZED FOR CONSTRUCTION

Electronic Approval: This approval is being issued electronically. This approval is valid only upon the signature of a City of Raleigh Review Officer Below. The City will retain a copy of the approval plans. Any work authorized by this approval must proceed in accordance with the plans kept on file with the City. This electronic approval may not be edited once issued. Any modification to this approval once issued will invalidate this approval.

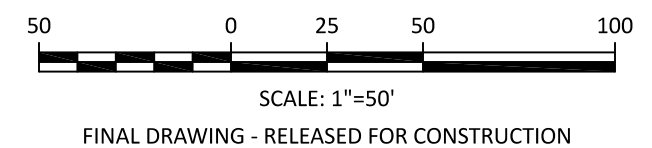
City of Raleigh Development Approval
Raleigh Water Review Officer

ATTENTION CONTRACTORS

THE CONSTRUCTION CONTRACTOR RESPONSIBLE FOR THE EXTENSION OF WATER, SEWER AND/OR REUSE, AS APPROVED IN THESE PLANS, IS RESPONSIBLE FOR CONTACTING THE PUBLIC UTILITIES DEPARTMENT AT 919-996-4540 AT LEAST 24 HOURS PRIOR TO BEGINNING ANY OF THEIR CONSTRUCTION.

FAILURE TO NOTIFY BOTH CITY DEPARTMENTS IN ADVANCE OF BEGINNING CONSTRUCTION WILL RESULT IN THE ISSUANCE OF MONETARY FINES, AND REQUIRE REINSTALLATION OF ANY WATER OR SEWER FACILITIES NOT INSPECTED AS A RESULT OF THIS NOTIFICATION FAILURE.

FAILURE TO CALL FOR INSPECTION, INSTALL A DOWNSTEAM PLUG, HAVE PERMITTED PLANS ON THE JOB SITE, OR ANY OTHER VIOLATION OF CITY OF RALEIGH STANDARDS WILL RESULT IN A FINE AND POSSIBLE EXCLUSION FROM FUTURE WORK IN THE CITY OF RALEIGH.



The Nau Company
Consulting Civil Engineers
PO Box 810, Rolesville, NC 27571
919-435-6395
NCBELS License P-0751


CLIENT:
PRESERVE AT JONES DAIRY, LLC
10534 ARNOLD PALMER DRIVE
RALEIGH, NC 27617 919-491-0761

NO.	REVISIONS

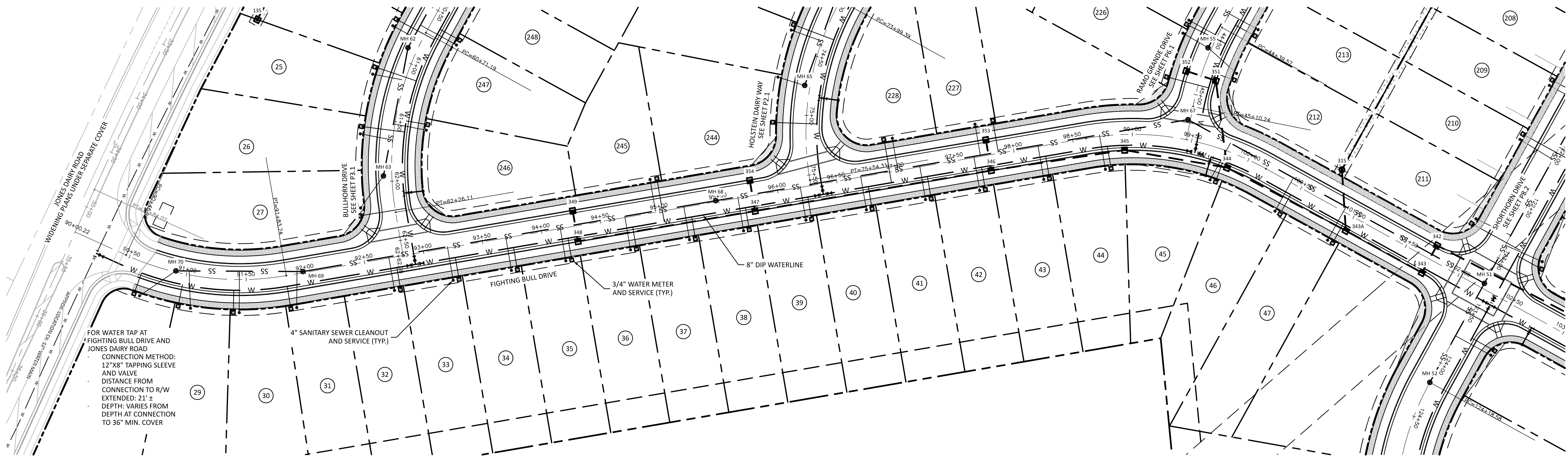
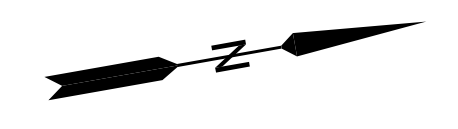
PRESERVE AT JONES DAIRY - CENTRAL CONSTRUCTION DRAWINGS

ROLESVILLE, NC

BULLHORN DRIVE PLAN AND PROFILE



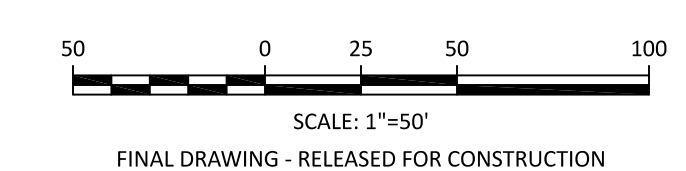
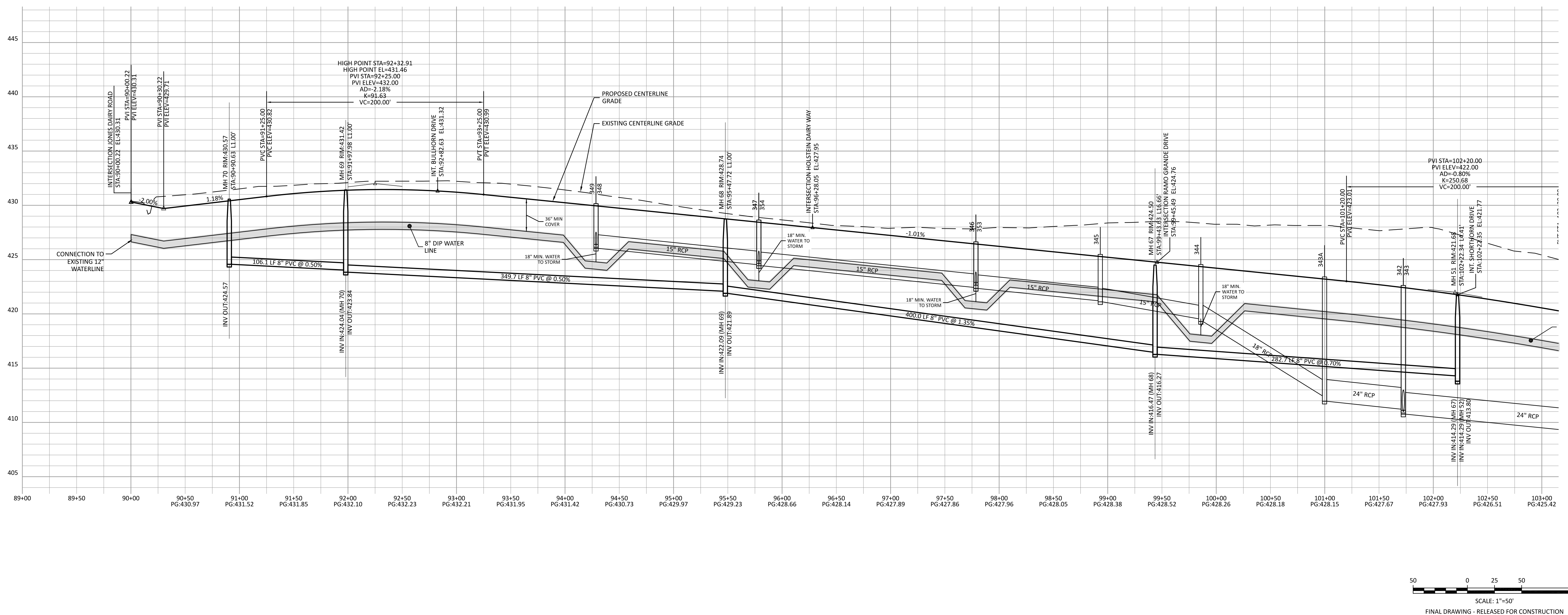
PROJECT NO:	---
DESIGN BY:	JPE
DRAWN BY:	RSF
SCALE:	1"=50'
DATE:	2023-01-27
SHEET NO:	P3.1




ATTENTION CONTRACTORS
 THE CONSTRUCTION CONTRACTOR RESPONSIBLE FOR THE EXTENSION OF WATER, SEWER AND/OR REUSE, AS APPROVED IN THESE PLANS, IS RESPONSIBLE FOR CONTACTING THE PUBLIC UTILITIES DEPARTMENT AT 919-996-4540 AT LEAST 24 HOURS PRIOR TO BEGINNING ANY OF THEIR CONSTRUCTION.
 FAILURE TO NOTIFY BOTH CITY DEPARTMENTS IN ADVANCE OF BEGINNING CONSTRUCTION WILL RESULT IN THE ISSUANCE OF MONETARY FINES, AND REQUIRE REINSTALLATION OF ANY WATER OR SEWER FACILITIES NOT INSPECTED AS A RESULT OF THIS NOTIFICATION FAILURE.
 FAILURE TO CALL FOR INSPECTION, INSTALL A DOWNSTREAM PLUG, HAVE PERMITTED PLANS ON THE WEBSITE, OR ANY OTHER VIOLATION OF CITY OF RALEIGH STANDARDS WILL RESULT IN A FINE AND POSSIBLE EXCLUSION FROM FUTURE WORK IN THE CITY OF RALEIGH.

SITE PERMITTING APPROVAL
Water and Sewer Permits (if Applicable)
 The City of Raleigh consents to the connection and extension of the City's Public Sewer System as shown on this plan. The material and construction methods used for this project shall conform to the standards and specifications of the City's Public Utilities Handbook. City of Raleigh Public Utilities Department Permit # **W-2023-0018**.
 The City of Raleigh consents to the connection and extension of the City's Public Water System as shown on this plan. The material and construction methods used for this project shall conform to the standards and specifications of the City's Public Utilities Handbook. City of Raleigh Public Utilities Department Permit # **W-2023-0018**.
CITY OF RALEIGH - PLANS AUTHORIZED FOR CONSTRUCTION
 Electronic Approval: This approval is being issued electronically. This approval is valid only upon the signature of a City of Raleigh Review Officer Below. The City will retain a copy of the approved plans. Any work authorized by this approval must proceed in accordance with the plans kept on file with the City. This electronic approval may not be edited once issued. Any modification to this approval once issued will invalidate this approval.
 City of Raleigh Development Approval: _____
 Raleigh Water Review Officer: _____

NO.	REVISIONS
1	2023-03-17 REVISIONS PER DOT COMMENTS FOR WATER LINE CONNECTIONS
2	2023-03-23 TOWARDS STATION IN EARLY WORKS OF 919-300-2310 TO ROW
3	2023-03-24 TOWARDS FIGHTING BULL DRIVE
4	2023-03-24 REVISED PHASE LINES
5	2023-05-28 REVISED STORM PIPE DATA FROM STORM STRUCTURES TO 100% (REVISED POND GRADING AND REVISIONS PER TOWN REVIEW COMMENTS FOR STORM PIPE)




PRESERVE AT JONES DAIRY - CENTRAL CONSTRUCTION DRAWINGS
FIGHTING BULL DRIVE PLAN AND PROFILE
 ROLESVILLE, NC



PROJECT NO:	---
DESIGN BY:	JPE
DRAWN BY:	RSF
SCALE:	1"=50'
DATE:	2023-01-27
SHEET NO:	P4.1

NO.	DATE	REVISIONS (SEE COMMENTS FOR WATER LINE CONNECTIONS)
1	2024-03-17	ISSUED PERmits FOR WATER LINE CONNECTIONS
2	2023-03-23	ISSUED PERmits FOR WATER LINE CONNECTIONS TOWARDS FIGHTING BULL DRIVE

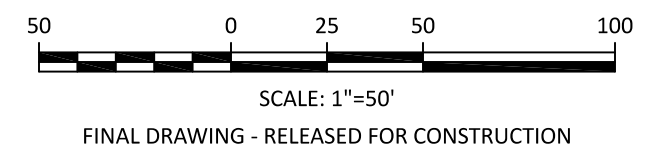
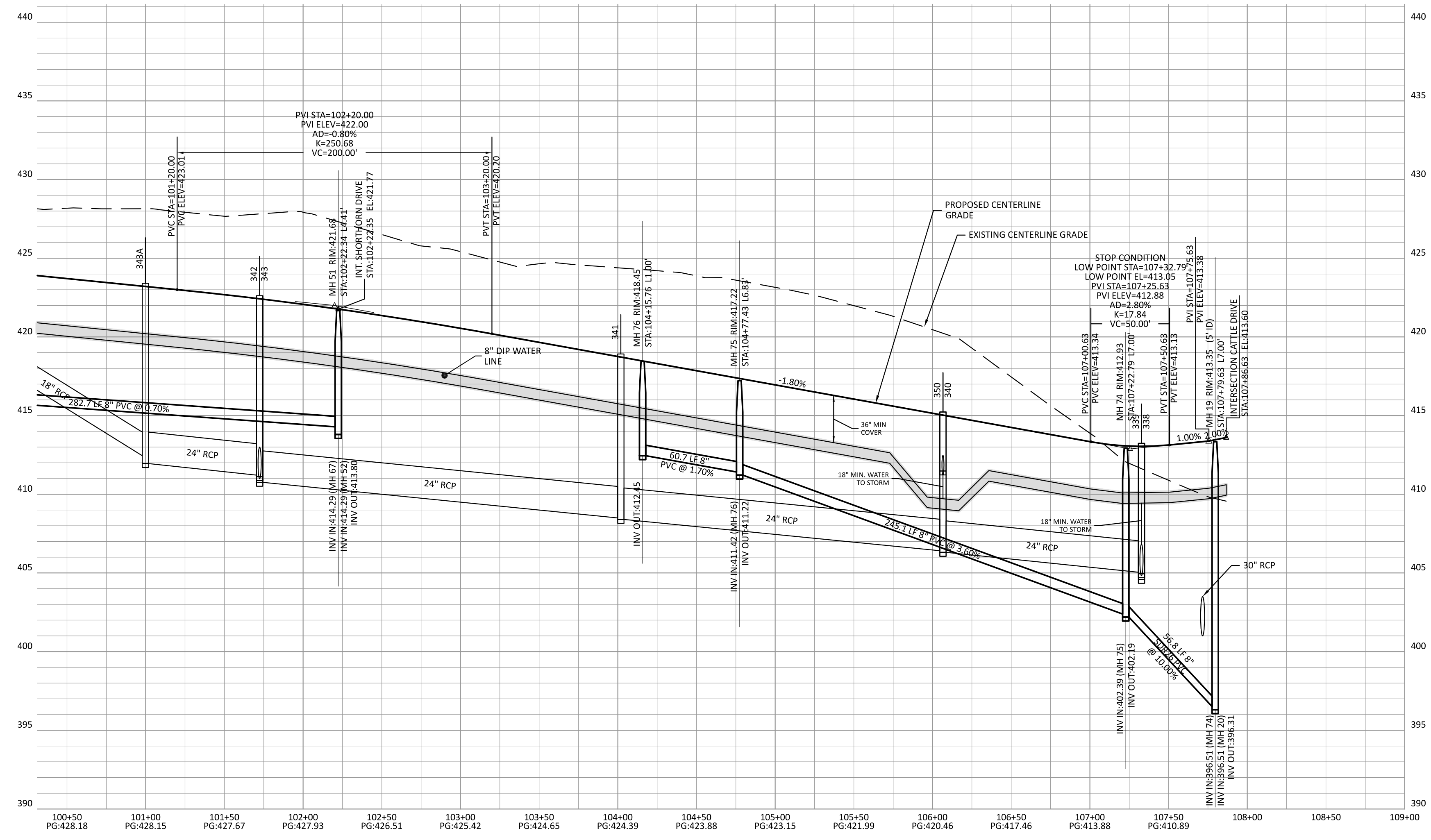
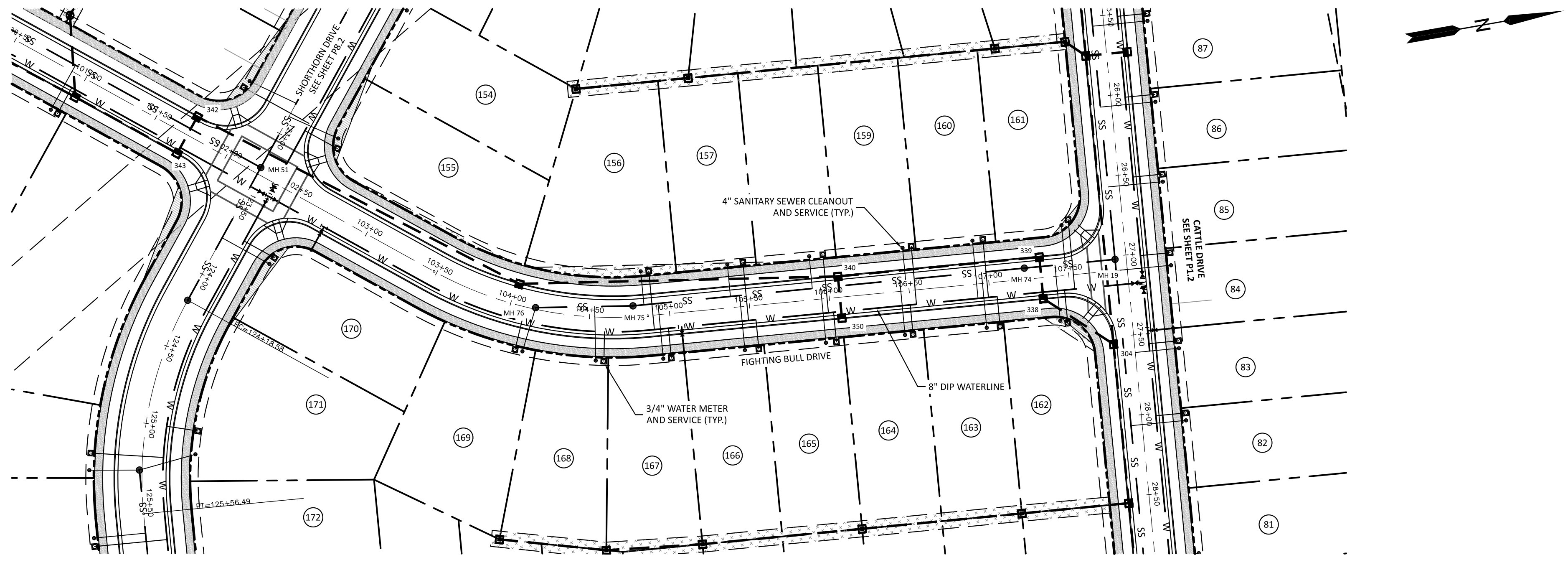
PRESERVE AT JONES DAIRY - CENTRAL CONSTRUCTION DRAWINGS
 ROLESVILLE, NC
 FIGHTING BULL DRIVE PLAN AND PROFILE

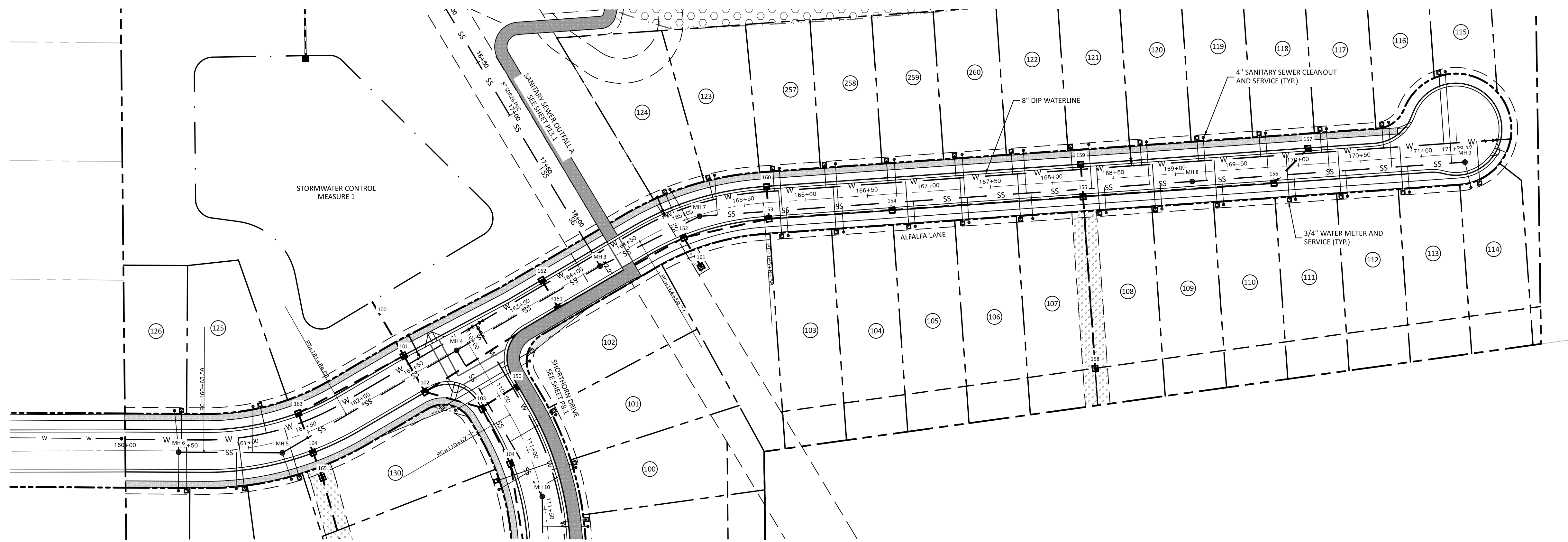


PROJECT NO:	---
DESIGN BY:	JPE
DRAWN BY:	RSF
SCALE:	1"=50'
DATE:	2023-01-27
SHEET NO:	P4.2

ATTENTION CONTRACTORS
 THE CONSTRUCTION CONTRACTOR RESPONSIBLE FOR THE EXTENSION OF WATER, SEWER AND/OR REUSE, AS APPROVED IN THESE PLANS, IS RESPONSIBLE FOR CONTACTING THE PUBLIC UTILITIES DEPARTMENT AT 919-396-4540 AT LEAST 24 HOURS PRIOR TO BEGINNING ANY OF THEIR CONSTRUCTION.
 FAILURE TO NOTIFY BOTH CITY DEPARTMENTS IN ADVANCE OF BEGINNING CONSTRUCTION WILL RESULT IN THE ISSUANCE OF MONETARY FINES, AND REQUIRE REINSTALLATION OF ANY WATER OR SEWER FACILITIES NOT INSPECTED AS A RESULT OF THIS NOTIFICATION FAILURE.
 FAILURE TO CALL FOR INSPECTION, INSTALL A DOWNSTREAM PLUG, HAVE PERMITTED PLANS ON THE WEBSITE, OR ANY OTHER VIOLATION OF CITY OF RALEIGH STANDARDS WILL RESULT IN A FINE AND POSSIBLE EXCLUSION FROM FUTURE WORK IN THE CITY OF RALEIGH.

SITE PERMITTING APPROVAL
Water and Sewer Permits (if Applicable)
 The City of Raleigh consents to the connection and extension of the City's Public Sewer System as shown on this plan. The material and construction methods used for this project shall conform to the standards and specifications of the City's Public Utilities Handbook. City of Raleigh Public Utilities Department Permit # **S-2108**.
 The City of Raleigh consents to the connection and extension of the City's Public Water System as shown on this plan. The material and construction methods used for this project shall conform to the standards and specifications of the City's Public Utilities Handbook. City of Raleigh Public Utilities Department Permit # **W-4015**.
CITY OF RALEIGH - PLANS AUTHORIZED FOR CONSTRUCTION
 Electronic Approval: This approval is being issued electronically. This approval is valid only upon the signature of a City of Raleigh Review Officer Below. The City will retain a copy of the approved plans. Any work authorized by this approval must proceed in accordance with the plans kept on file with the City. This electronic approval may not be edited once issued. Any modification to this approval once issued will invalidate this approval.
 City of Raleigh Development Approval: _____
 Raleigh Water Review Officer





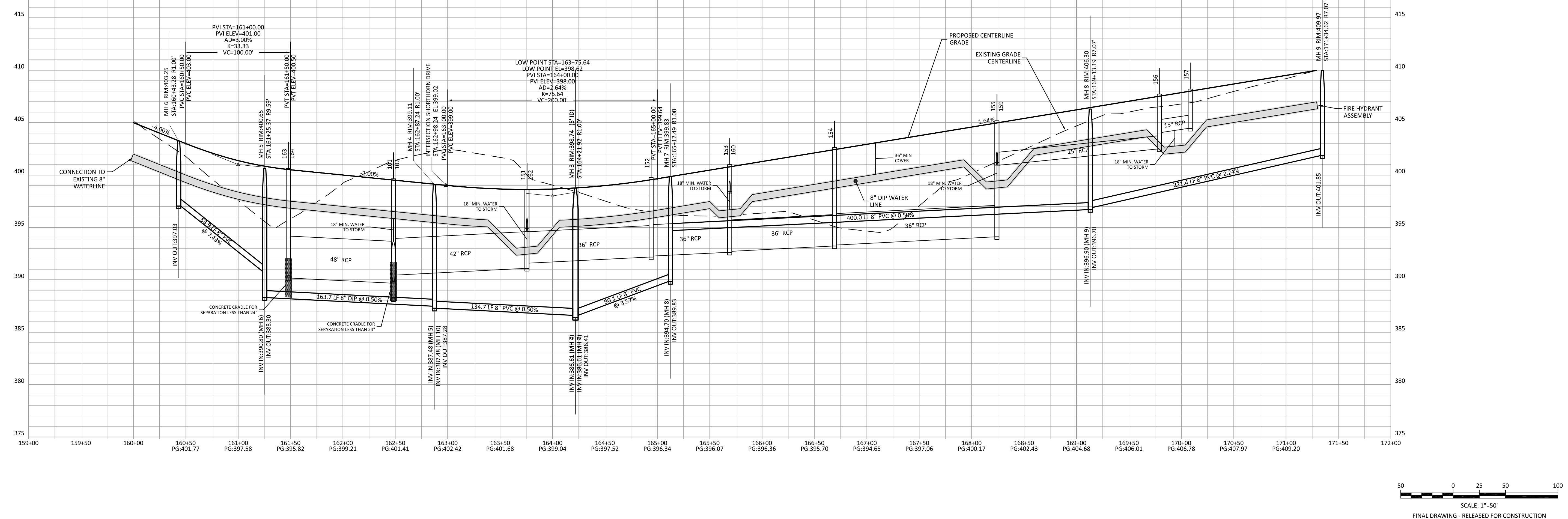
ATTENTION CONTRACTORS
 THE CONSTRUCTION CONTRACTOR RESPONSIBLE FOR THE EXTENSION OF WATER, SEWER AND/OR REUSE, AS APPROVED IN THESE PLANS, IS RESPONSIBLE FOR CONTACTING THE PUBLIC UTILITIES DEPARTMENT AT 919-396-4540 AT LEAST 24 HOURS PRIOR TO BEGINNING ANY OF THEIR CONSTRUCTION.
 FAILURE TO NOTIFY BOTH CITY DEPARTMENTS IN ADVANCE OF BEGINNING CONSTRUCTION WILL RESULT IN THE ISSUANCE OF MONETARY FINES, AND REQUIRE REINSTALLATION OF ANY WATER OR SEWER FACILITIES NOT INSPECTED AS A RESULT OF THIS NOTIFICATION FAILURE.
 FAILURE TO CALL FOR INSPECTION, INSTALL A DOWNSTREAM PLUG, HAVE PERMITTED PLANS ON THE WEBSITE, OR ANY OTHER VIOLATION OF CITY OF RALEIGH STANDARDS WILL RESULT IN A FINE AND POSSIBLE EXCLUSION FROM FUTURE WORK IN THE CITY OF RALEIGH.

SITE PERMITTING APPROVAL
 Water and Sewer Permits (if Applicable)
 The City of Raleigh consents to the connection and extension of the City's Public Sewer System as shown on this plan. The material and construction methods used for this project shall conform to the standards and specifications of the City's Public Utilities Handbook. City of Raleigh Public Utilities Department Permit # **W-2108**.
 The City of Raleigh consents to the connection and extension of the City's Public Water System as shown on this plan. The material and construction methods used for this project shall conform to the standards and specifications of the City's Public Utilities Handbook. City of Raleigh Public Utilities Department Permit # **W-4015**.
CITY OF RALEIGH - PLANS AUTHORIZED FOR CONSTRUCTION
 Electronic Approval: This approval is being issued electronically. This approval is valid only upon the signature of a City of Raleigh Review Officer Below. The City will retain a copy of the approval plans. Any work authorized by this approval must proceed in accordance with the plans kept on file with the City. This electronic approval may not be edited once issued. Any modification to this approval once issued will invalidate this approval.
 City of Raleigh Development Approval
 Raleigh Water Review Officer


The Nau Company
 Consulting Civil Engineers
 PO Box 810, Rolesville, NC 27571
 919-435-6395
 NCBELS License P-0751

CLIENT:
 PRESERVE AT JONES DAIRY, LLC
 10534 ARNOLD PALMER DRIVE
 RALEIGH, NC 27617 919-491-0761

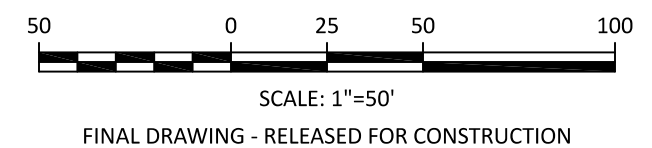
NO.	DATE	DESCRIPTION


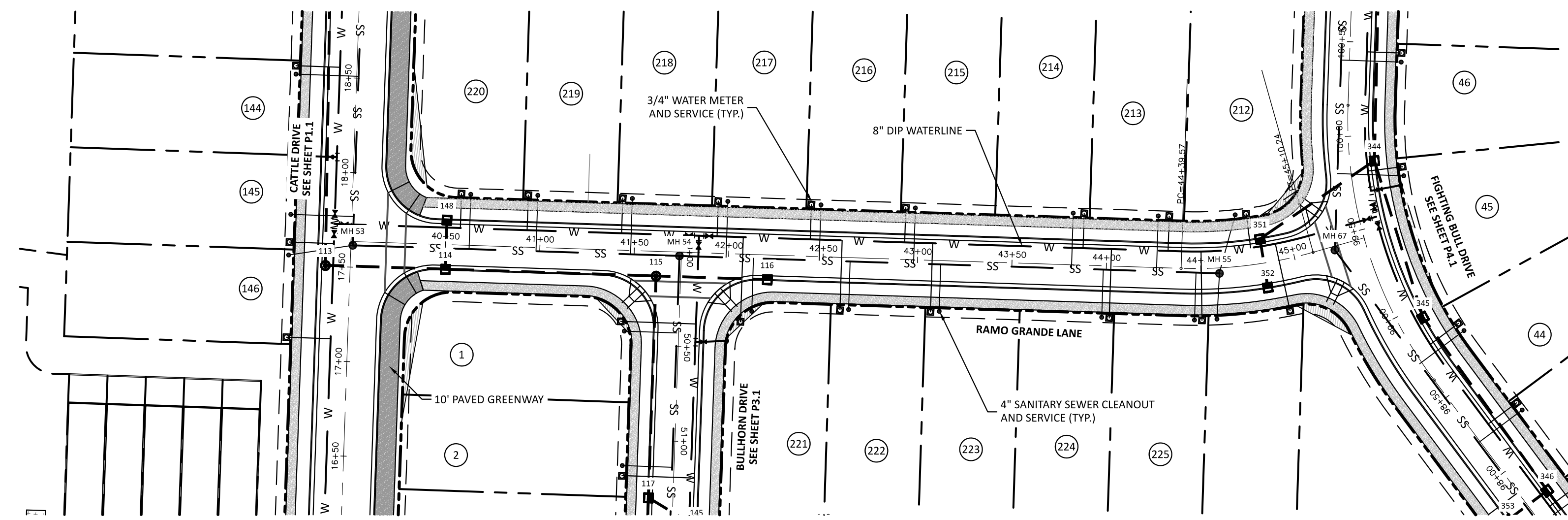


PRESERVE AT JONES DAIRY - CENTRAL CONSTRUCTION DRAWINGS
 ROLESVILLE, NC
 ALFALFA LANE PLAN AND PROFILE



PROJECT NO: ---
 DESIGN BY: JPE
 DRAWN BY: RSF
 SCALE: 1"=50'
 DATE: 2023-01-27
 SHEET NO: **P5.1**



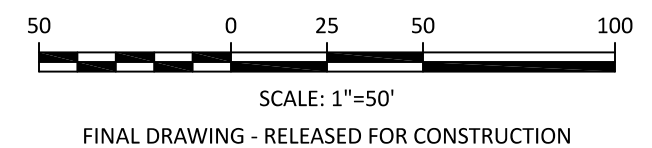
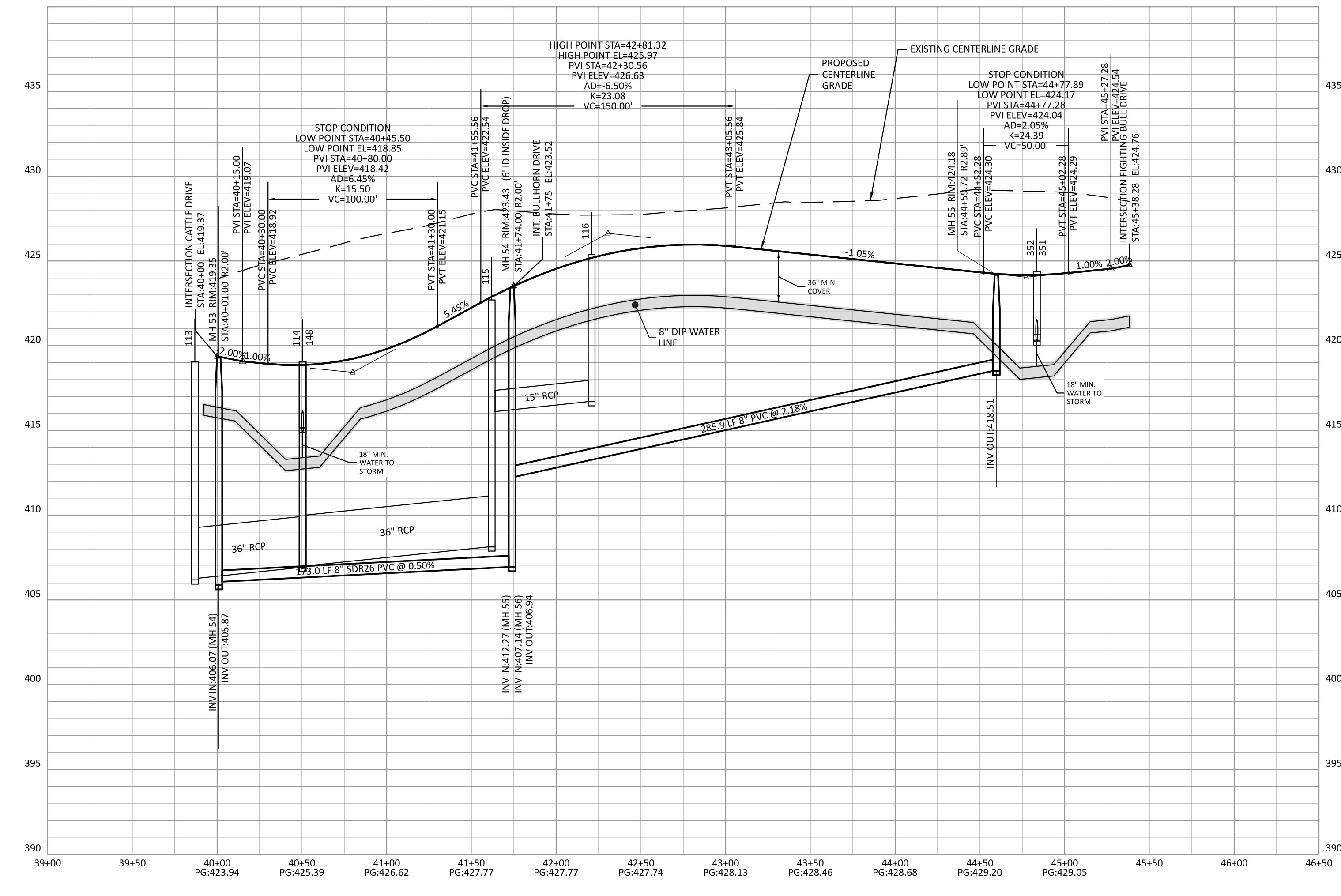


ATTENTION CONTRACTORS
 THE CONSTRUCTION CONTRACTOR RESPONSIBLE FOR THE EXTENSION OF WATER, SEWER AND/OR REUSE, AS APPROVED IN THESE PLANS, IS RESPONSIBLE FOR CONTACTING THE PUBLIC UTILITIES DEPARTMENT AT 919-296-4540 AT LEAST 24 HOURS PRIOR TO BEGINNING ANY OF THEIR CONSTRUCTION.
 FAILURE TO NOTIFY BOTH CITY DEPARTMENTS IN ADVANCE OF BEGINNING CONSTRUCTION WILL RESULT IN THE ISSUANCE OF MONETARY FINES, AND REQUIRE REINSTALLATION OF ANY WATER OR SEWER FACILITIES NOT INSPECTED AS A RESULT OF THIS NOTIFICATION FAILURE.
 FAILURE TO CALL FOR INSPECTION, INSTALL A DOWNSTREAM PLUG, HAVE PERMITTED PLANS ON THE JOBSITE, OR ANY OTHER VIOLATION OF CITY OF RALEIGH STANDARDS WILL RESULT IN A FINE AND POSSIBLE EXCLUSION FROM FUTURE WORK IN THE CITY OF RALEIGH.


SITE PERMITTING APPROVAL
 Water and Sewer Permits (if Applicable)
 The City of Raleigh consents to the connection and extension of the City's Public Sewer System as shown on this plan. The material and construction methods used for this project shall conform to the standards and specifications of the City's Public Utilities Handbook, City of Raleigh Public Utilities Department Permit # **SP-010**.
 The City of Raleigh consents to the connection and extension of the City's Public Water System as shown on this plan. The material and construction methods used for this project shall conform to the standards and specifications of the City's Public Utilities Handbook, City of Raleigh Public Utilities Department Permit # **W-015**.
CITY OF RALEIGH - PLANS AUTHORIZED FOR CONSTRUCTION
 Electronic Approval: This approval is being issued electronically. This approval is valid only upon the signature of a City of Raleigh Review Officer Below. The City will retain a copy of the approval plans. Any work authorized by this approval must proceed in accordance with the plans kept on file with the City. This electronic approval may not be edited once issued. Any modification to this approval once issued will invalidate this approval.
 City of Raleigh Development Approval _____
 Raleigh Water Review Officer

CLIENT:
 PRESERVE AT JONES DAIRY, LLC
 10534 ARNOLD PALMER DRIVE
 RALEIGH, NC 27617 919-491-0761

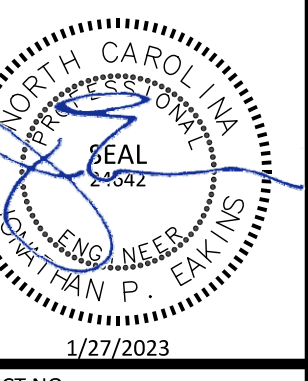
REVISIONS



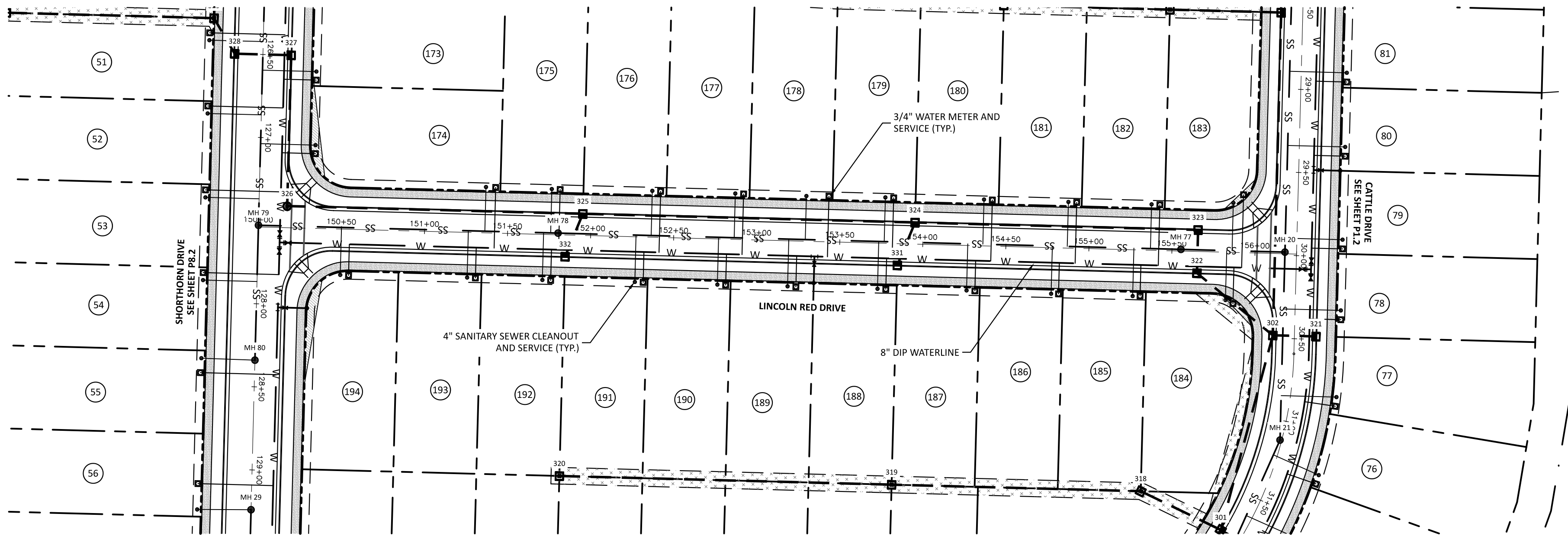
PRESERVE AT JONES DAIRY - CENTRAL
 CONSTRUCTION DRAWINGS
 RALEIGH, NC
 RAMO GRANDE LANE PLAN AND PROFILE



PROJECT NO: ---
 DESIGN BY: JPE
 DRAWN BY: RSF
 SCALE: 1"=50'
 DATE: 2023-01-27
 SHEET NO: **P6.1**

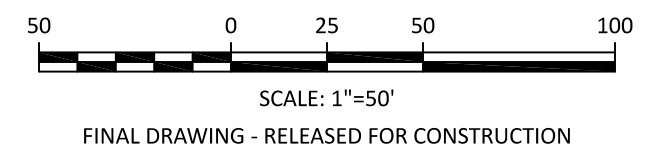
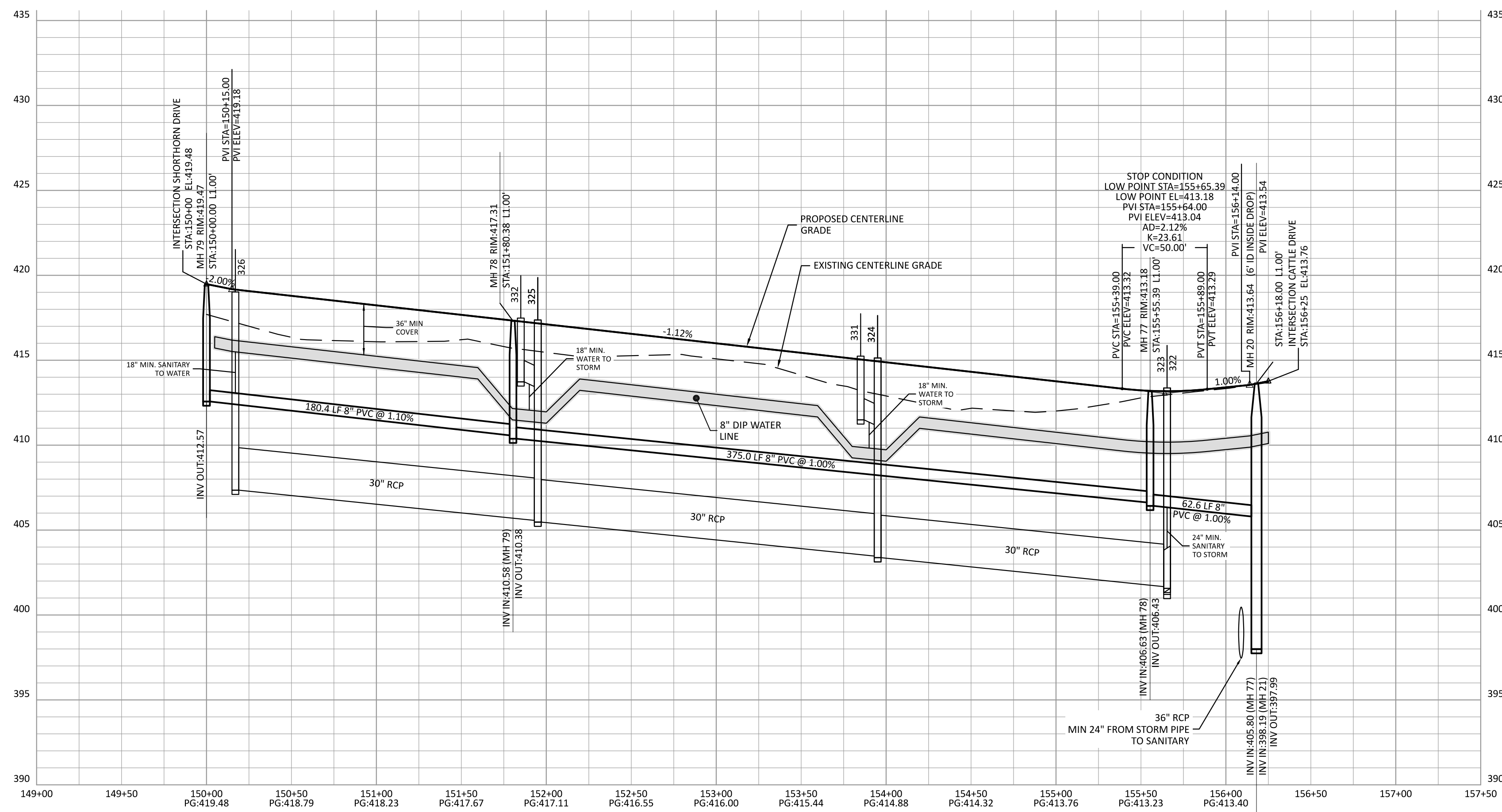


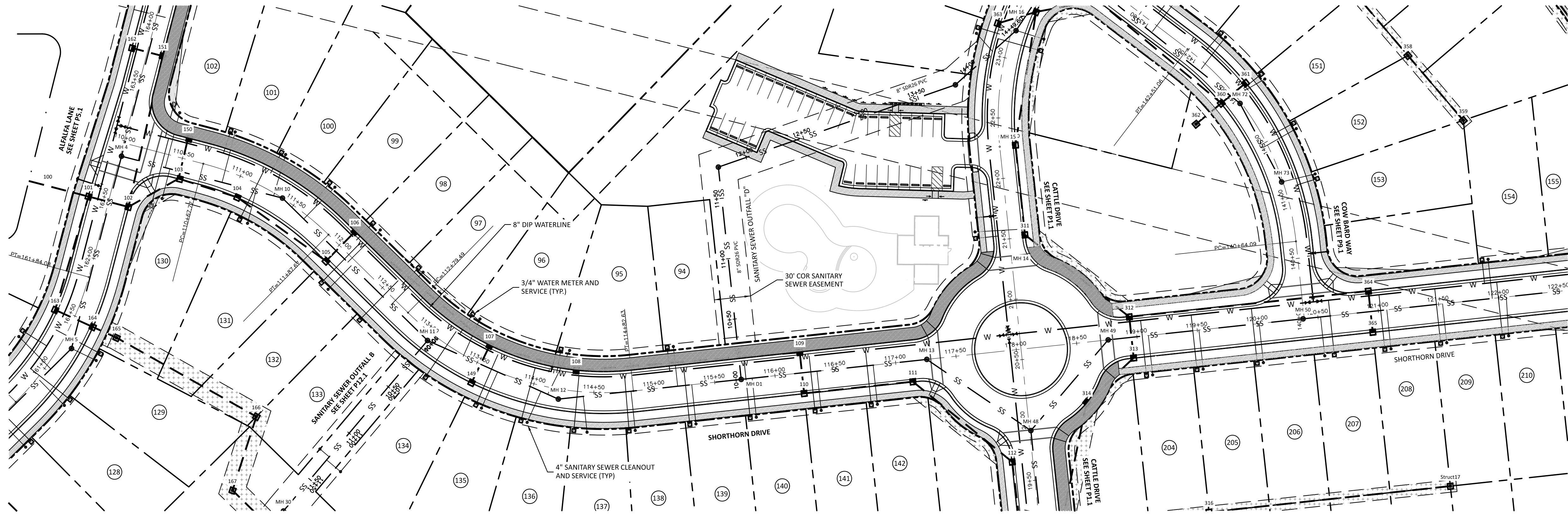
PROJECT NO:	---
DESIGN BY:	JPE
DRAWN BY:	RSF
SCALE:	1"=50'
DATE:	2023-01-27
SHEET NO:	P7.1



ATTENTION CONTRACTORS
 THE CONSTRUCTION CONTRACTOR RESPONSIBLE FOR THE EXTENSION OF WATER, SEWER AND/OR REUSE, AS APPROVED IN THESE PLANS, IS RESPONSIBLE FOR CONTACTING THE PUBLIC UTILITIES DEPARTMENT AT 919-296-4540 AT LEAST 24 HOURS PRIOR TO BEGINNING ANY OF THEIR CONSTRUCTION.
 FAILURE TO NOTIFY BOTH CITY DEPARTMENTS IN ADVANCE OF BEGINNING CONSTRUCTION WILL RESULT IN THE ISSUANCE OF MONETARY FINES, AND REQUIRE REINSTALLATION OF ANY WATER OR SEWER FACILITIES NOT INSPECTED AS A RESULT OF THIS NOTIFICATION FAILURE.
 FAILURE TO CALL FOR INSPECTION, INSTALL A DOWNSTEAM PLUG, HAVE PERMITTED PLANS ON THE JOBSITE, OR ANY OTHER VIOLATION OF CITY OF RALEIGH STANDARDS WILL RESULT IN A FINE AND POSSIBLE EXCLUSION FROM FUTURE WORK IN THE CITY OF RALEIGH.

SITE PERMITTING APPROVAL
Water and Sewer Permits (if Applicable)
 The City of Raleigh consents to the connection and extension of the City's Public Sewer System as shown on this plan. The material and construction methods used for this project shall conform to the standards and specifications of the City's Public Utilities Handbook. City of Raleigh Public Utilities Department Permit # **S-2108**.
 The City of Raleigh consents to the connection and extension of the City's Public Water System as shown on this plan. The material and construction methods used for this project shall conform to the standards and specifications of the City's Public Utilities Handbook. City of Raleigh Public Utilities Department Permit # **W-4015**.
CITY OF RALEIGH - PLANS AUTHORIZED FOR CONSTRUCTION
 Electronic Approval: This approval is being issued electronically. This approval is valid only upon the signature of a City of Raleigh Review Officer Below. The City will retain a copy of the approval plans. Any work authorized by this approval must proceed in accordance with the plans kept on file with the City. This electronic approval may not be edited once issued. Any modification to this approval once issued will invalidate this approval.
 City of Raleigh Development Approval: _____
 Raleigh Water Review Officer



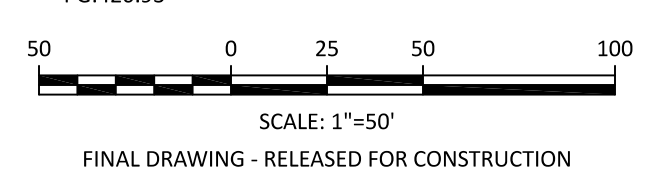
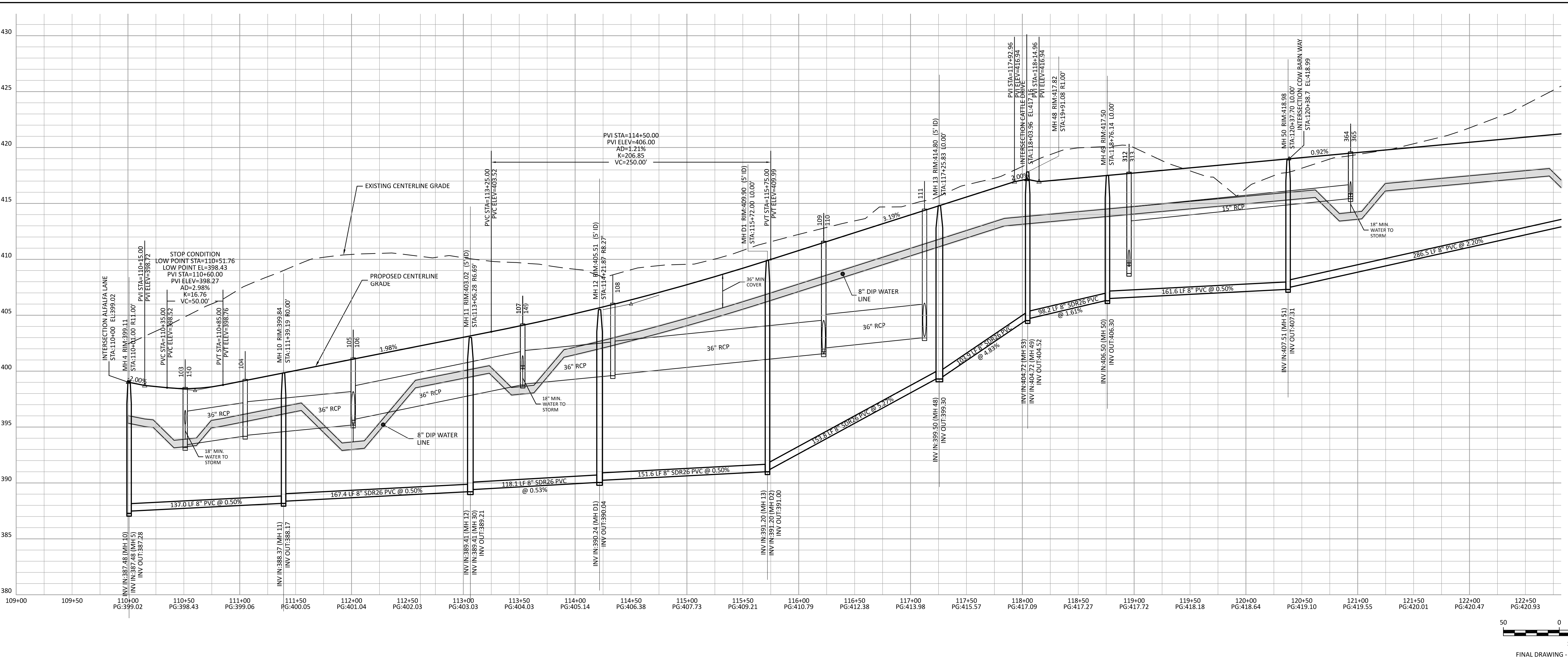


ATTENTION CONTRACTORS
 THE CONSTRUCTION CONTRACTOR RESPONSIBLE FOR THE EXTENSION OF WATER, SEWER AND/OR REUSE, AS APPROVED IN THESE PLANS, IS RESPONSIBLE FOR CONTACTING THE PUBLIC UTILITIES DEPARTMENT AT 919-998-6540 AT LEAST 24 HOURS PRIOR TO BEGINNING ANY OF THEIR CONSTRUCTION.
 FAILURE TO NOTIFY BOTH CITY DEPARTMENTS IN ADVANCE OF BEGINNING CONSTRUCTION WILL RESULT IN THE ISSUANCE OF MONETARY FINES, AND REQUIRE REINSTALLATION OF ANY WATER OR SEWER FACILITIES NOT INSPECTED AS A RESULT OF THIS NOTIFICATION FAILURE.
 FAILURE TO CALL FOR INSPECTION, INSTALL A DOWNSTEAM PLUG, HAVE PERMITTED PLANS ON THE JOBSITE, OR ANY OTHER VIOLATION OF CITY OF RALEIGH STANDARDS WILL RESULT IN A FINE AND POSSIBLE EXCLUSION FROM FUTURE WORK IN THE CITY OF RALEIGH.


SITE PERMITTING APPROVAL
 Water and Sewer Permits (if Applicable)
 The City of Raleigh consents to the connection and extension of the City's Public Sewer System as shown on this plan. The material and construction methods used for this project shall conform to the standards and specifications of the City's Public Utilities Handbook. City of Raleigh Public Utilities Department Permit # **W-2018**.
 The City of Raleigh consents to the connection and extension of the City's Public Water System as shown on this plan. The material and construction methods used for this project shall conform to the standards and specifications of the City's Public Utilities Handbook. City of Raleigh Public Utilities Department Permit # **W-2018**.
CITY OF RALEIGH - PLANS AUTHORIZED FOR CONSTRUCTION
 Electronic Approval: This approval is being issued electronically. This approval is valid only upon the signature of a City of Raleigh Review Officer Below. The City will retain a copy of the approved plans. Any work authorized by this approval must proceed in accordance with the plans kept on file with the City. This electronic approval may not be edited once issued. Any modification to this approval once issued will invalidate this approval.
 City of Raleigh Development Approval
 Raleigh Water Review Officer

CLIENT:
 PRESERVE AT JONES DAIRY, LLC
 10534 ARNOLD PALMER DRIVE
 RALEIGH, NC 27617 919-491-0761

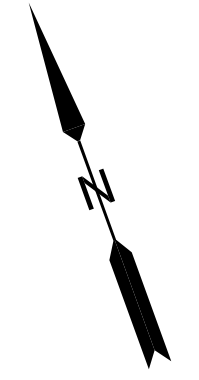
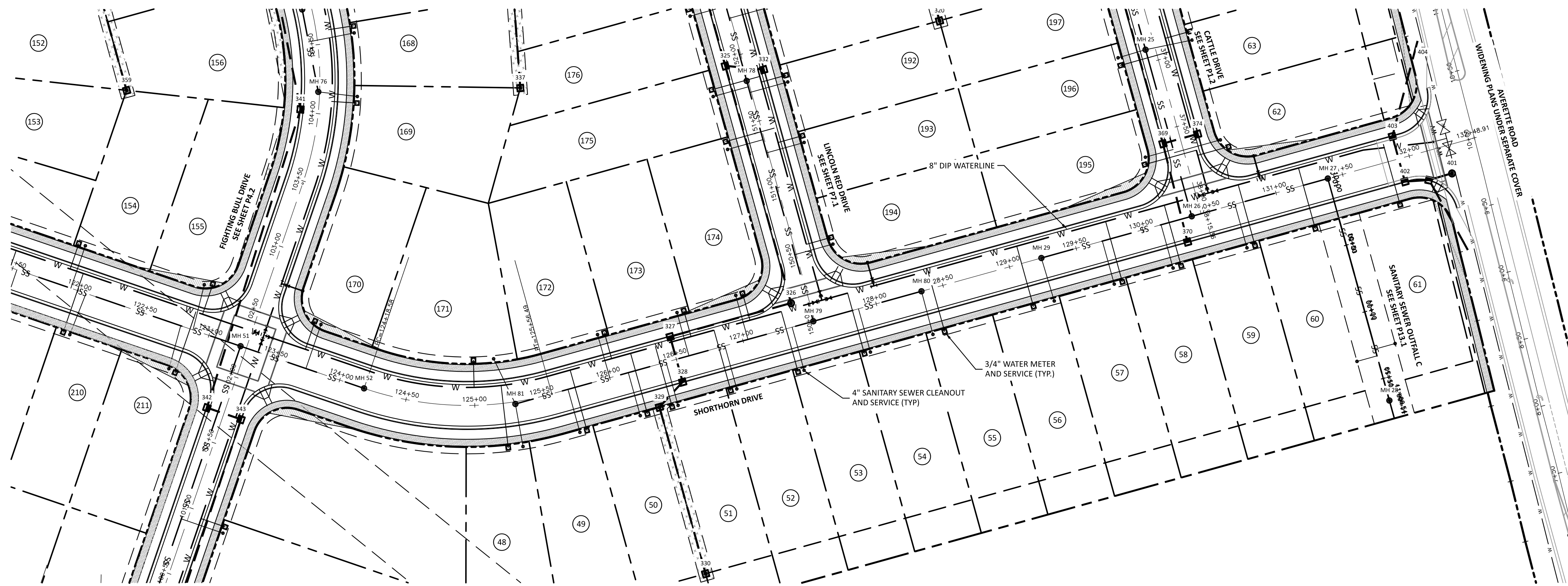
REVISIONS



PRESERVE AT JONES DAIRY - CENTRAL CONSTRUCTION DRAWINGS
 ROLESVILLE, NC
SHORTHORN DRIVE PLAN AND PROFILE



PROJECT NO: ...
 DESIGN BY: JPE
 DRAWN BY: RSF
 SCALE: 1"=50'
 DATE: 2023-01-27
 SHEET NO: **P8.1**



ATTENTION CONTRACTORS

THE CONSTRUCTION CONTRACTOR RESPONSIBLE FOR THE EXTENSION OF WATER, SEWER AND/OR REUSE, AS APPROVED IN THESE PLANS, IS RESPONSIBLE FOR CONTACTING THE PUBLIC UTILITIES DEPARTMENT AT 919-296-4540 AT LEAST 24 HOURS PRIOR TO BEGINNING ANY OF THEIR CONSTRUCTION.

FAILURE TO NOTIFY BOTH CITY DEPARTMENTS IN ADVANCE OF BEGINNING CONSTRUCTION WILL RESULT IN THE ISSUANCE OF MONETARY FINES, AND REQUIRE REINSTALLATION OF ANY WATER OR SEWER FACILITIES NOT INSPECTED AS A RESULT OF THIS NOTIFICATION FAILURE.

FAILURE TO CALL FOR INSPECTION, INSTALL A DOWNSTREAM PLUG, HAVE PERMITTED PLANS ON THE JOBSITE, OR ANY OTHER VIOLATION OF CITY OF RALEIGH STANDARDS WILL RESULT IN A FINE AND POSSIBLE EXCLUSION FROM FUTURE WORK IN THE CITY OF RALEIGH.

SITE PERMITTING APPROVAL
 Water and Sewer Permits (if Applicable)

The City of Raleigh consents to the connection and extension of the City's Public Sewer System as shown on this plan. The material and construction methods used for this project shall conform to the standards and specifications of the City's Public Utilities Handbook, City of Raleigh Public Utilities Department Permit # **W-5108**.

The City of Raleigh consents to the connection and extension of the City's Public Water System as shown on this plan. The material and construction methods used for this project shall conform to the standards and specifications of the City's Public Utilities Handbook, City of Raleigh Public Utilities Department Permit # **W-4015**.

CITY OF RALEIGH - PLANS AUTHORIZED FOR CONSTRUCTION

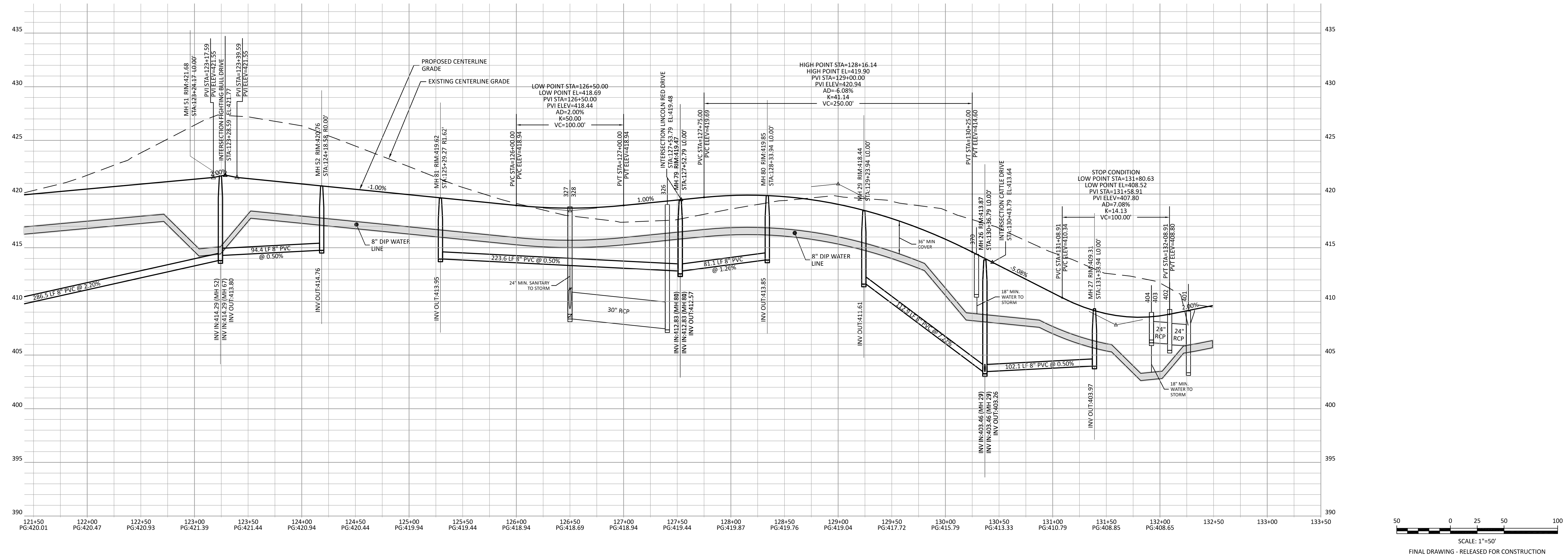
Electronic Approval: This approval is being issued electronically. This approval is valid only upon the signature of a City of Raleigh Review Officer Below. The City will retain a copy of the approval plans. Any work authorized by this approval must proceed in accordance with the plans kept on file with the City. This electronic approval may not be edited once issued. Any modification to this approval once issued will invalidate this approval.

City of Raleigh Development Approval
 Raleigh Water Review Officer

CLIENT:

PRESERVE AT JONES DAIRY, LLC
 10534 ARNOLD PALMER DRIVE
 RALEIGH, NC 27617 919-491-0761


REVISIONS



PRESERVE AT JONES DAIRY - CENTRAL CONSTRUCTION DRAWINGS

ROLESVILLE, NC

SHORTTHORN DRIVE PLAN AND PROFILE



PROJECT NO: ...

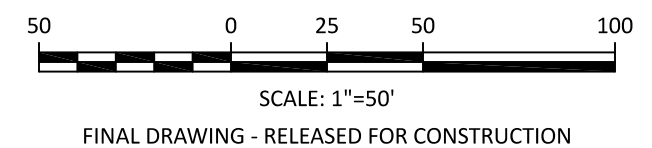
DESIGN BY: JPE

DRAWN BY: RSF

SCALE: 1"=50'

DATE: 2023-01-27

SHEET NO: **P8.2**




FINAL DRAWING - RELEASED FOR CONSTRUCTION

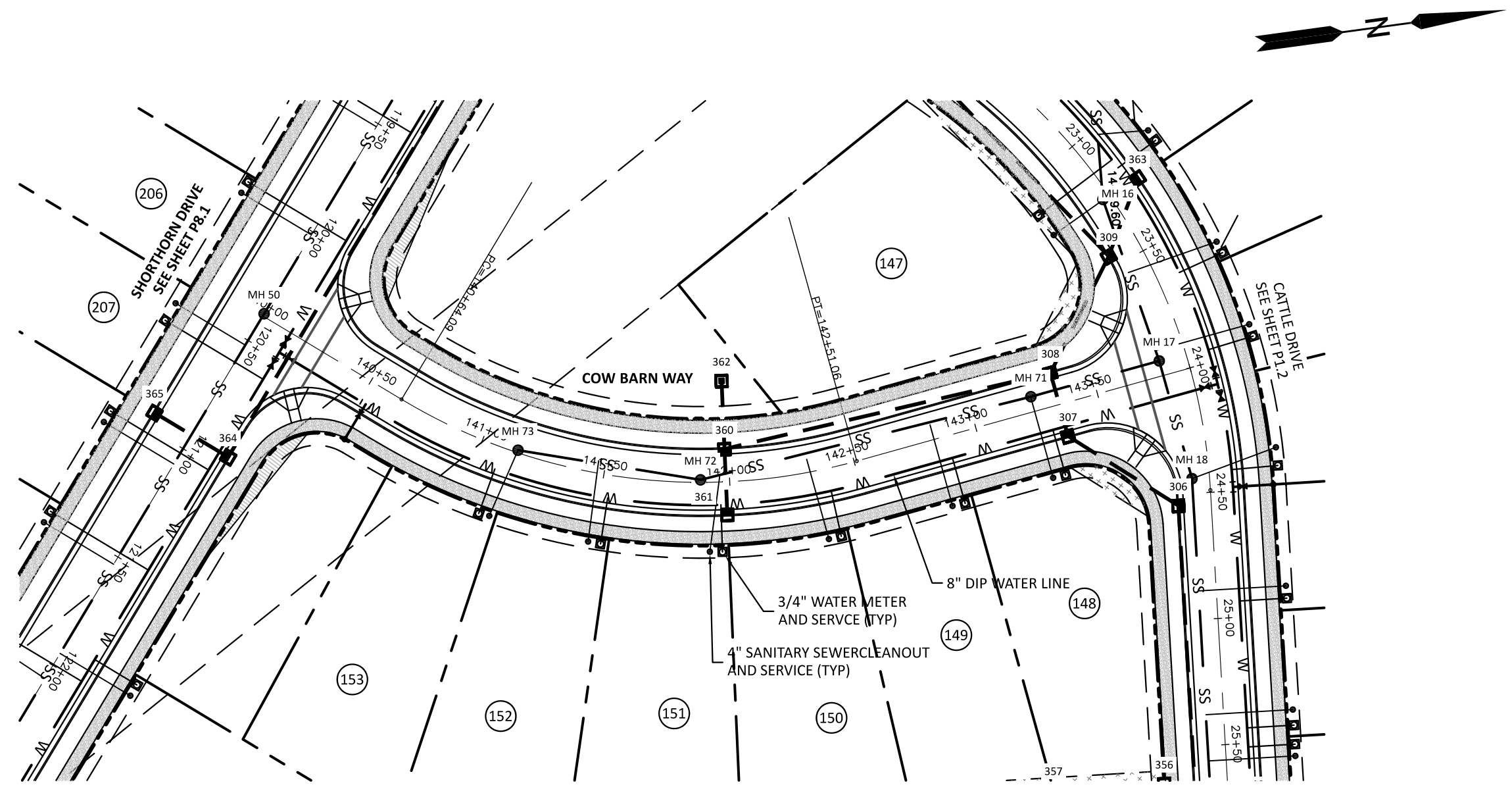
REVISIONS

PRESERVE AT JONES DAIRY - CENTRAL
 CONSTRUCTION DRAWINGS

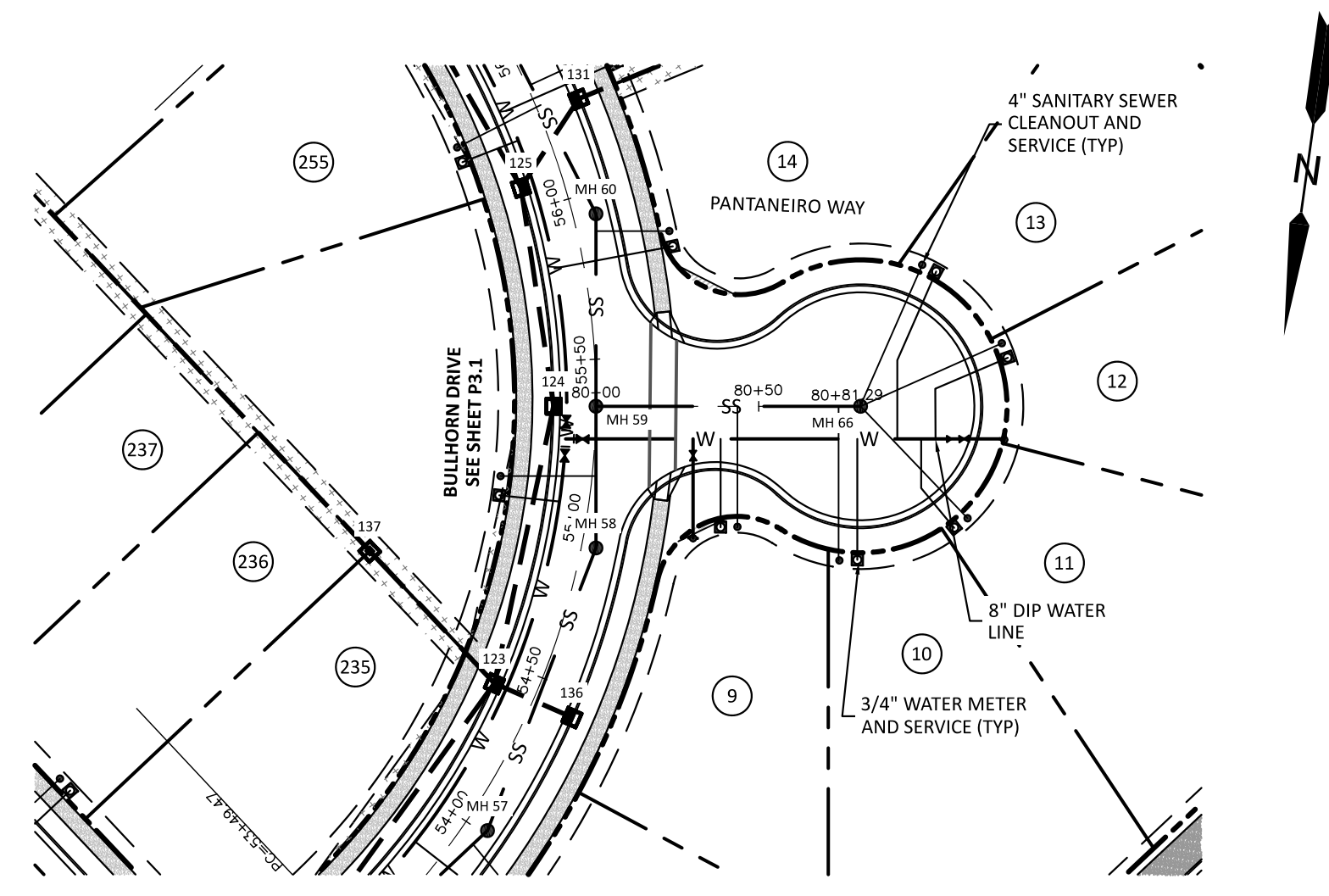
ROLESVILLE, NC
 COW BARN WAY & PANTANEIRO WAY
 PLAN AND PROFILE



PROJECT NO:	---
DESIGN BY:	JPE
DRAWN BY:	RSF
SCALE:	1"=50'
DATE:	2023-01-27
SHEET NO:	P9.1



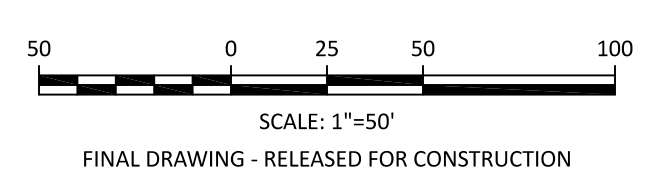
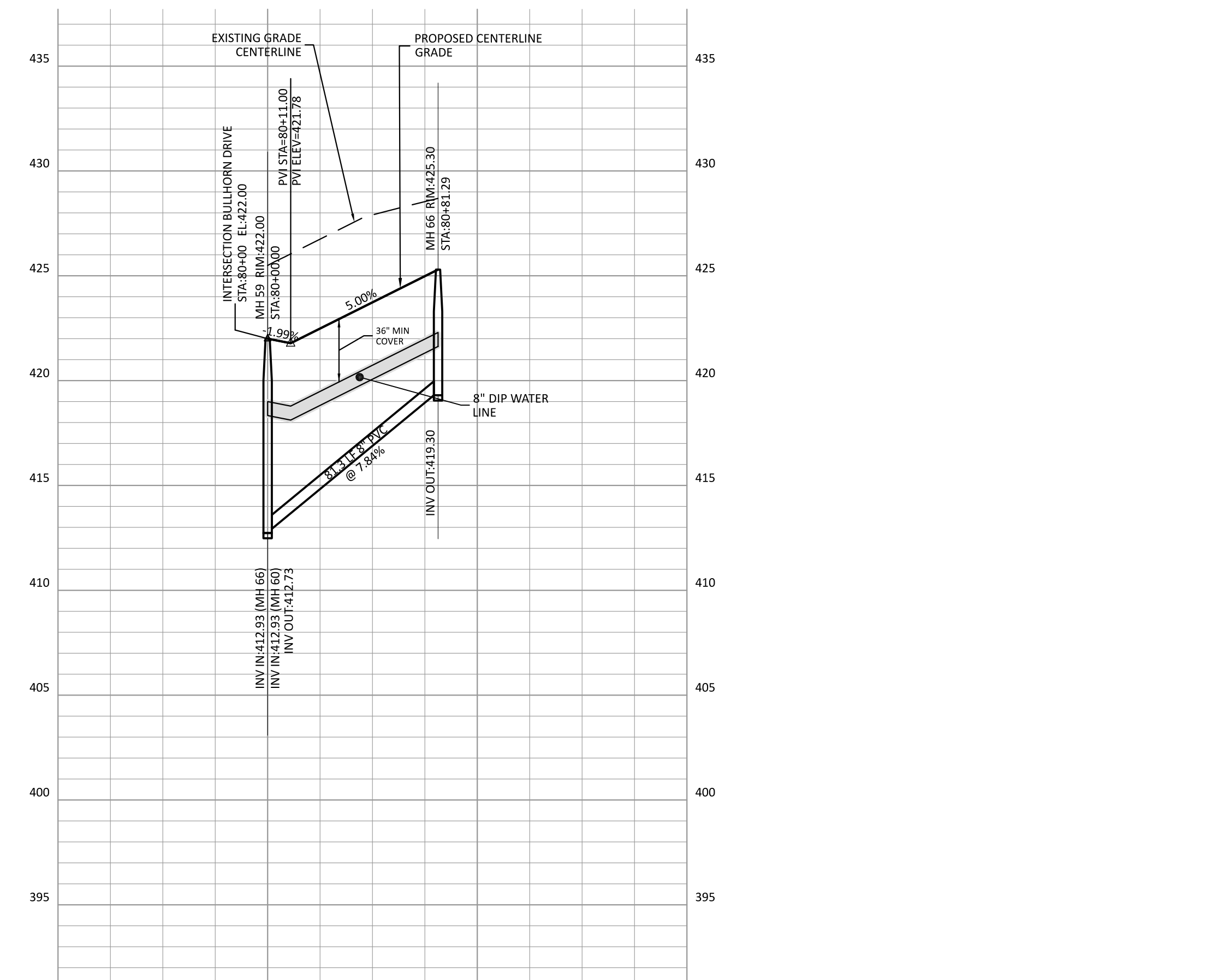
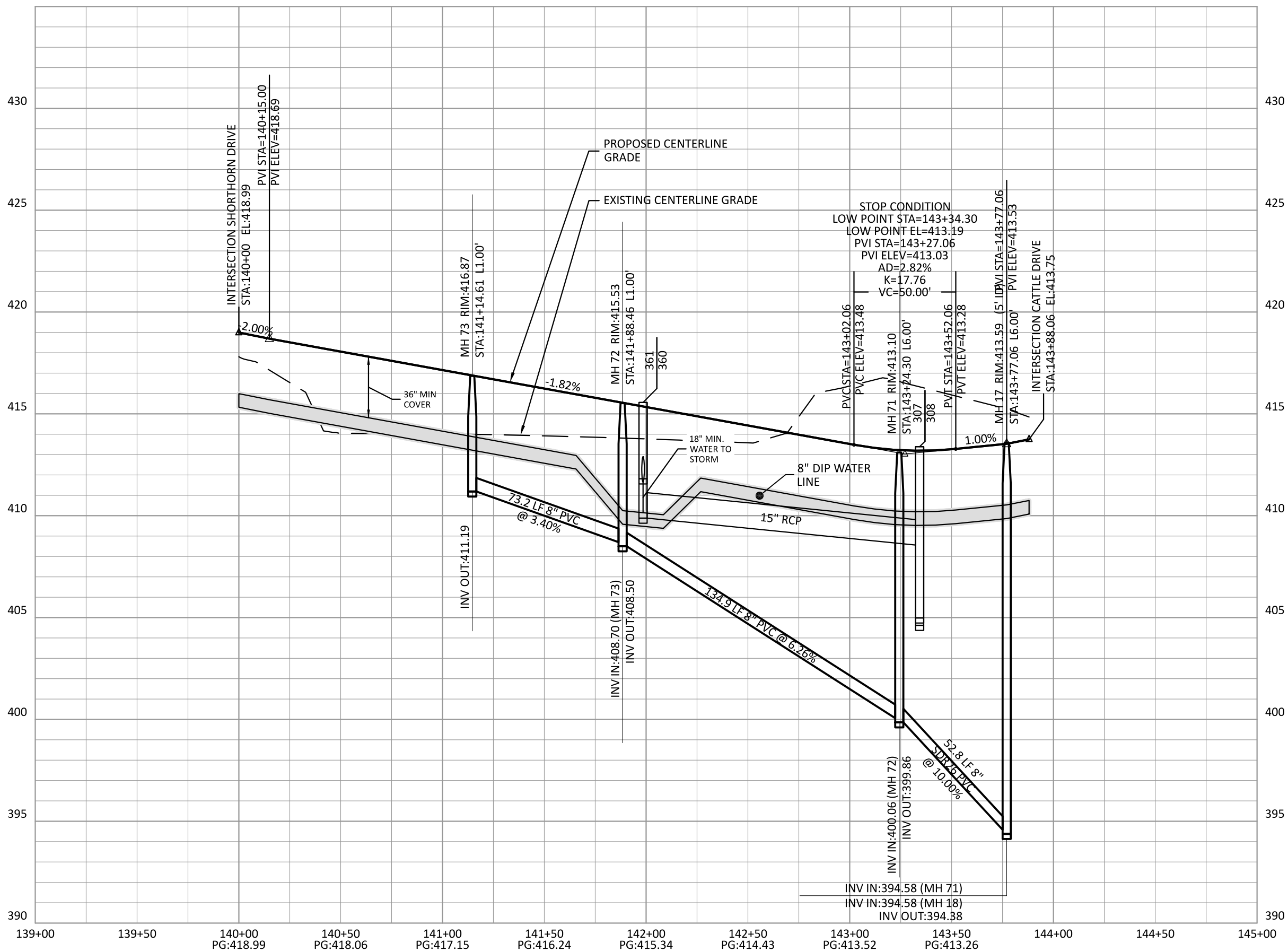
COW BARN WAY

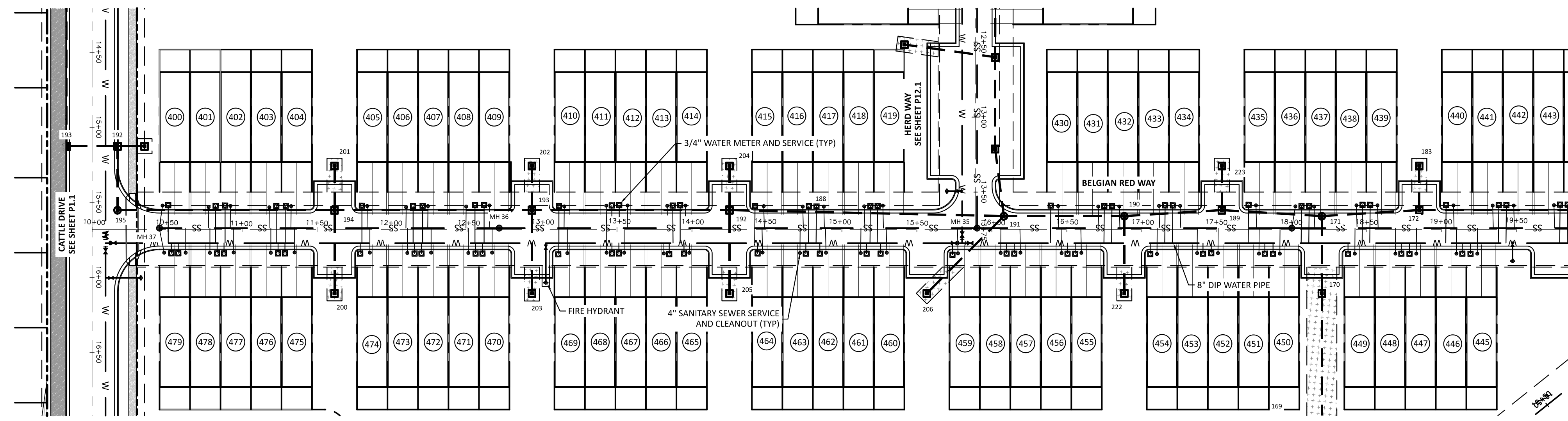



PANTANEIRO WAY

ATTENTION CONTRACTORS
 THE CONSTRUCTION CONTRACTOR RESPONSIBLE FOR THE EXTENSION OF WATER, SEWER AND/OR REUSE, AS APPROVED IN THESE PLANS, IS RESPONSIBLE FOR CONTACTING THE PUBLIC UTILITIES DEPARTMENT AT 919-398-6540 AT LEAST 24 HOURS PRIOR TO BEGINNING ANY OF THEIR CONSTRUCTION.
 FAILURE TO NOTIFY BOTH CITY DEPARTMENTS IN ADVANCE OF BEGINNING CONSTRUCTION WILL RESULT IN THE ISSUANCE OF MONETARY FINES, AND REQUIRE REINSTALLATION OF ANY WATER OR SEWER FACILITIES NOT INSPECTED AS A RESULT OF THIS NOTIFICATION FAILURE.
 FAILURE TO CALL FOR INSPECTION, INSTALL A DOWNSTREAM PLUG, HAVE PERMITTED PLANS ON THE JOBSITE, OR ANY OTHER VIOLATION OF CITY OF RALEIGH STANDARDS WILL RESULT IN A FINE AND POSSIBLE EXCLUSION FROM FUTURE WORK IN THE CITY OF RALEIGH.

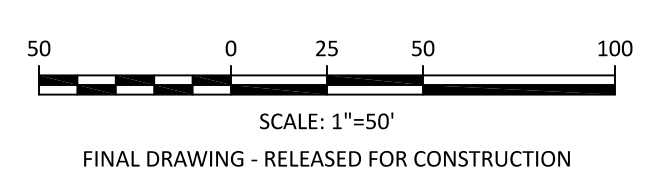
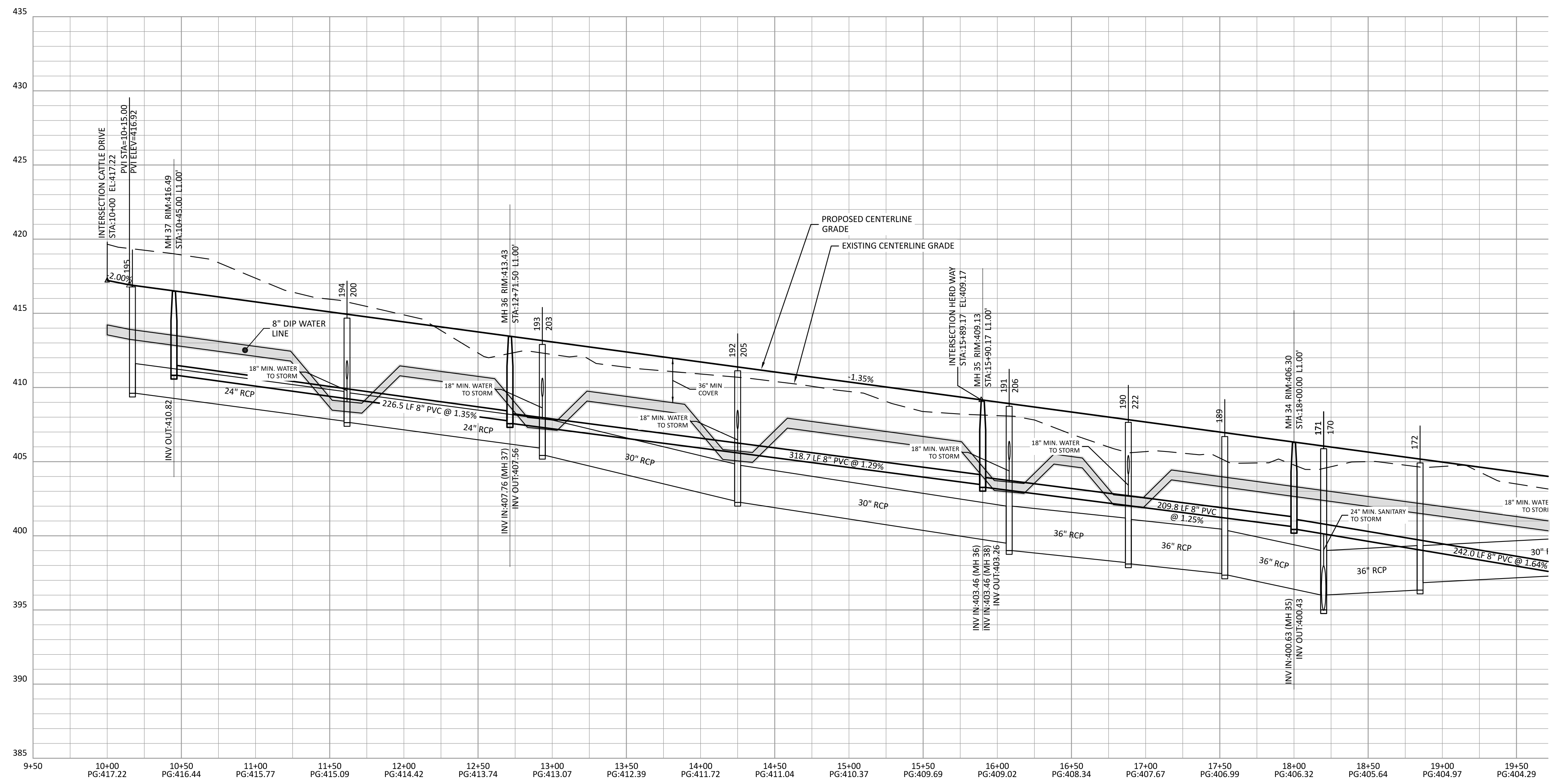
SITE PERMITTING APPROVAL
Water and Sewer Permits (if Applicable)
 The City of Raleigh consents to the connection and extension of the City's Public Sewer System as shown on this plan. The material and construction methods used for this project shall conform to the standards and specifications of the City's Public Utilities Handbook, City of Raleigh Public Utilities Department Permit # **S-2108**.
 The City of Raleigh consents to the connection and extension of the City's Public Water System as shown on this plan. The material and construction methods used for this project shall conform to the standards and specifications of the City's Public Utilities Handbook, City of Raleigh Public Utilities Department Permit # **W-4015**.
CITY OF RALEIGH - PLANS AUTHORIZED FOR CONSTRUCTION
 Electronic Approval: This approval is being issued electronically. This approval is valid only upon the signature of a City of Raleigh Review Officer Below. The City will retain a copy of the approved plans. Any work authorized by this approval must proceed in accordance with the plans kept on file with the City. This electronic approval may not be edited once issued. Any modification to this approval once issued will invalidate this approval.
 City of Raleigh Development Approval: _____
 Raleigh Water Review Officer


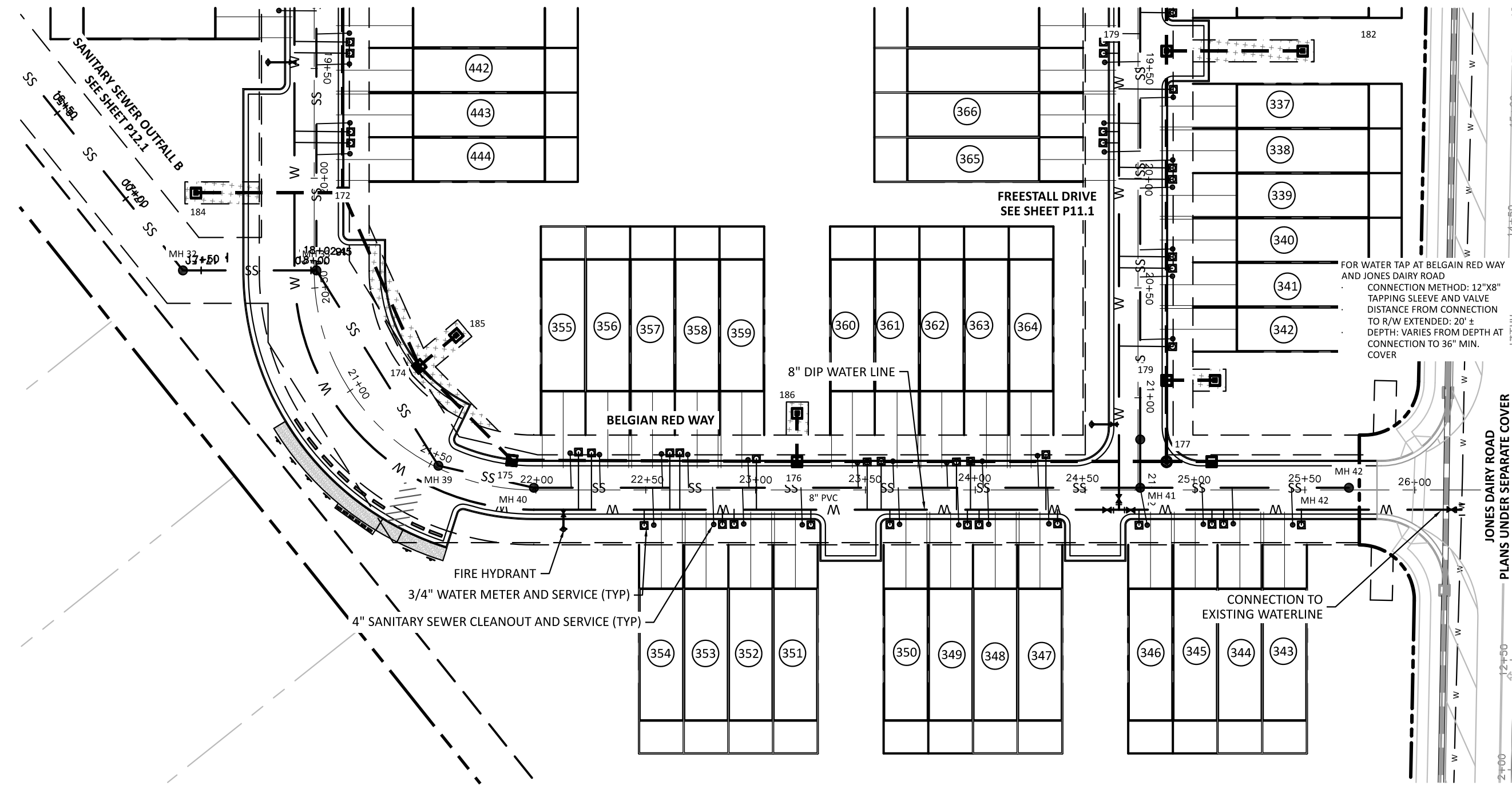




ATTENTION CONTRACTORS
 THE CONSTRUCTION CONTRACTOR RESPONSIBLE FOR THE EXTENSION OF WATER, SEWER AND/OR REUSE, AS APPROVED IN THESE PLANS, IS RESPONSIBLE FOR CONTACTING THE PUBLIC UTILITIES DEPARTMENT AT 919-996-4540 AT LEAST 24 HOURS PRIOR TO BEGINNING ANY OF THEIR CONSTRUCTION.
 FAILURE TO NOTIFY BOTH CITY DEPARTMENTS IN ADVANCE OF BEGINNING CONSTRUCTION WILL RESULT IN THE ISSUANCE OF MONETARY FINES, AND REQUIRE REINSTALLATION OF ANY WATER OR SEWER FACILITIES NOT INSPECTED AS A RESULT OF THIS NOTIFICATION FAILURE.
 FAILURE TO CALL FOR INSPECTION, INSTALL A DOWNSTREAM PLUG, HAVE PERMITTED PLANS ON THE JOBSITE, OR ANY OTHER VIOLATION OF CITY OF RALEIGH STANDARDS WILL RESULT IN A FINE AND POSSIBLE EXCLUSION FROM FUTURE WORK IN THE CITY OF RALEIGH.

SITE PERMITTING APPROVAL
 Water and Sewer Permits (if Applicable)
 The City of Raleigh consents to the connection and extension of the City's Public Sewer System as shown on this plan. The material and construction methods used for this project shall conform to the standards and specifications of the City's Public Utilities Handbook, City of Raleigh Public Utilities Department Permit # **W-518**.
 The City of Raleigh consents to the connection and extension of the City's Public Water System as shown on this plan. The material and construction methods used for this project shall conform to the standards and specifications of the City's Public Utilities Handbook, City of Raleigh Public Utilities Department Permit # **W-4015**.
CITY OF RALEIGH - PLANS AUTHORIZED FOR CONSTRUCTION
 Electronic Approval: This approval is being issued electronically. This approval is valid only upon the signature of a City of Raleigh Review Officer Below. The City will retain a copy of the approved plans. Any work authorized by this approval must proceed in accordance with the plans kept on file with the City. This electronic approval may not be edited once issued. Any modification to this approval once issued will invalidate this approval.
 City of Raleigh Development Approval: _____
 Raleigh Water Review Officer





ATTENTION CONTRACTORS

THE CONSTRUCTION CONTRACTOR RESPONSIBLE FOR THE EXTENSION OF WATER, SEWER AND/OR REUSE, AS APPROVED IN THESE PLANS, IS RESPONSIBLE FOR CONTACTING THE PUBLIC UTILITIES DEPARTMENT AT 919-996-4540 AT LEAST 24 HOURS PRIOR TO BEGINNING ANY OF THEIR CONSTRUCTION.

FAILURE TO NOTIFY BOTH CITY DEPARTMENTS IN ADVANCE OF BEGINNING CONSTRUCTION WILL RESULT IN THE ISSUANCE OF MONETARY FINES, AND REQUIRE REINSTALLATION OF ANY WATER OR SEWER FACILITIES NOT INSPECTED AS A RESULT OF THIS NOTIFICATION FAILURE.

FAILURE TO CALL FOR INSPECTION, INSTALL A DOWNSTREAM PLUG, HAVE PERMITTED PLANS ON THE JOBSITE, OR ANY OTHER VIOLATION OF CITY OF RALEIGH STANDARDS WILL RESULT IN A FINE AND POSSIBLE EXCLUSION FROM FUTURE WORK IN THE CITY OF RALEIGH.

SITE PERMITTING APPROVAL
Water and Sewer Permits (if Applicable)

The City of Raleigh consents to the connection and extension of the City's Public Sewer System as shown on this plan. The material and construction methods used for this project shall conform to the standards and specifications of the City's Public Utilities Handbook, City of Raleigh Public Utilities Department Permit # **S-5108**.

The City of Raleigh consents to the connection and extension of the City's Public Water System as shown on this plan. The material and construction methods used for this project shall conform to the standards and specifications of the City's Public Utilities Handbook, City of Raleigh Public Utilities Department Permit # **W-4015**.

CITY OF RALEIGH - PLANS AUTHORIZED FOR CONSTRUCTION

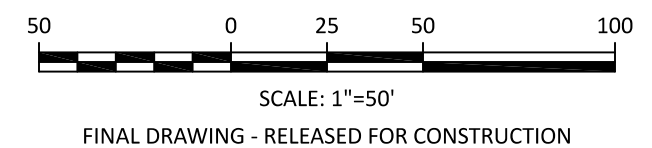
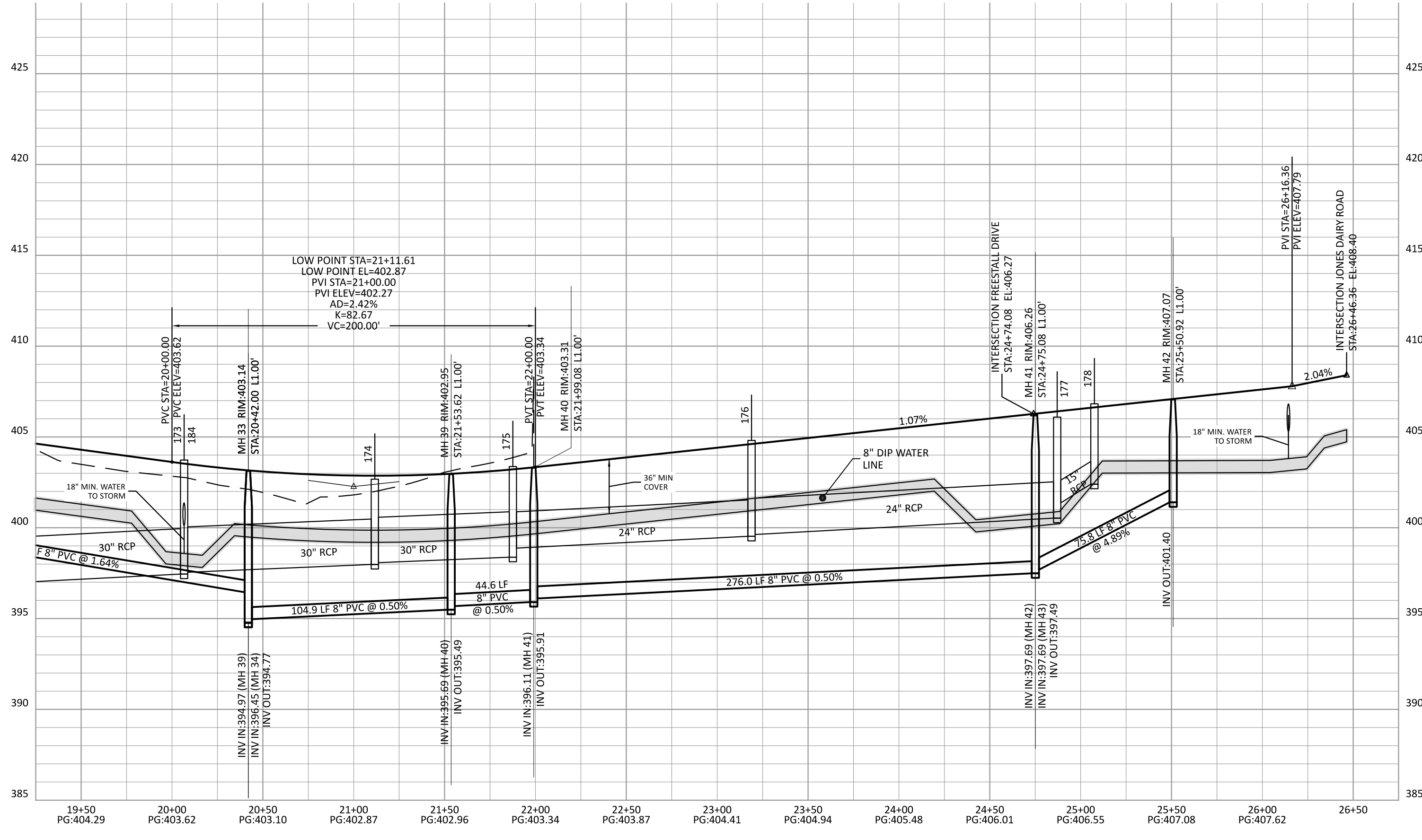
Electronic Approval: This approval is being issued electronically. This approval is valid only upon the signature of a City of Raleigh Review Officer Below. The City will retain a copy of the approved plans. Any work authorized by this approval must proceed in accordance with the plans kept on file with the City. This electronic approval may not be edited once issued. Any modification to this approval once issued will invalidate this approval.

City of Raleigh Development Approval
Raleigh Water Review Officer

CLIENT:

PRESERVE AT JONES DAIRY, LLC
10534 ARNOLD PALMER DRIVE
RALEIGH, NC 27617 919-491-0761


NO.	DATE	DESCRIPTION
1	2023-03-17	REVISIONS PER DOT COMMENTS FOR WATER LINE CONNECTIONS



PRESERVE AT JONES DAIRY - CENTRAL CONSTRUCTION DRAWINGS

ROLESVILLE, NC

BELGIAN RED WAY PLAN AND PROFILE



PROJECT NO: ---

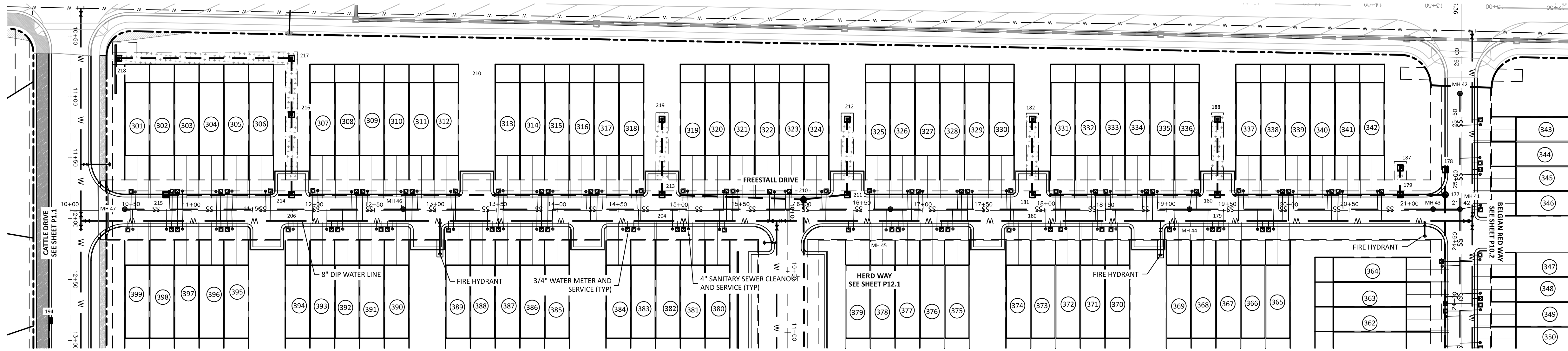
DESIGN BY: JPE

DRAWN BY: RSF

SCALE: 1"=50'

DATE: 2023-01-27

SHEET NO: **P10.2**

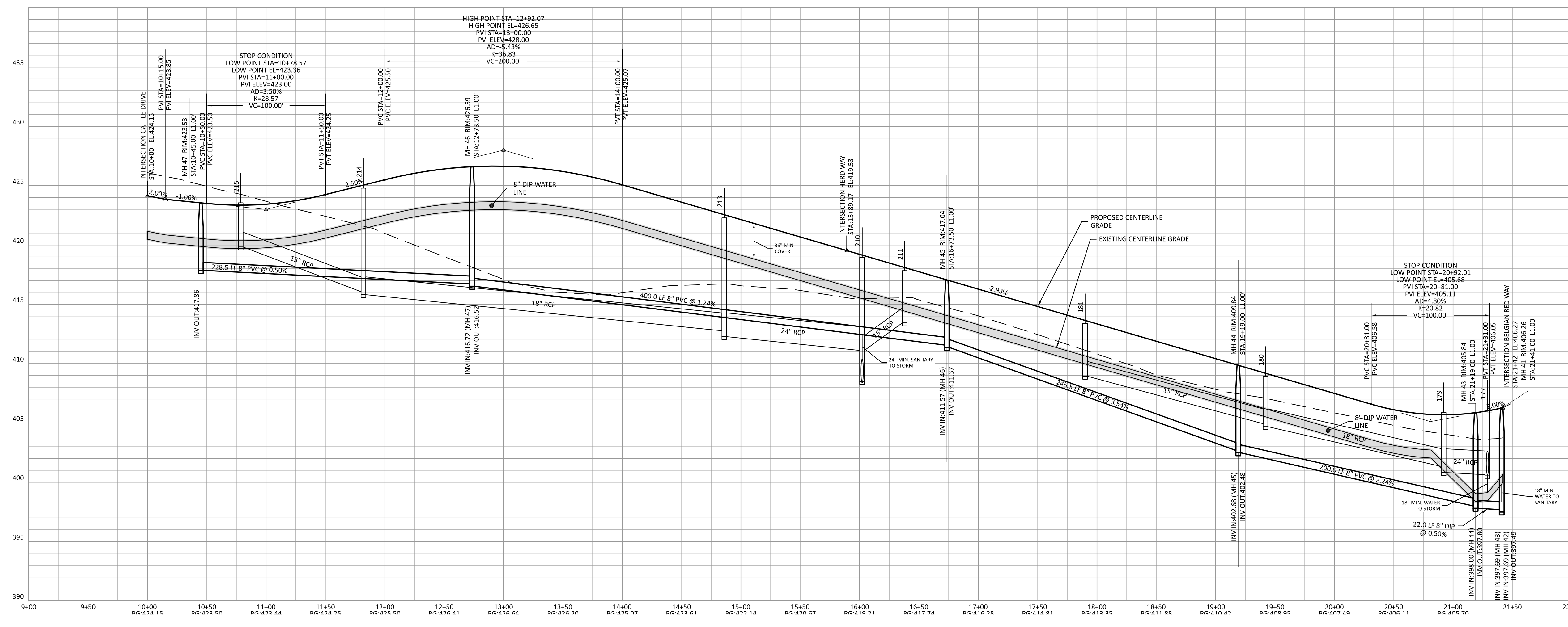


ATTENTION CONTRACTORS
 THE CONSTRUCTION CONTRACTOR RESPONSIBLE FOR THE EXTENSION OF WATER, SEWER AND/OR REUSE, AS APPROVED IN THESE PLANS, IS RESPONSIBLE FOR CONTACTING THE PUBLIC UTILITIES DEPARTMENT AT 919-996-4540 AT LEAST 24 HOURS PRIOR TO BEGINNING ANY OF THEIR CONSTRUCTION.
 FAILURE TO NOTIFY BOTH CITY DEPARTMENTS IN ADVANCE OF BEGINNING CONSTRUCTION WILL RESULT IN THE ISSUANCE OF MONETARY FINES, AND REQUIRE REINSTALLATION OF ANY WATER OR SEWER FACILITIES NOT INSPECTED AS A RESULT OF THIS NOTIFICATION FAILURE.
 FAILURE TO CALL FOR INSPECTION, INSTALL A DOWNSTREAM PLUG, HAVE PERMITTED PLANS ON THE JOBSITE, OR ANY OTHER VIOLATION OF CITY OF RALEIGH STANDARDS WILL RESULT IN A FINE AND POSSIBLE EXCLUSION FROM FUTURE WORK IN THE CITY OF RALEIGH.

SITE PERMITTING APPROVAL
 Water and Sewer Permits (if Applicable)
 The City of Raleigh consents to the connection and extension of the City's Public Sewer System as shown on this plan. The material and construction methods used for this project shall conform to the standards and specifications of the City's Public Utilities Handbook, City of Raleigh Public Utilities Department Permit # **5-2108**.
 The City of Raleigh consents to the connection and extension of the City's Public Water System as shown on this plan. The material and construction methods used for this project shall conform to the standards and specifications of the City's Public Utilities Handbook, City of Raleigh Public Utilities Department Permit # **W-4015**.
CITY OF RALEIGH - PLANS AUTHORIZED FOR CONSTRUCTION
 Electronic Approval: This approval is being issued electronically. This approval is valid only upon the signature of a City of Raleigh Review Officer Below. The City will retain a copy of the approved plans. Any work authorized by this approval must proceed in accordance with the plans kept on file with the City. This electronic approval may not be edited once issued. Any modification to this approval once issued will invalidate this approval.
 City of Raleigh Development Approval
 Raleigh Water Review Officer

CLIENT:
 PRESERVE AT JONES DAIRY, LLC
 10534 ARNOLD PALMER DRIVE
 RALEIGH, NC 27617 919-491-0761

NO.	DATE	DESCRIPTION




FINAL DRAWING - RELEASED FOR CONSTRUCTION

SCALE: 1"=50'

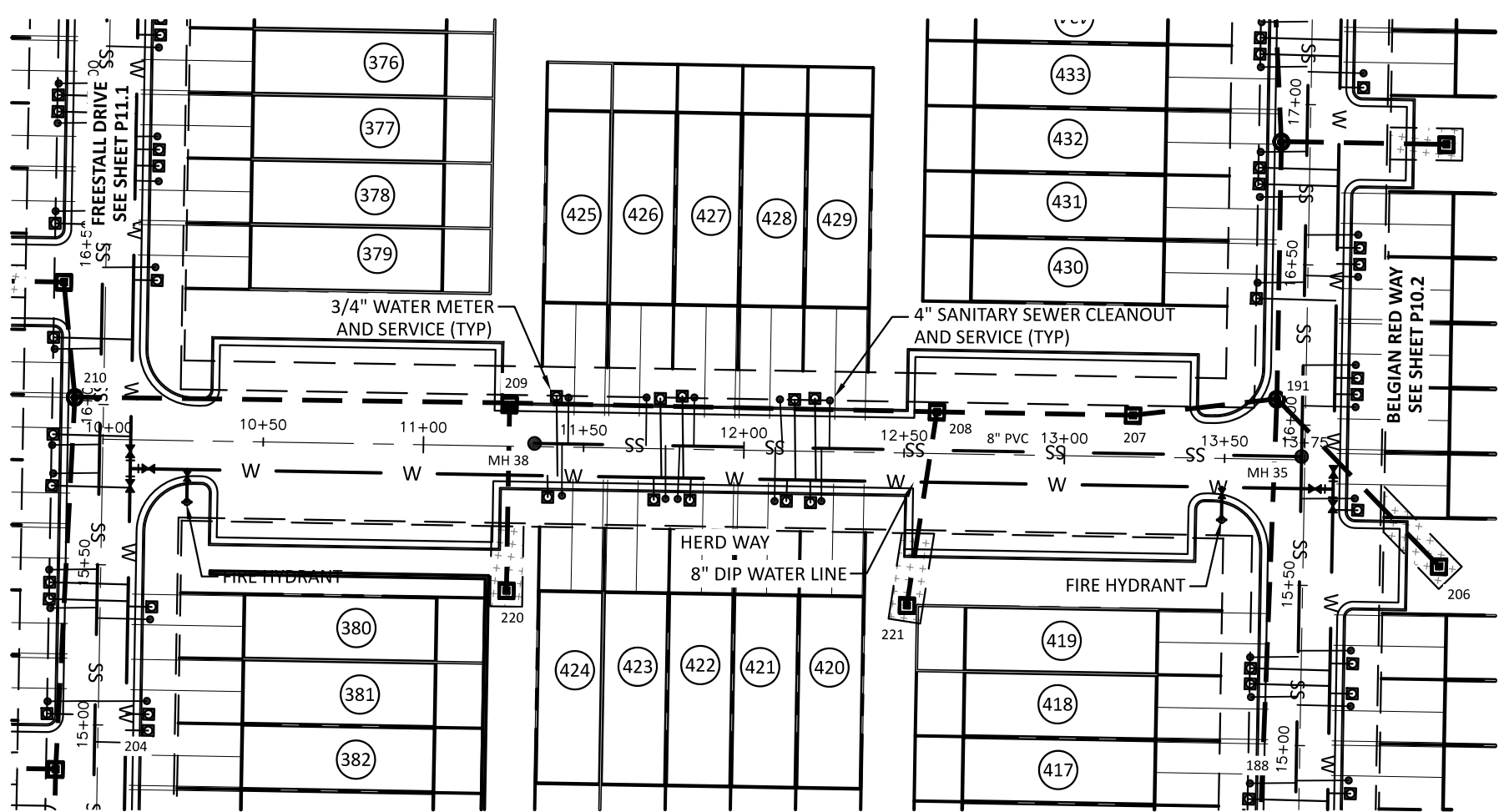
DATE: 2023-01-27

SHEET NO: **P11.1**

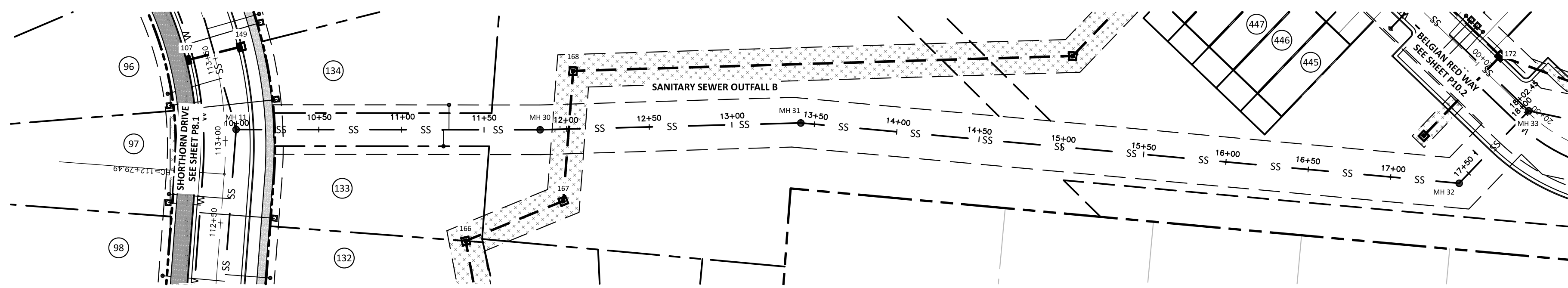
PRESERVE AT JONES DAIRY - CENTRAL
 CONSTRUCTION DRAWINGS
 ROLESVILLE, NC
 FREESTALL DRIVE PLAN AND PROFILE



PROJECT NO: ---
 DESIGN BY: JPE
 DRAWN BY: RSF
 SCALE: 1"=50'
 DATE: 2023-01-27
 SHEET NO: **P11.1**



HERD WAY



SANITARY SEWER OUTFALL B

SITE PERMITTING APPROVAL

Water and Sewer Permits (If Applicable)

The City of Raleigh consents to the connection and extension of the City's Public Sewer System as shown on this plan. The material and construction methods used for this project shall conform to the standards and specifications of the City's Public Utilities Handbook, City of Raleigh Public Utilities Department Permit # **W-1018**.

The City of Raleigh consents to the connection and extension of the City's Public Water System as shown on this plan. The material and construction methods used for this project shall conform to the standards and specifications of the City's Public Utilities Handbook, City of Raleigh Public Utilities Department Permit # **W-4018**.

CITY OF RALEIGH - PLANS AUTHORIZED FOR CONSTRUCTION

Electronic Approval: This approval is being issued electronically. This approval is valid only upon the signature of a City of Raleigh Review Officer Below. The City will retain a copy of the approved plans. Any work authorized by this approval must proceed in accordance with the plans kept on file with the City. This electronic approval may not be edited once issued. Any modification to this approval once issued will invalidate this approval.

City of Raleigh Development Approval
Raleigh Water Review Officer

ATTENTION CONTRACTORS

THE CONSTRUCTION CONTRACTOR RESPONSIBLE FOR THE EXTENSION OF WATER, SEWER AND/OR REUSE, AS APPROVED IN THESE PLANS, IS RESPONSIBLE FOR CONTACTING THE PUBLIC UTILITIES DEPARTMENT AT 919-996-4540 AT LEAST 24 HOURS PRIOR TO BEGINNING ANY OF THEIR CONSTRUCTION.

FAILURE TO NOTIFY BOTH CITY DEPARTMENTS IN ADVANCE OF BEGINNING CONSTRUCTION WILL RESULT IN THE ISSUANCE OF MONETARY FINES, AND REQUIRE REINSTALLATION OF ANY WATER OR SEWER FACILITIES NOT INSPECTED AS A RESULT OF THIS NOTIFICATION FAILURE.

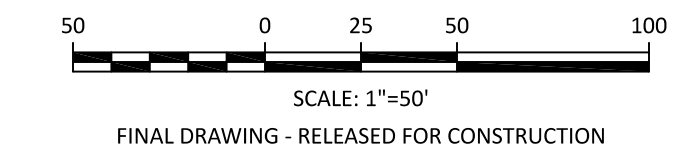
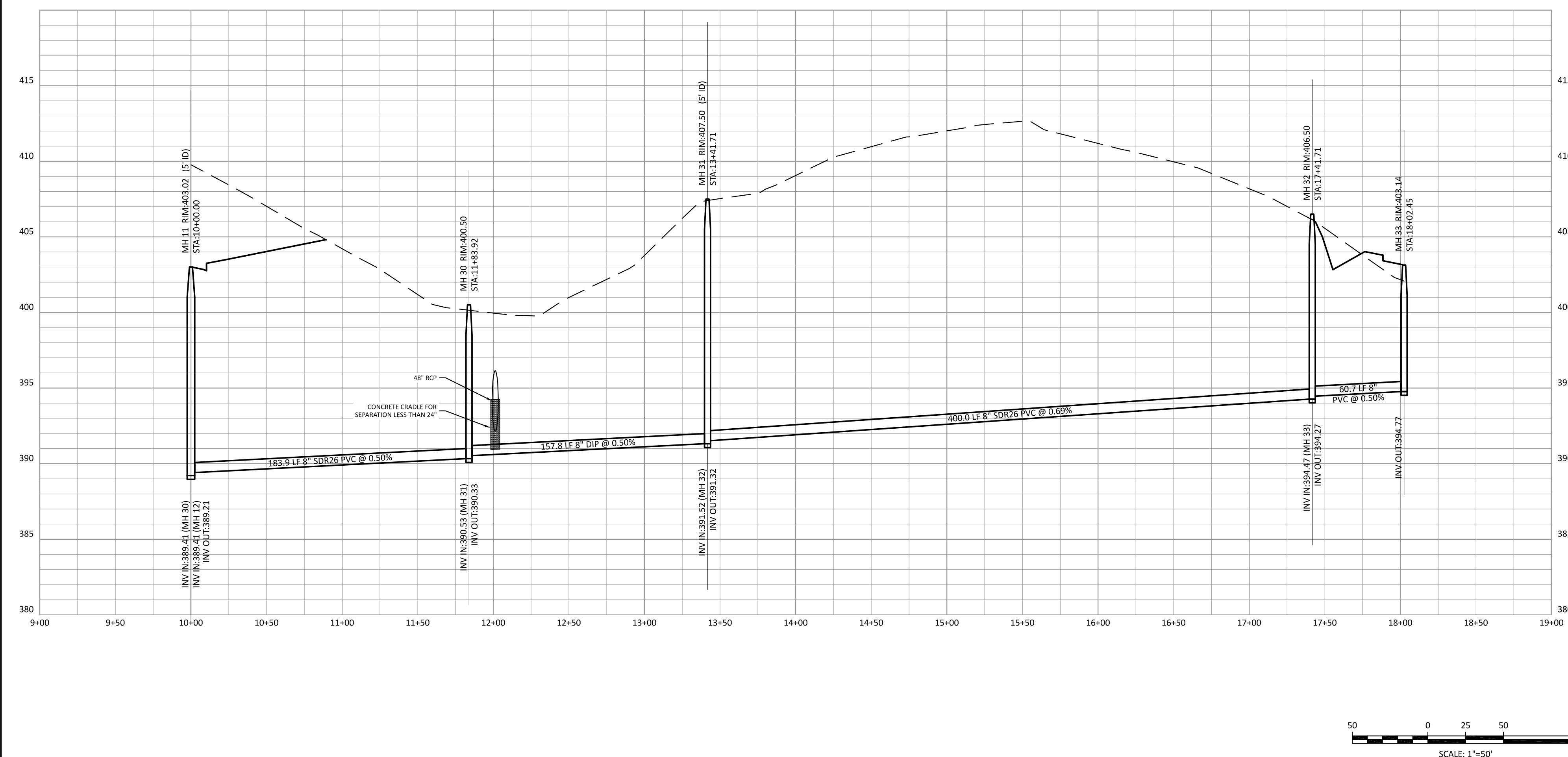
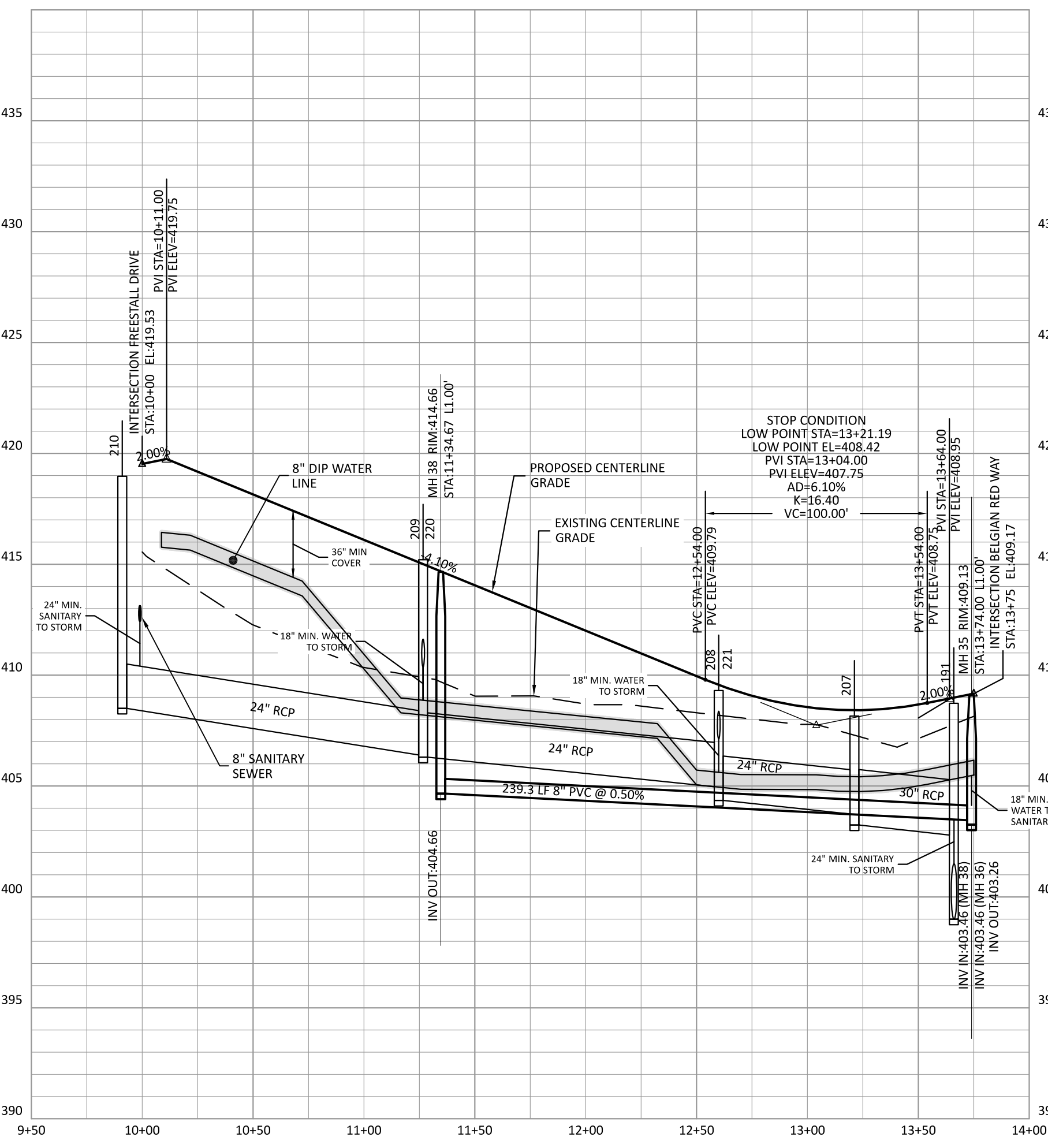
FAILURE TO CALL FOR INSPECTION, INSTALL A DOWNSTEAM PLUG, HAVE PERMITTED PLANS ON THE JOBSITE, OR ANY OTHER VIOLATION OF CITY OF RALEIGH STANDARDS WILL RESULT IN A FINE AND POSSIBLE EXCLUSION FROM FUTURE WORK IN THE CITY OF RALEIGH.

The Nau Company
Consulting Civil Engineers
PO Box 810, Rolesville, NC 27571
919-435-6395
NCBELS License P-0751

CLIENT:
PRESERVE AT JONES DAIRY, LLC
10534 ARNOLD PALMER DRIVE
RALEIGH, NC 27617 919-491-0761

REVISIONS


NO.	DATE	DESCRIPTION



PRESERVE AT JONES DAIRY - CENTRAL
CONSTRUCTION DRAWINGS

ROLESVILLE, NC

HERD WAY AND SANITARY SEWER OUTFALL B
PLAN AND PROFILE



PROJECT NO: ...

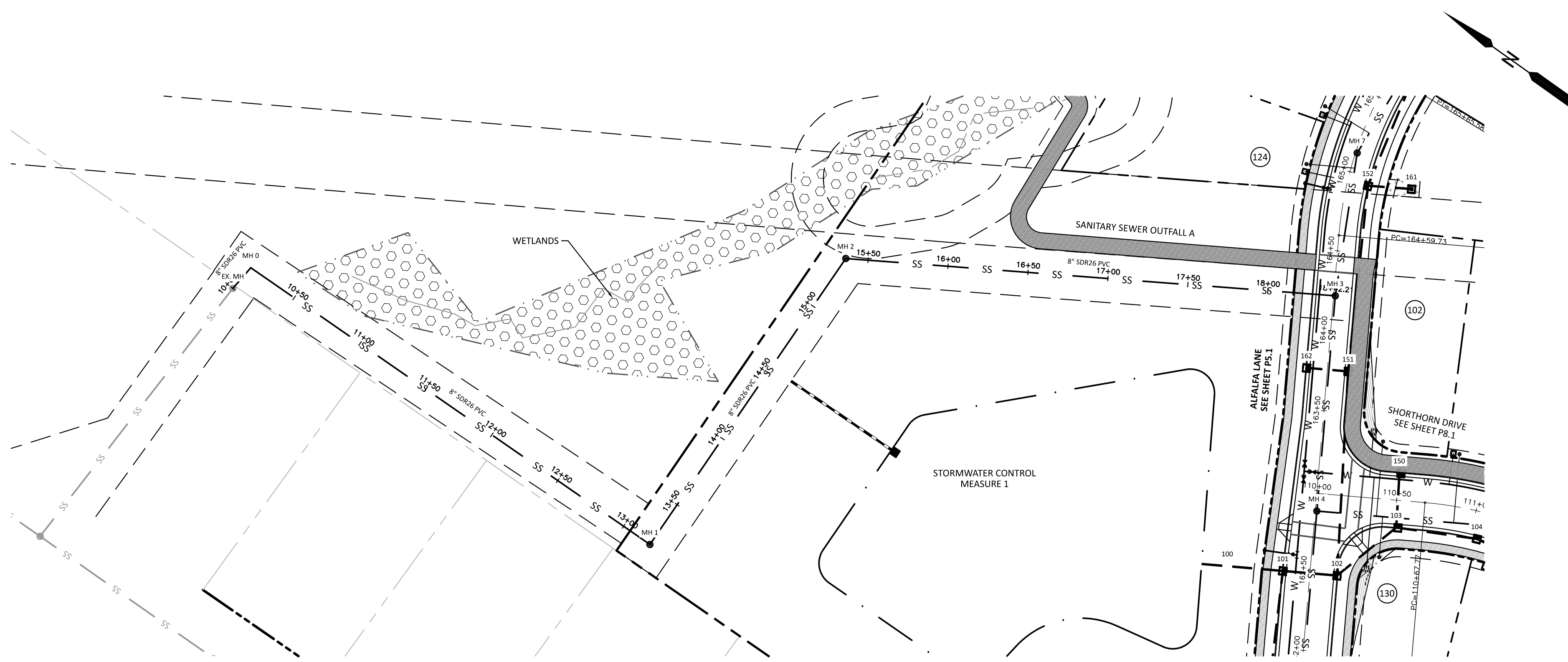
DESIGN BY: JPE

DRAWN BY: RSF

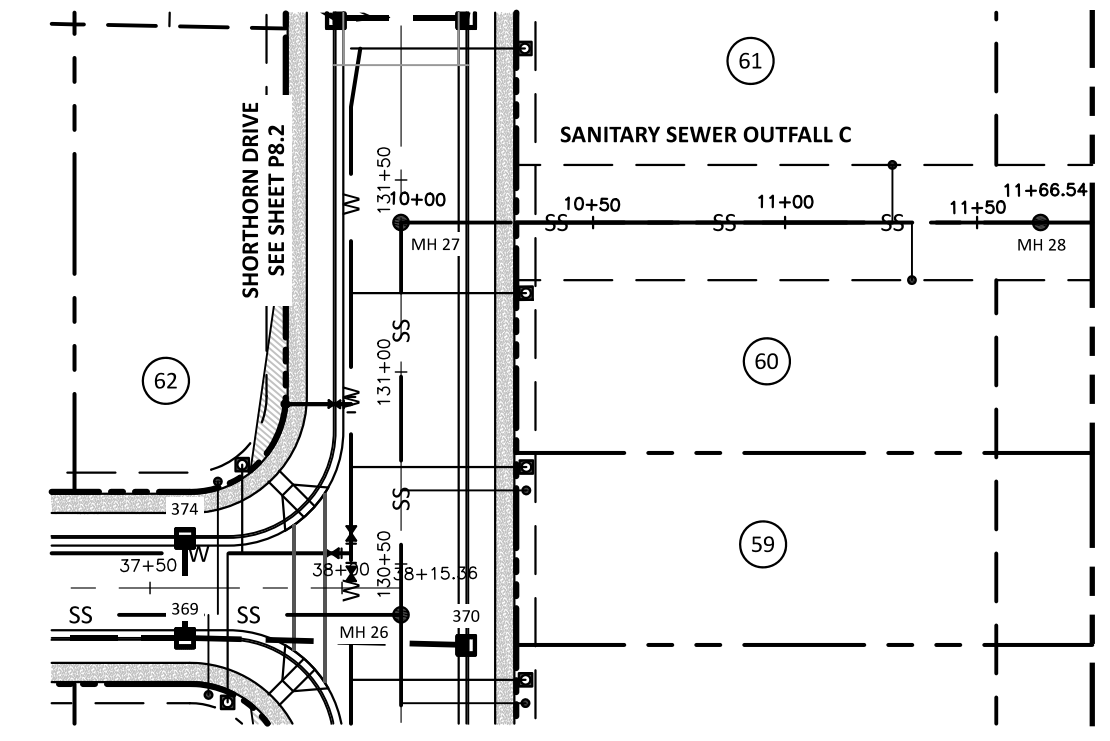
SCALE: 1"=50'

DATE: 2023-01-27

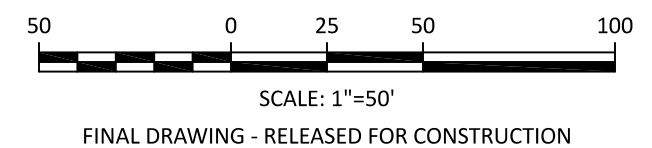
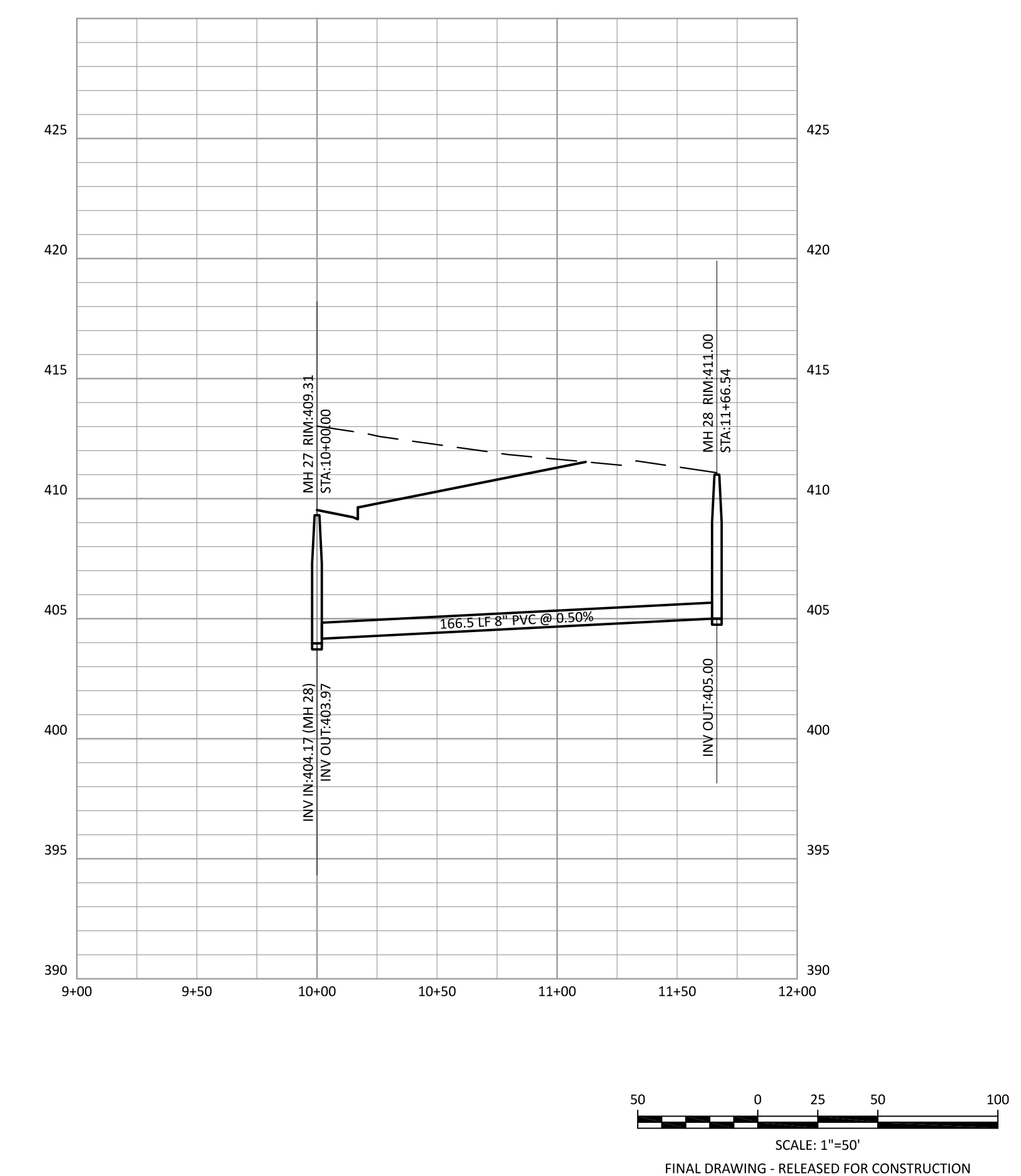
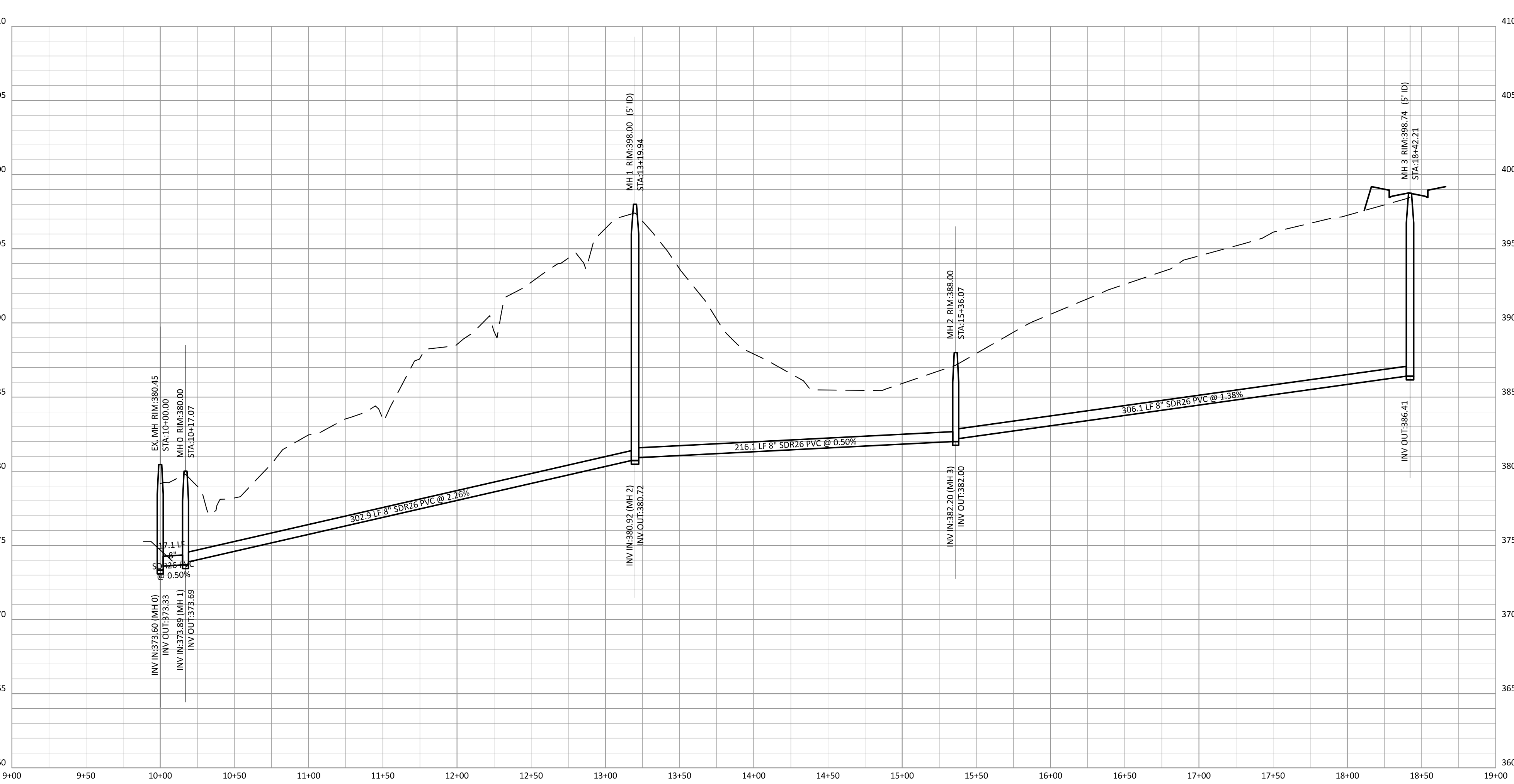
SHEET NO: **P12.1**



SANITARY SEWER OUTFALL A



SANITARY SEWER OUTFALL C



SITE PERMITTING APPROVAL
 Water and Sewer Permits (If Applicable)

The City of Raleigh consents to the connection and extension of the City's Public Sewer System as shown on this plan. The material and construction methods used for this project shall conform to the standards and specifications of the City's Public Utilities Handbook. City of Raleigh Public Utilities Department Permit # **S-4108**.

The City of Raleigh consents to the connection and extension of the City's Public Water System as shown on this plan. The material and construction methods used for this project shall conform to the standards and specifications of the City's Public Utilities Handbook. City of Raleigh Public Utilities Department Permit # **W-4018**.

CITY OF RALEIGH - PLANS AUTHORIZED FOR CONSTRUCTION
 Electronic Approval: This approval is being issued electronically. This approval is valid only upon the signature of a City of Raleigh Review Officer Below. The City will retain a copy of the approved plans. Any work authorized by this approval must proceed in accordance with the plans kept on file with the City. This electronic approval may not be edited once issued. Any modification to this approval once issued will invalidate this approval.

City of Raleigh Development Approval
 Raleigh Water Review Officer

ATTENTION CONTRACTORS

THE CONSTRUCTION CONTRACTOR RESPONSIBLE FOR THE EXTENSION OF WATER, SEWER AND/OR REUSE, AS APPROVED IN THESE PLANS, IS RESPONSIBLE FOR CONTACTING THE PUBLIC UTILITIES DEPARTMENT AT 919-996-4540 AT LEAST 24 HOURS PRIOR TO BEGINNING ANY OF THEIR CONSTRUCTION.

FAILURE TO NOTIFY BOTH CITY DEPARTMENTS IN ADVANCE OF BEGINNING CONSTRUCTION WILL RESULT IN THE ISSUANCE OF MONETARY FINES, AND REQUIRE REINSTALLATION OF ANY WATER OR SEWER FACILITIES NOT INSPECTED AS A RESULT OF THIS NOTIFICATION FAILURE.

FAILURE TO CALL FOR INSPECTION, INSTALL A DOWNSTREAM PLUG, HAVE PERMITTED PLANS ON THE JOBSITE, OR ANY OTHER VIOLATION OF CITY OF RALEIGH STANDARDS WILL RESULT IN A FINE AND POSSIBLE EXCLUSION FROM FUTURE WORK IN THE CITY OF RALEIGH.

The Nau Company
 Consulting Civil Engineers
 P.O. Box 810, Rolesville, NC 27571
 919-435-6395
 NCBELS License P-0751


CLIENT:
 PRESERVE AT JONES DAIRY, LLC
 10534 ARNOLD PALMER DRIVE
 RALEIGH, NC 27617 919-491-0761

NO.	DATE	DESCRIPTION

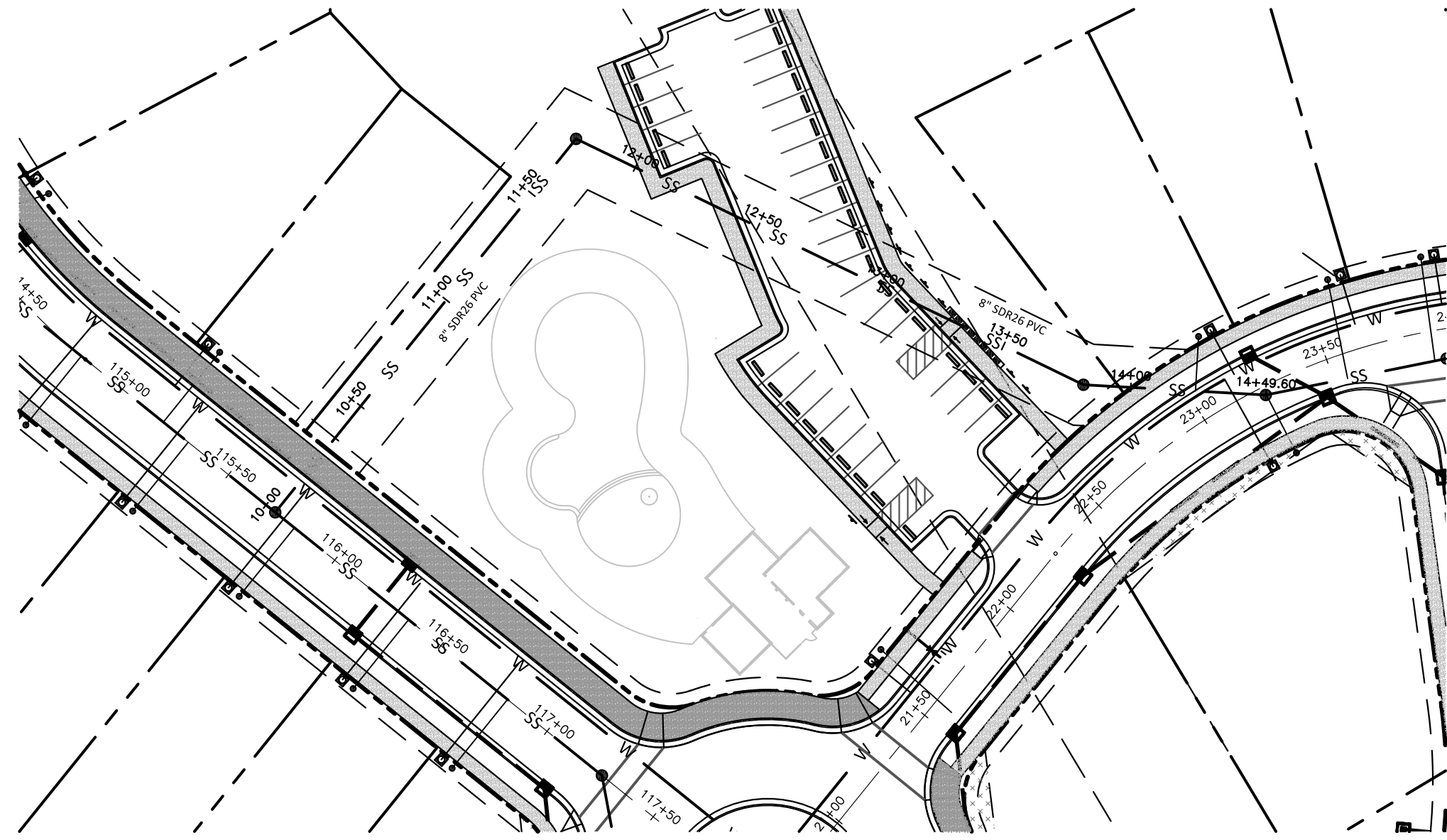
PRESERVE AT JONES DAIRY - CENTRAL
 CONSTRUCTION DRAWINGS

ROLESVILLE, NC

SANITARY SEWER OUTFALL A AND C
 PLAN AND PROFILE



PROJECT NO: ...
 DESIGN BY: JPE
 DRAWN BY: RSF
 SCALE: 1"=50'
 DATE: 2023-01-27
 SHEET NO: **P13.1**



SANITARY SEWER OUTFALL D

SITE PERMITTING APPROVAL
Water and Sewer Permits (If Applicable)
 The City of Raleigh consents to the connection and extension of the City's Public Sewer System as shown on this plan. The material and construction methods used for this project shall conform to the standards and specifications of the City's Public Utilities Handbook. City of Raleigh Public Utilities Department Permit # **W-4018**
 The City of Raleigh consents to the connection and extension of the City's Public Water System as shown on this plan. The material and construction methods used for this project shall conform to the standards and specifications of the City's Public Utilities Handbook. City of Raleigh Public Utilities Department Permit # **W-4018**
CITY OF RALEIGH - PLANS AUTHORIZED FOR CONSTRUCTION
 Electronic Approval: This approval is being issued electronically. This approval is valid only upon the signature of a City of Raleigh Review Officer Below. The City will retain a copy of the approved plans. Any work authorized by this approval must proceed in accordance with the plans kept on file with the City. This electronic approval may not be edited once issued. Any modification to this approval once issued will invalidate this approval.
 City of Raleigh Development Approval _____
 Raleigh Water Review Officer _____

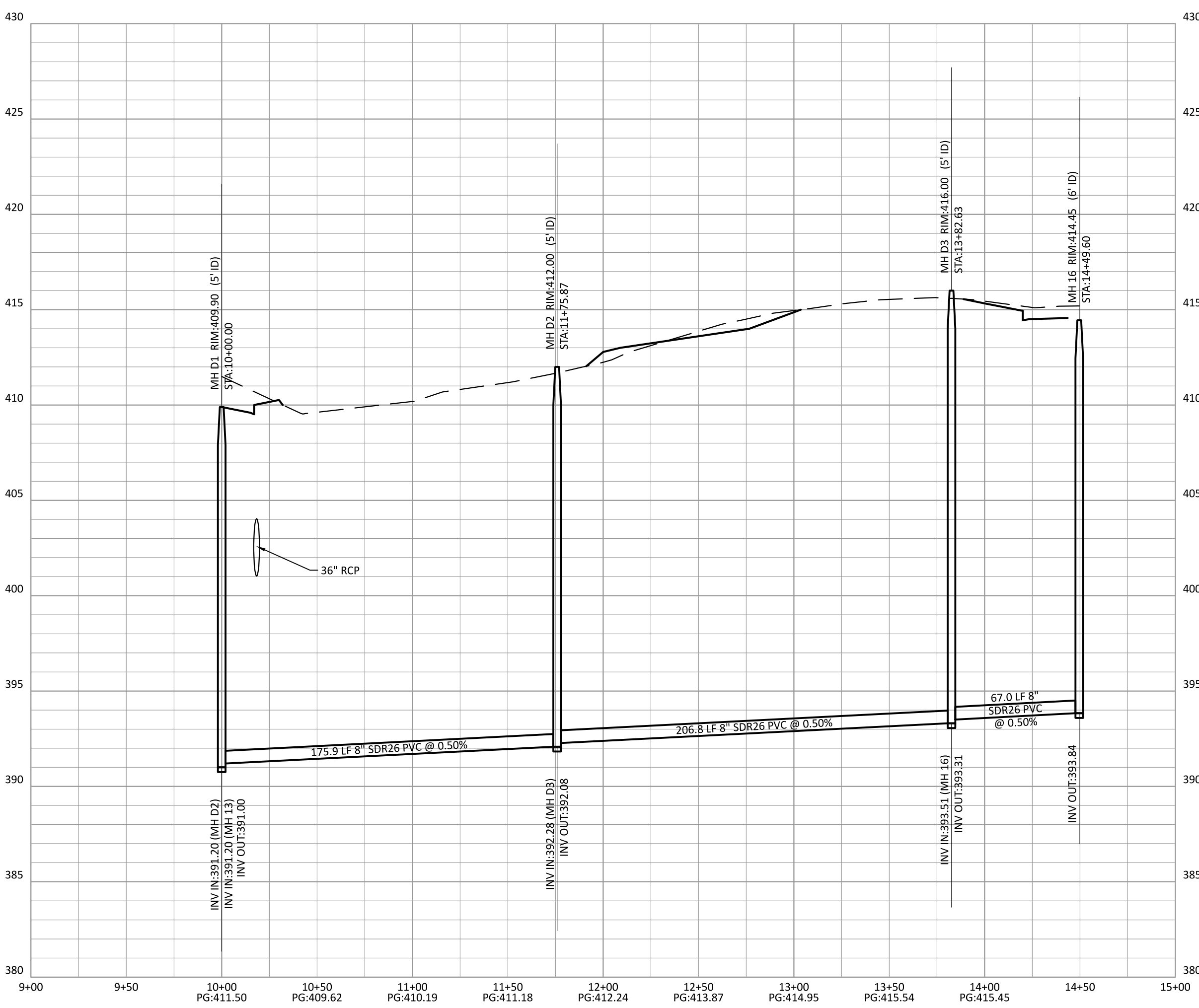
ATTENTION CONTRACTORS
 THE CONSTRUCTION CONTRACTOR RESPONSIBLE FOR THE EXTENSION OF WATER, SEWER AND/OR REUSE, AS APPROVED IN THESE PLANS, IS RESPONSIBLE FOR CONTACTING THE PUBLIC UTILITIES DEPARTMENT AT 919-996-4540 AT LEAST 24 HOURS PRIOR TO BEGINNING ANY OF THEIR CONSTRUCTION.
 FAILURE TO NOTIFY BOTH CITY DEPARTMENTS IN ADVANCE OF BEGINNING CONSTRUCTION WILL RESULT IN THE ISSUANCE OF MONETARY FINES, AND REQUIRE REINSTALLATION OF ANY WATER OR SEWER FACILITIES NOT INSPECTED AS A RESULT OF THIS NOTIFICATION FAILURE.
 FAILURE TO CALL FOR INSPECTION, INSTALL A DOWNSTEAM PLUG, HAVE PERMITTED PLANS ON THE JOBSITE, OR ANY OTHER VIOLATION OF CITY OF RALEIGH STANDARDS WILL RESULT IN A FINE AND POSSIBLE EXCLUSION FROM FUTURE WORK IN THE CITY OF RALEIGH.




The Nau Company
 Consulting Civil Engineers
 PO Box 810, Rolesville, NC 27571
 919-435-6395
 NCBELS License P-0751

CLIENT:
 PRESERVE AT JONES DAIRY, LLC
 10534 ARNOLD PALMER DRIVE
 RALEIGH, NC 27617 919-491-0761

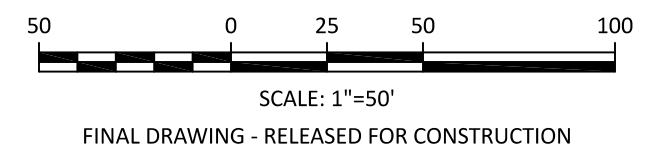
NO.	DATE	DESCRIPTION

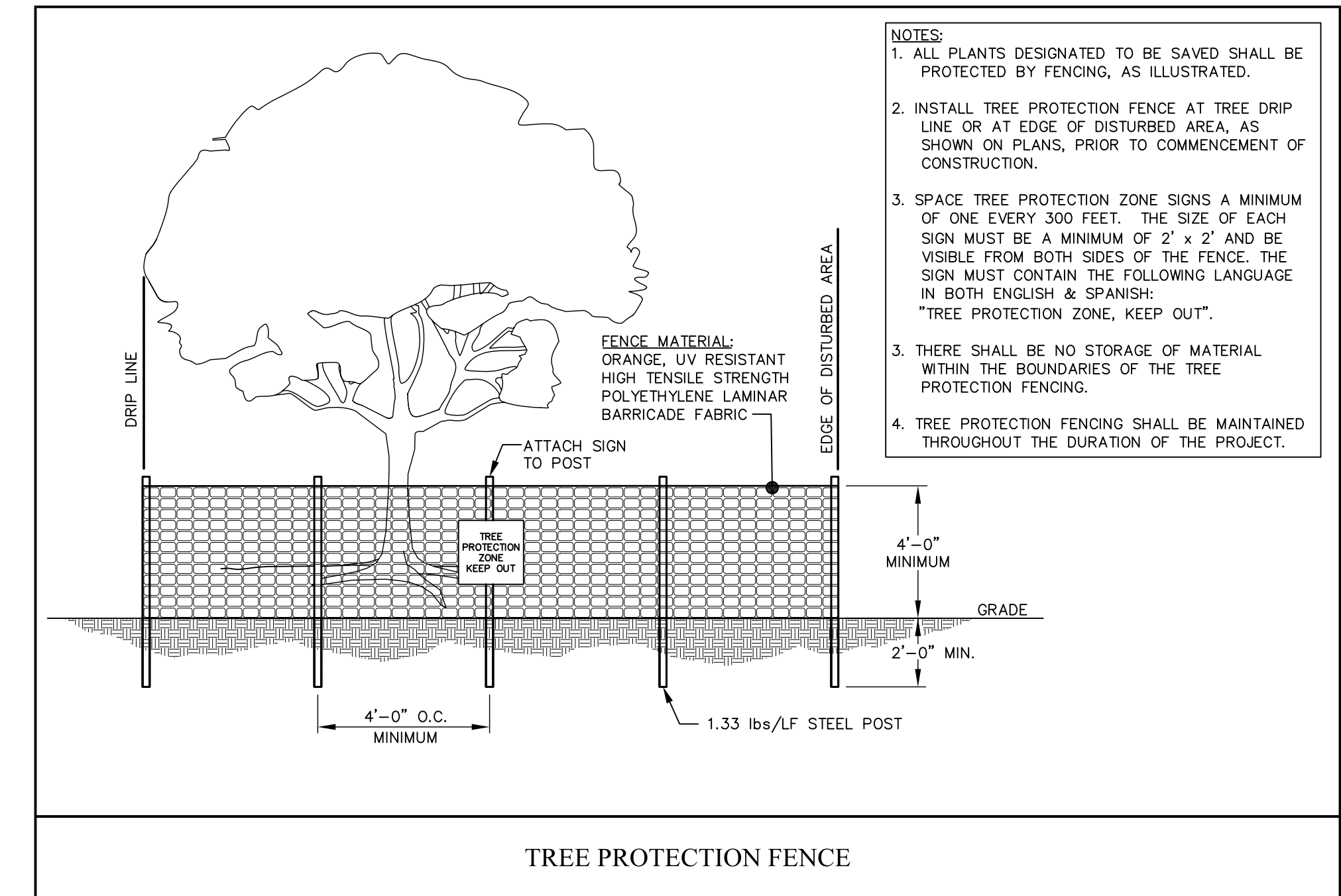
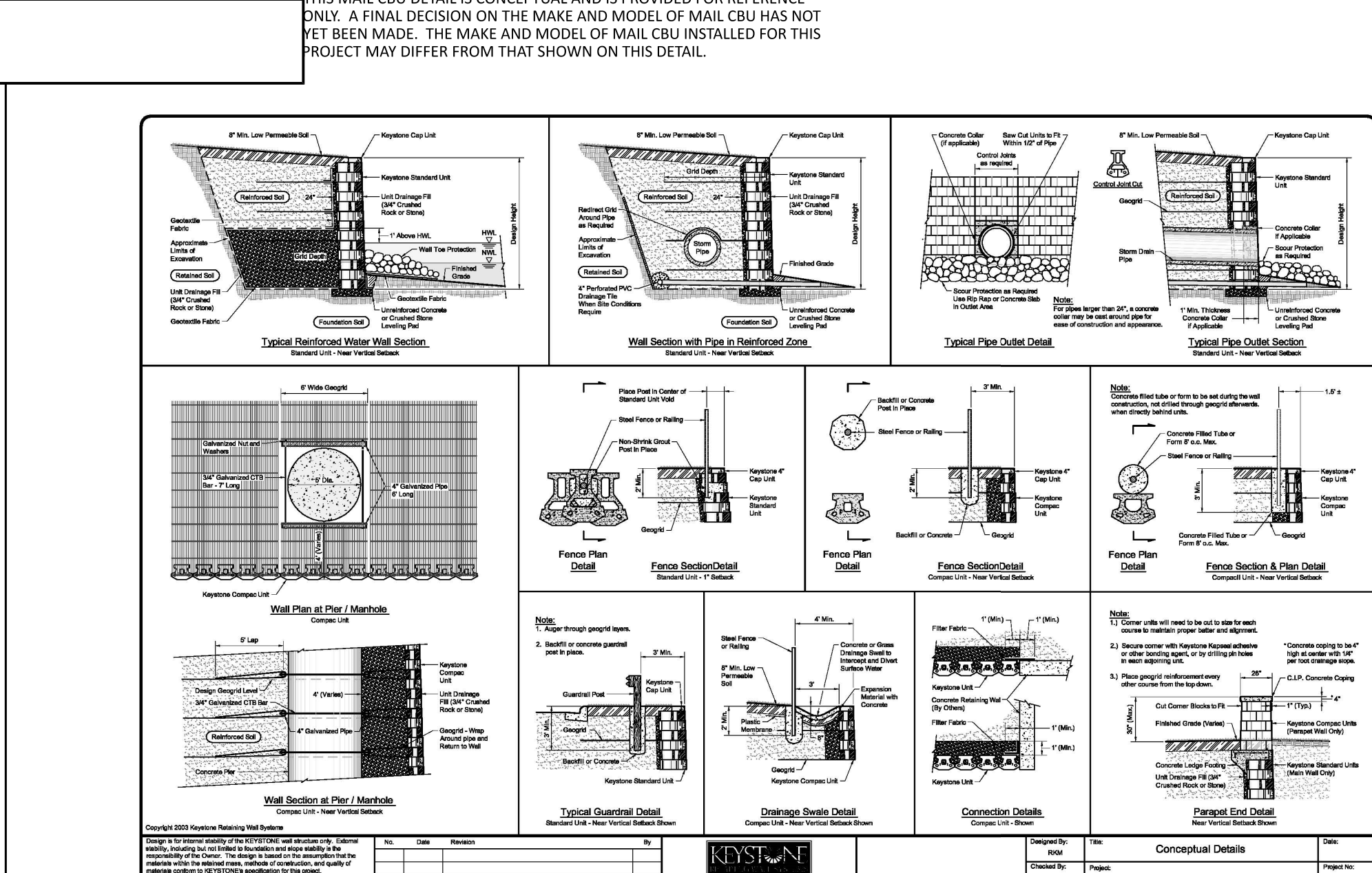
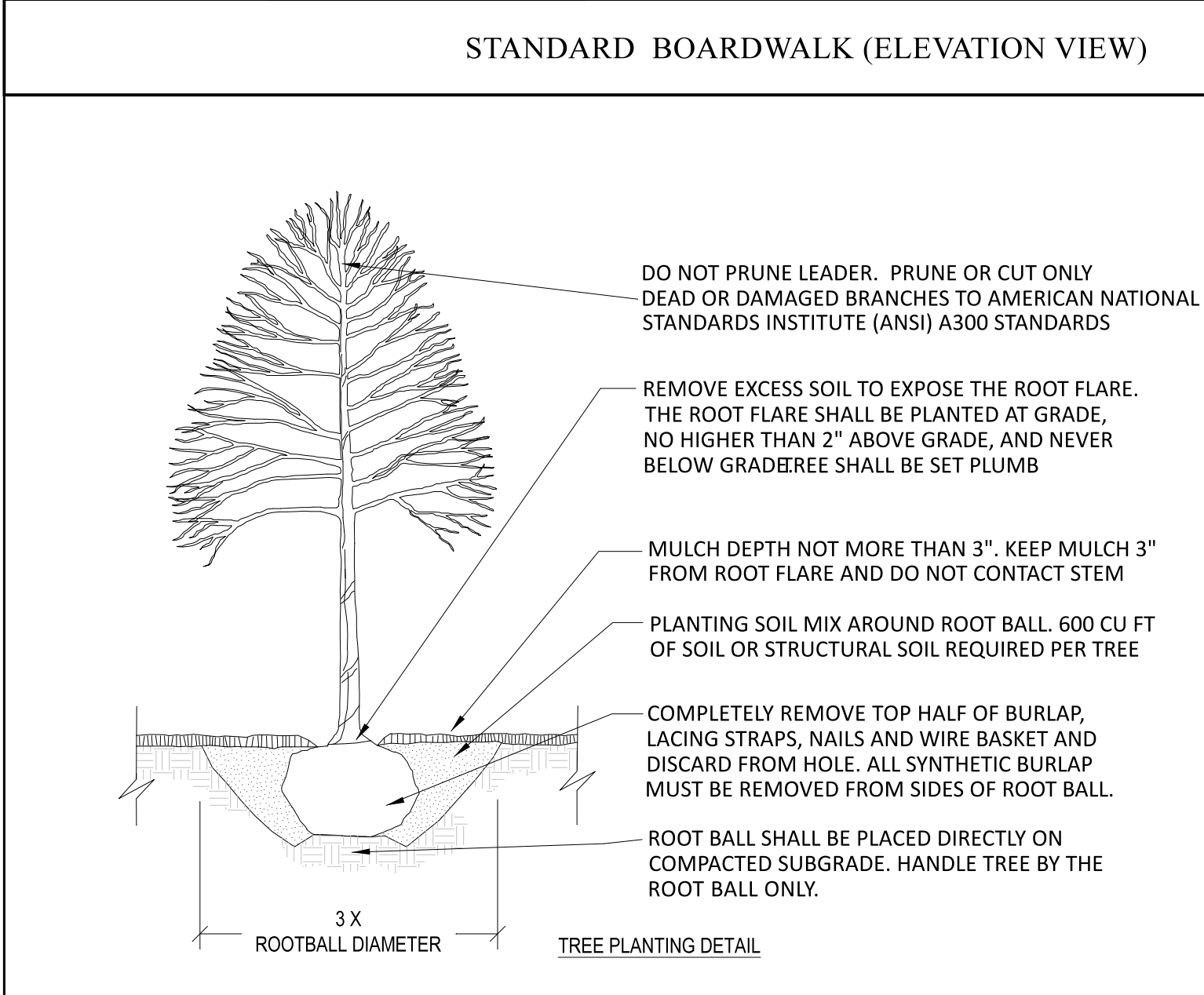
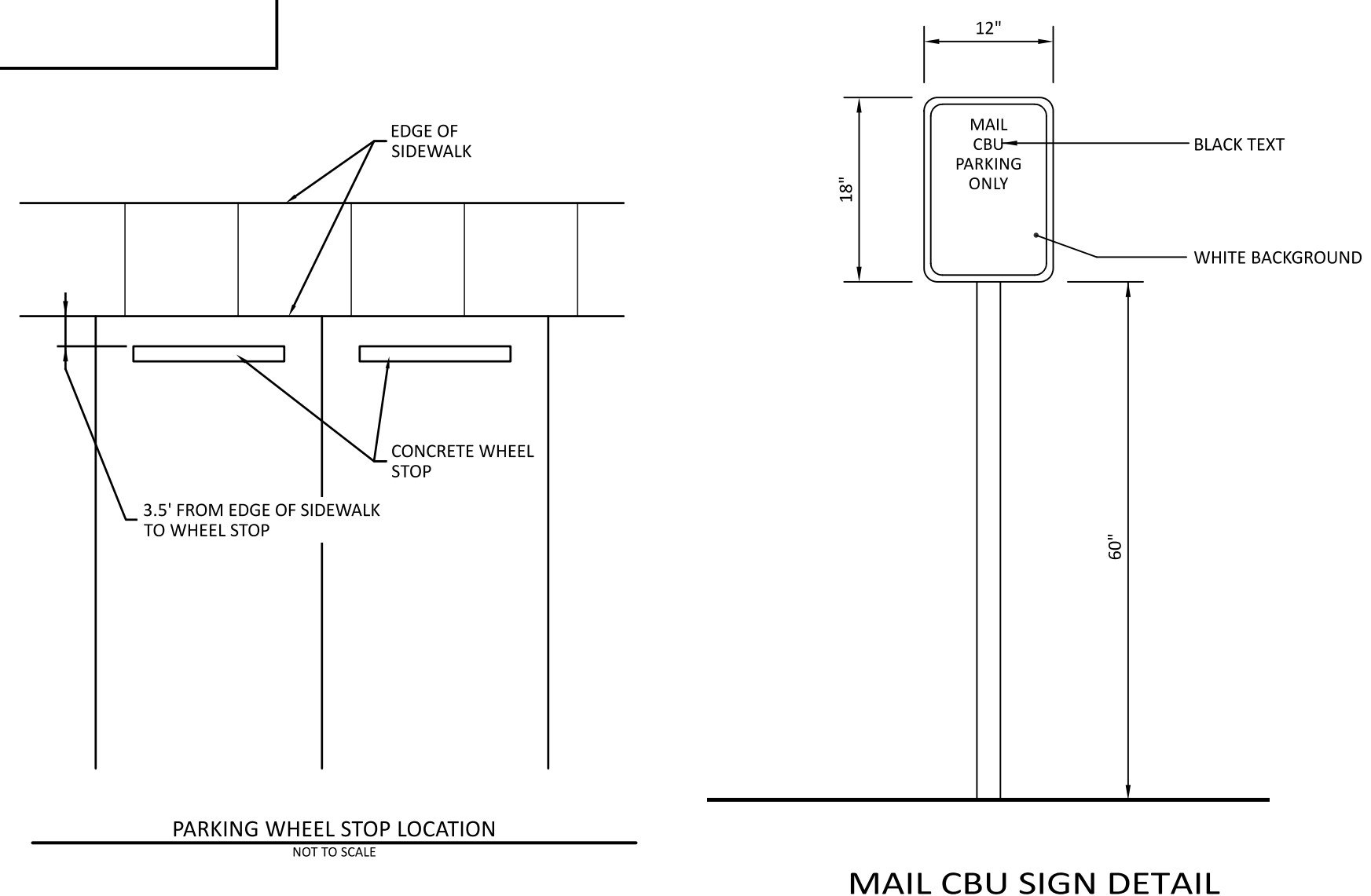
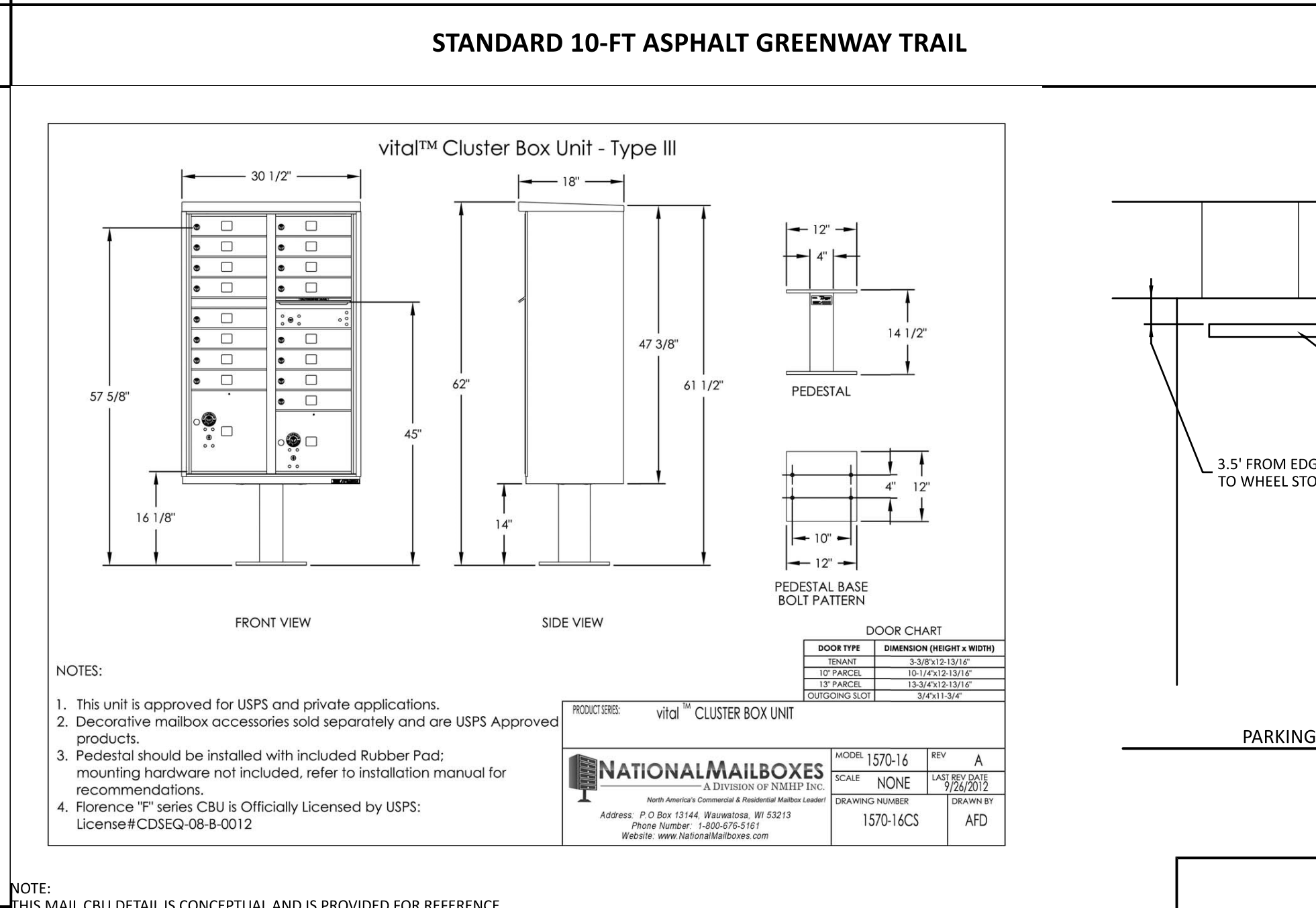
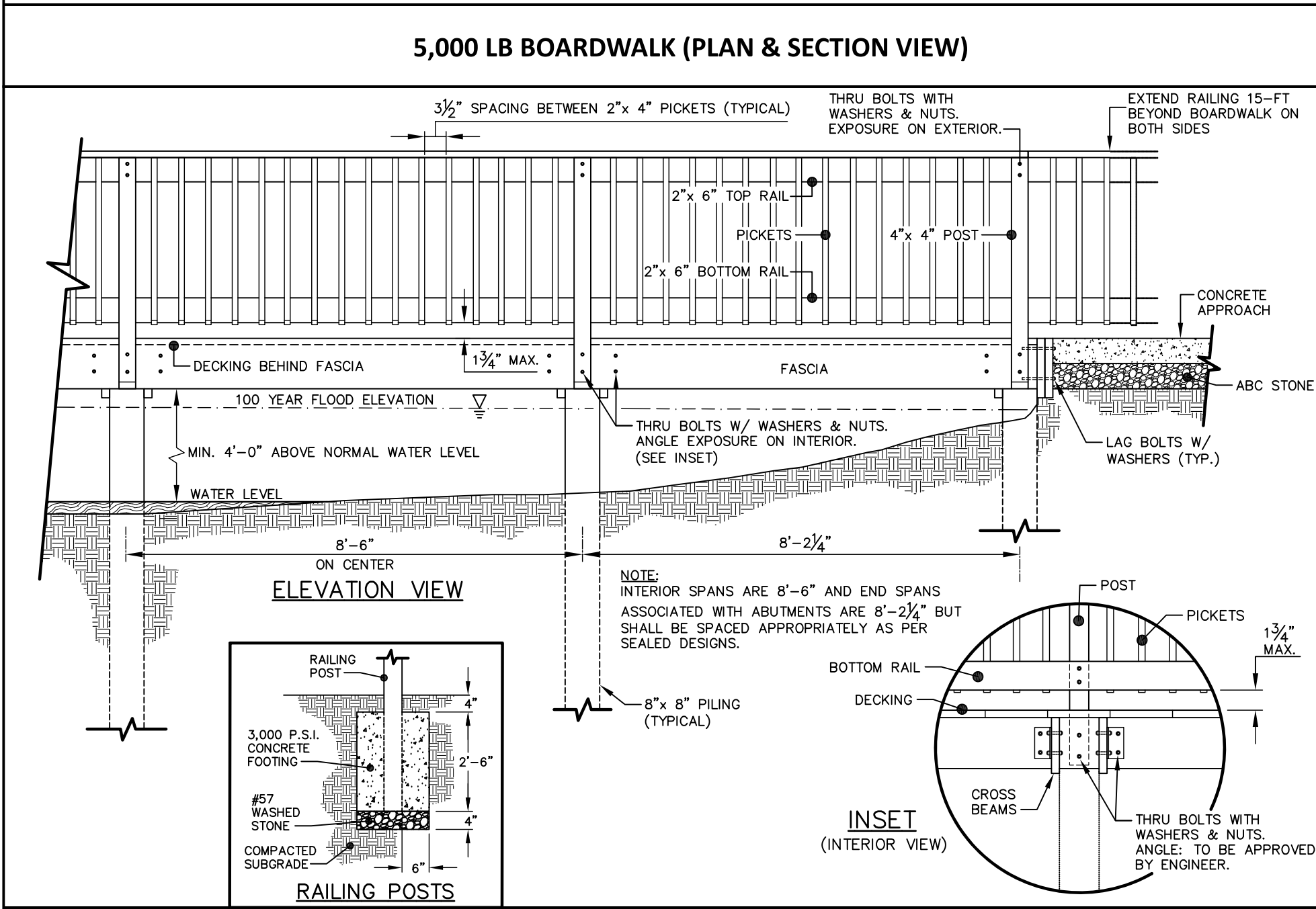
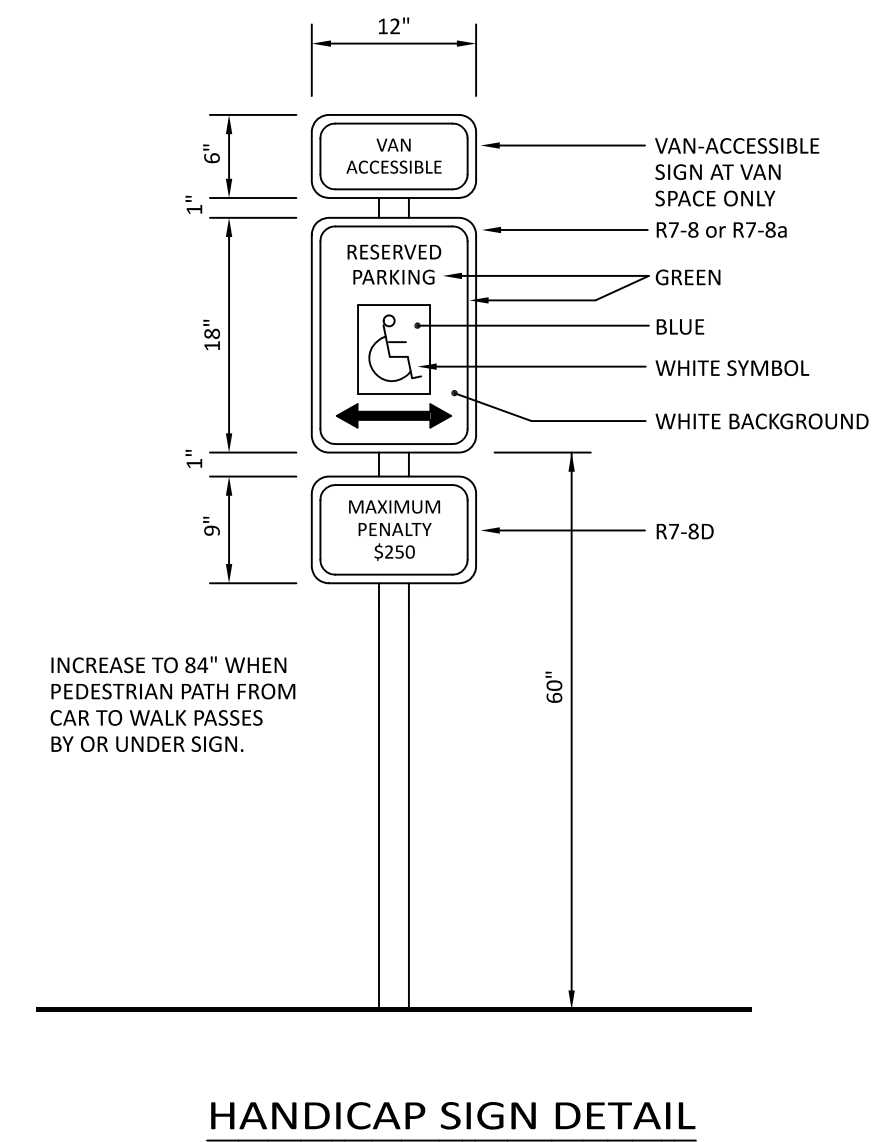
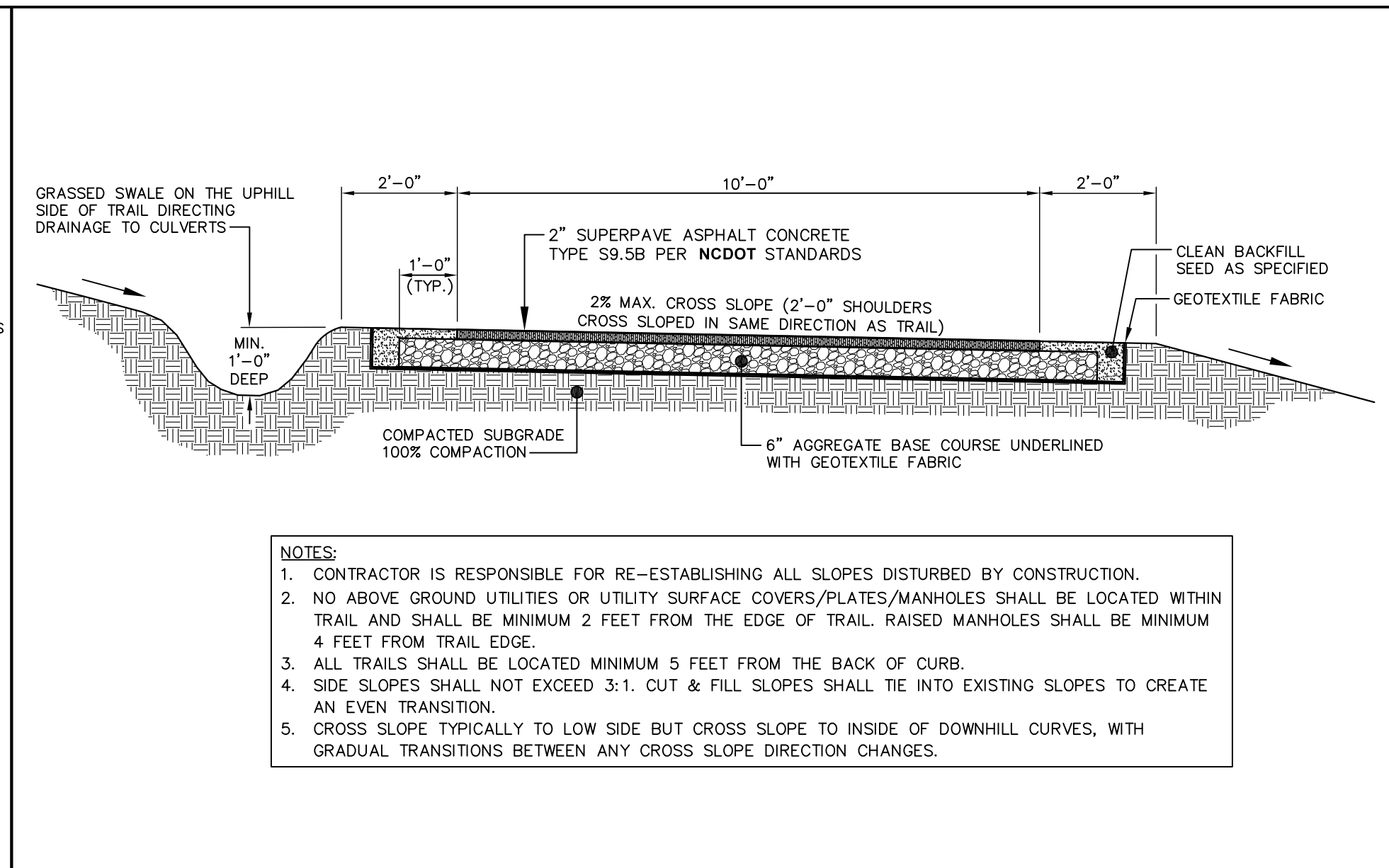
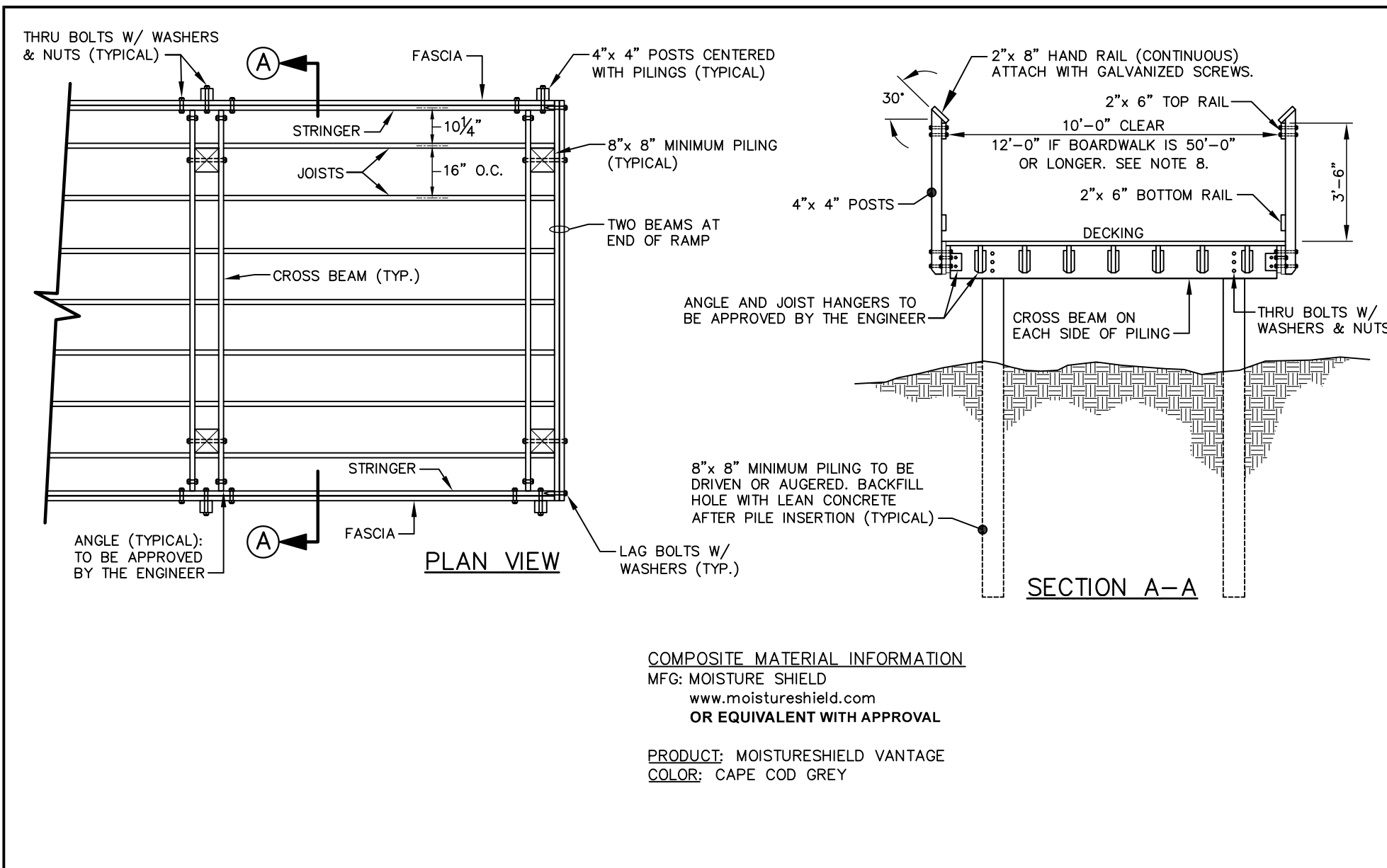


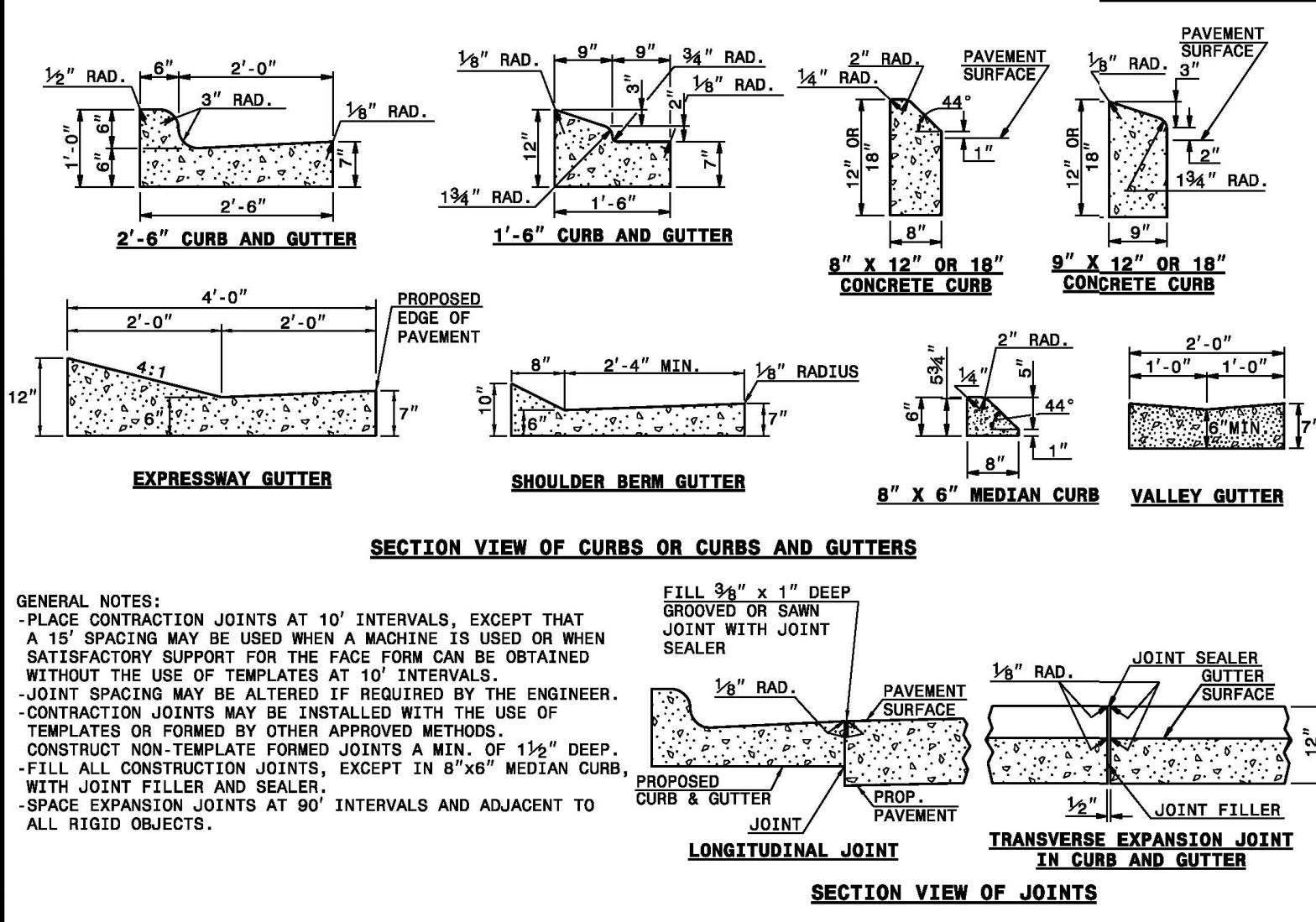
PRESERVE AT JONES DAIRY - CENTRAL
 CONSTRUCTION DRAWINGS
 ROLESVILLE, NC
 SANITARY SEWER OUTFALL D
 PLAN AND PROFILE



PROJECT NO: ...
 DESIGN BY: JPE
 DRAWN BY: RSF
 SCALE: 1"=50'
 DATE: 2023-01-27
 SHEET NO: **P13.1**



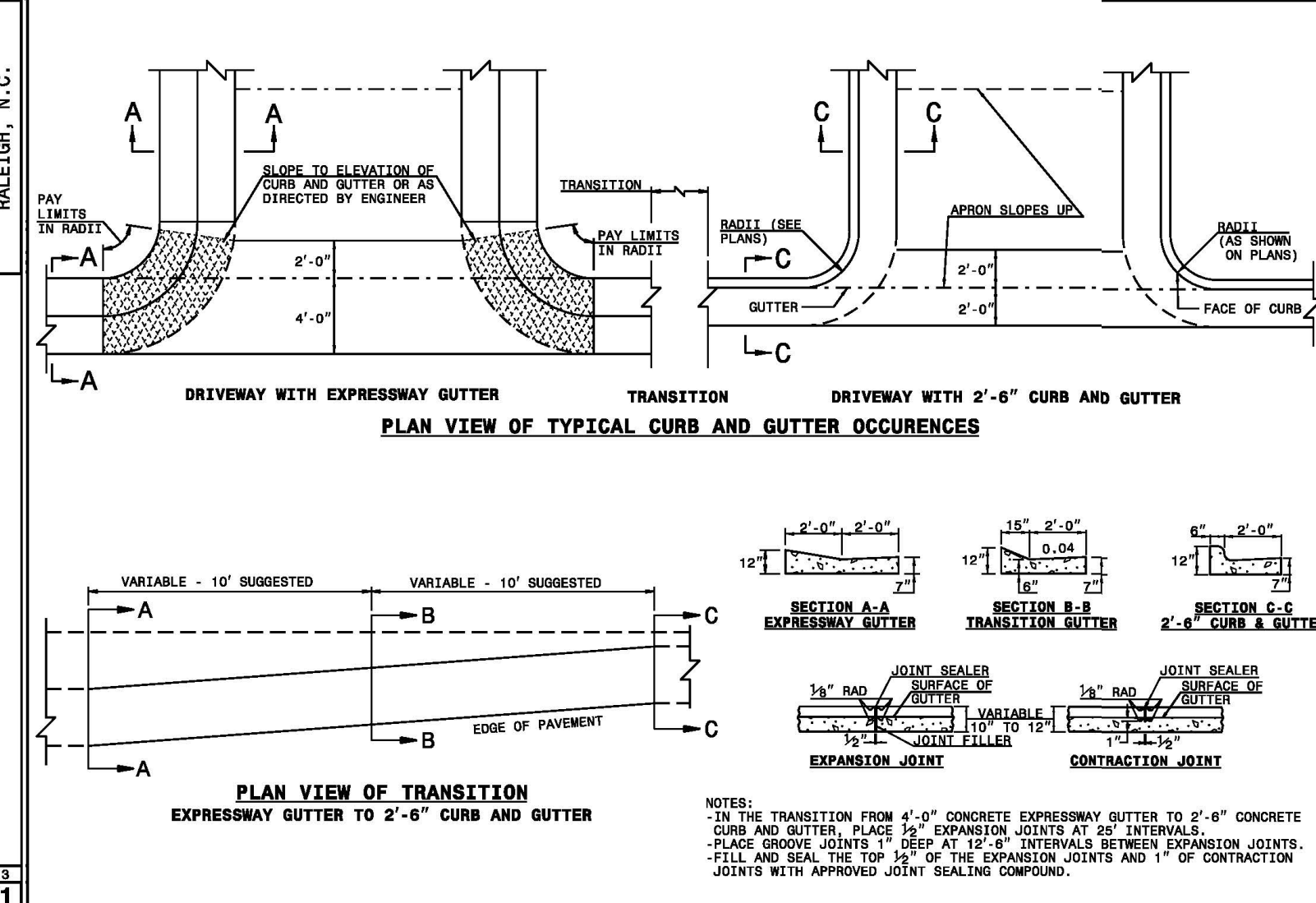




STATE OF NORTH CAROLINA
 DEPT. OF TRANSPORTATION
 DIVISION OF HIGHWAYS
 RALEIGH, N.C.

ROADWAY STANDARD DRAWING FOR
CONCRETE CURB, GUTTER AND CURB & GUTTER

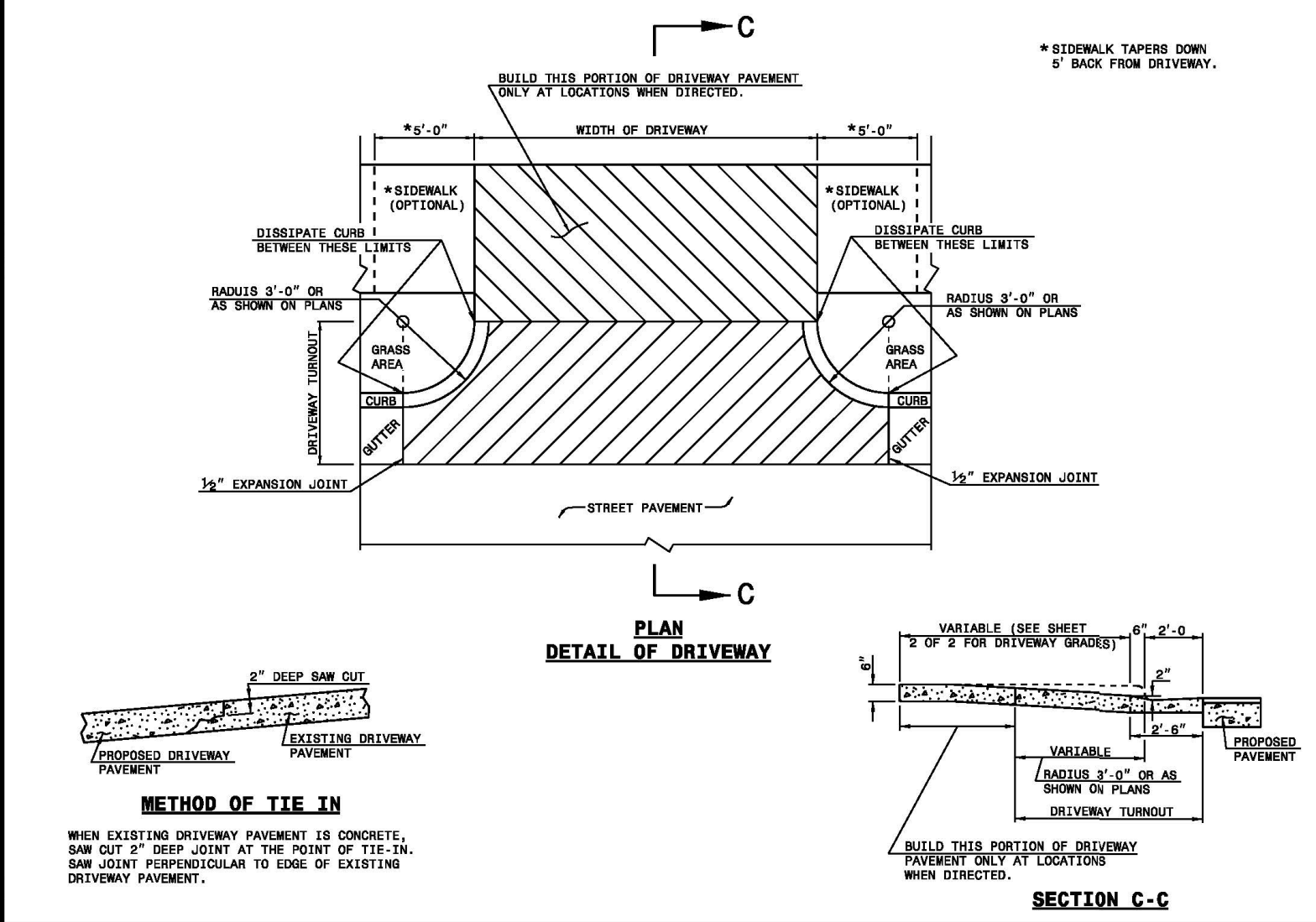
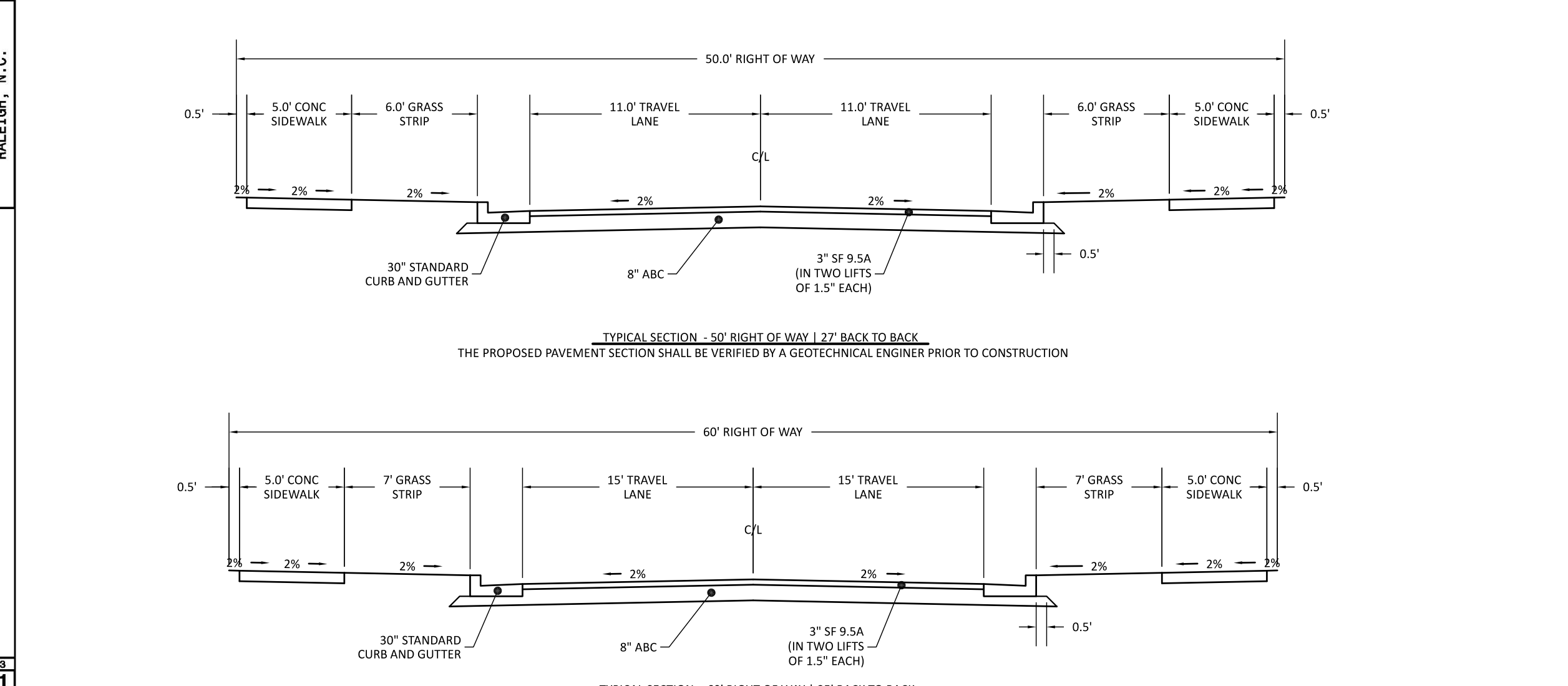
SHEET 1 OF 3
848.01



STATE OF NORTH CAROLINA
 DEPT. OF TRANSPORTATION
 DIVISION OF HIGHWAYS
 RALEIGH, N.C.

ROADWAY STANDARD DRAWING FOR
CONCRETE CURB, GUTTER AND CURB & GUTTER

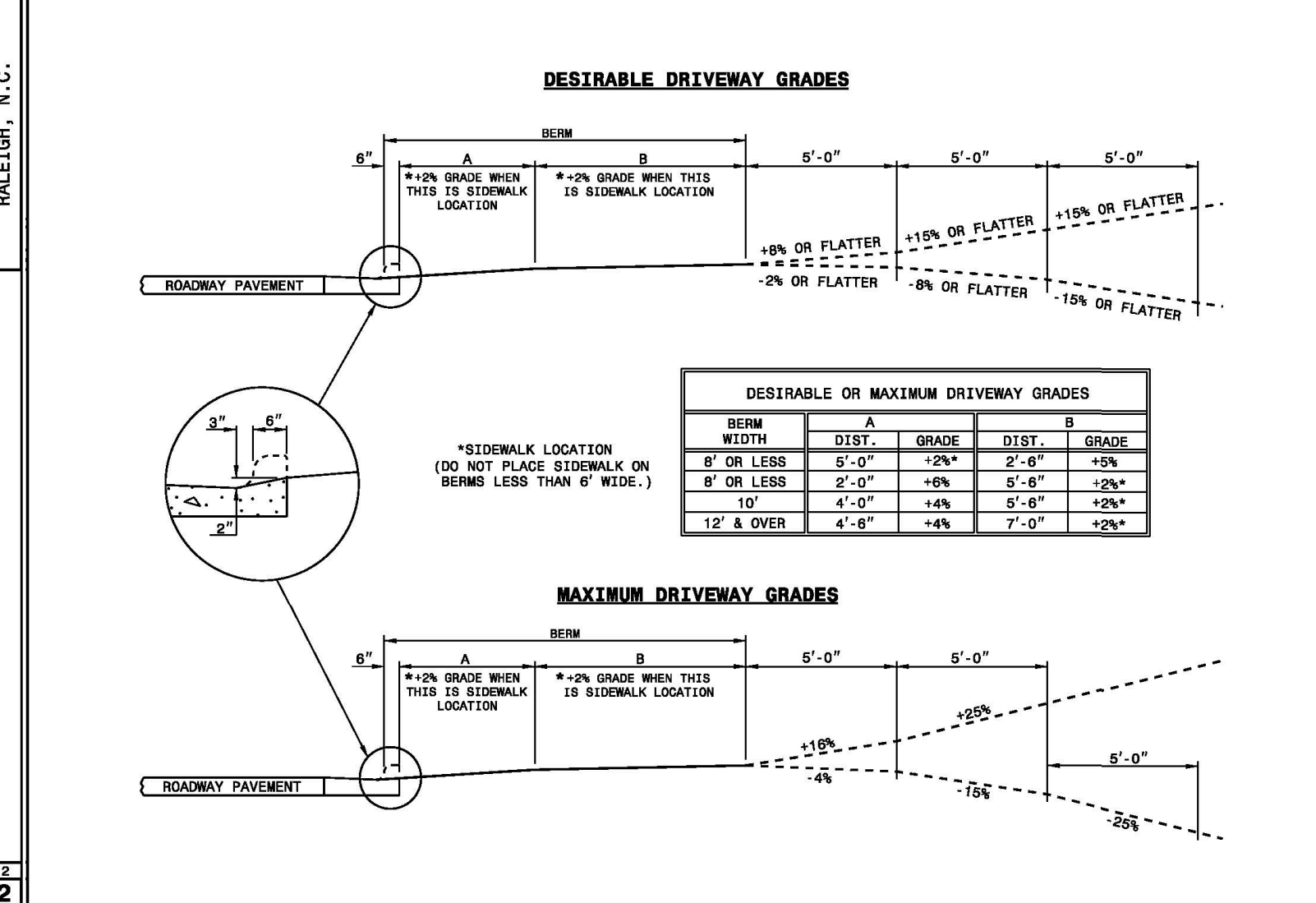
SHEET 2 OF 3
848.01



STATE OF NORTH CAROLINA
 DEPT. OF TRANSPORTATION
 DIVISION OF HIGHWAYS
 RALEIGH, N.C.

ROADWAY STANDARD DRAWING FOR
DRIVEWAY TURNOUT RADIUS TYPE

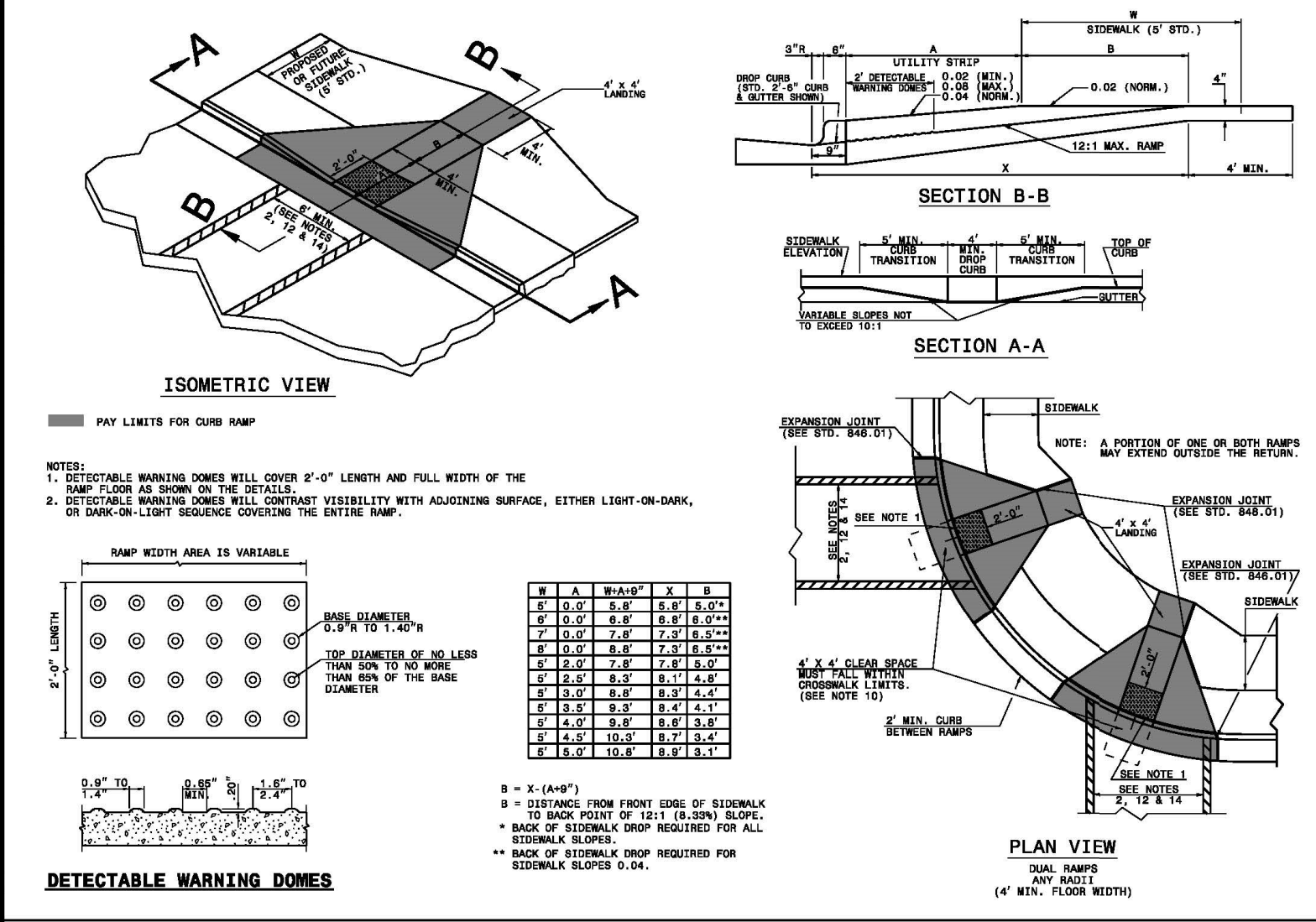
SHEET 1 OF 2
848.02



STATE OF NORTH CAROLINA
 DEPT. OF TRANSPORTATION
 DIVISION OF HIGHWAYS
 RALEIGH, N.C.

ROADWAY STANDARD DRAWING FOR
DRIVEWAY TURNOUT DRIVEWAY GRADES

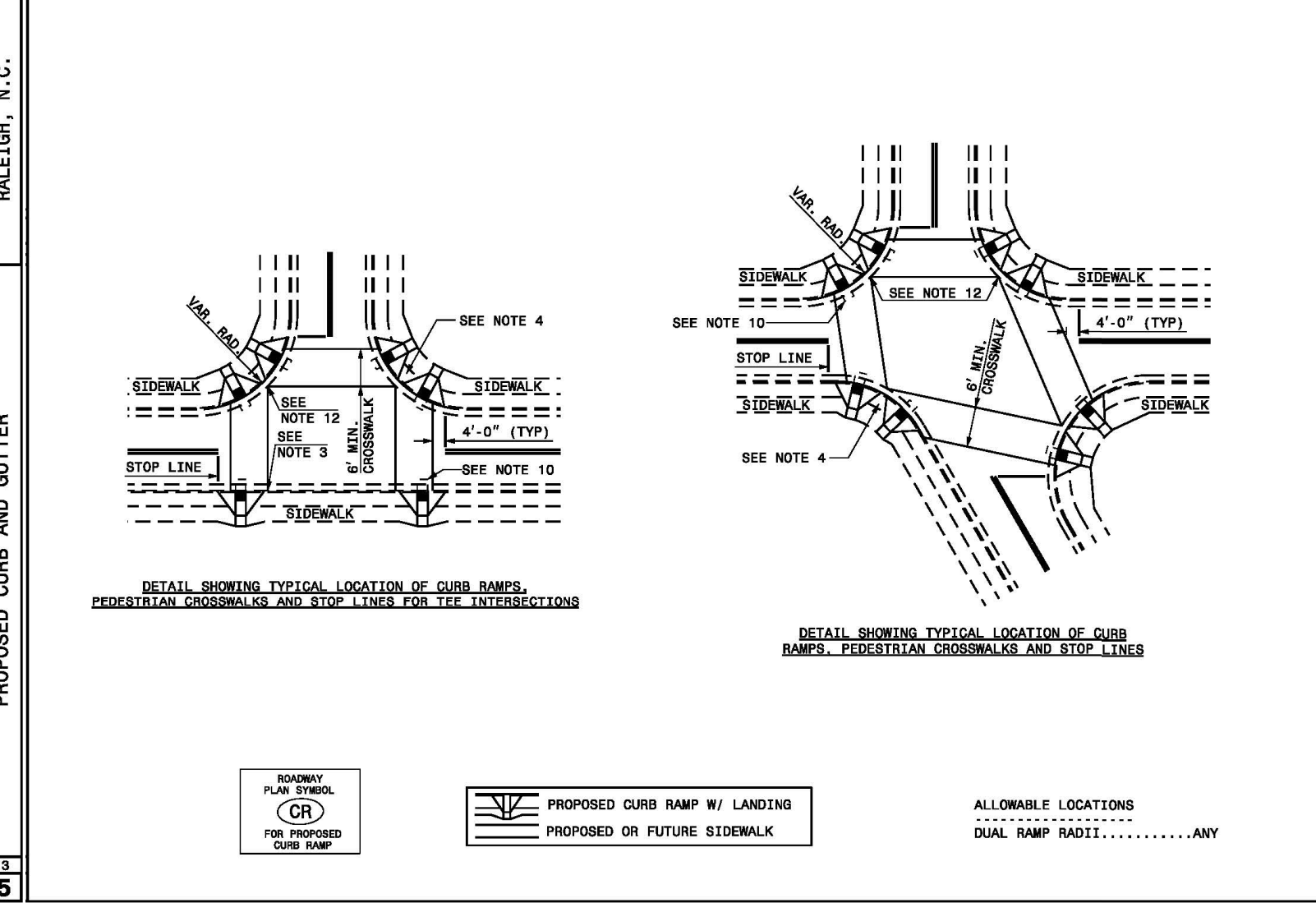
SHEET 2 OF 2
848.02



STATE OF NORTH CAROLINA
 DEPT. OF TRANSPORTATION
 DIVISION OF HIGHWAYS
 RALEIGH, N.C.

ROADWAY STANDARD DRAWING FOR
CURB RAMP AND GUTTER

SHEET 1 OF 3
848.05



STATE OF NORTH CAROLINA
 DEPT. OF TRANSPORTATION
 DIVISION OF HIGHWAYS
 RALEIGH, N.C.

ROADWAY STANDARD DRAWING FOR
CURB RAMP AND GUTTER

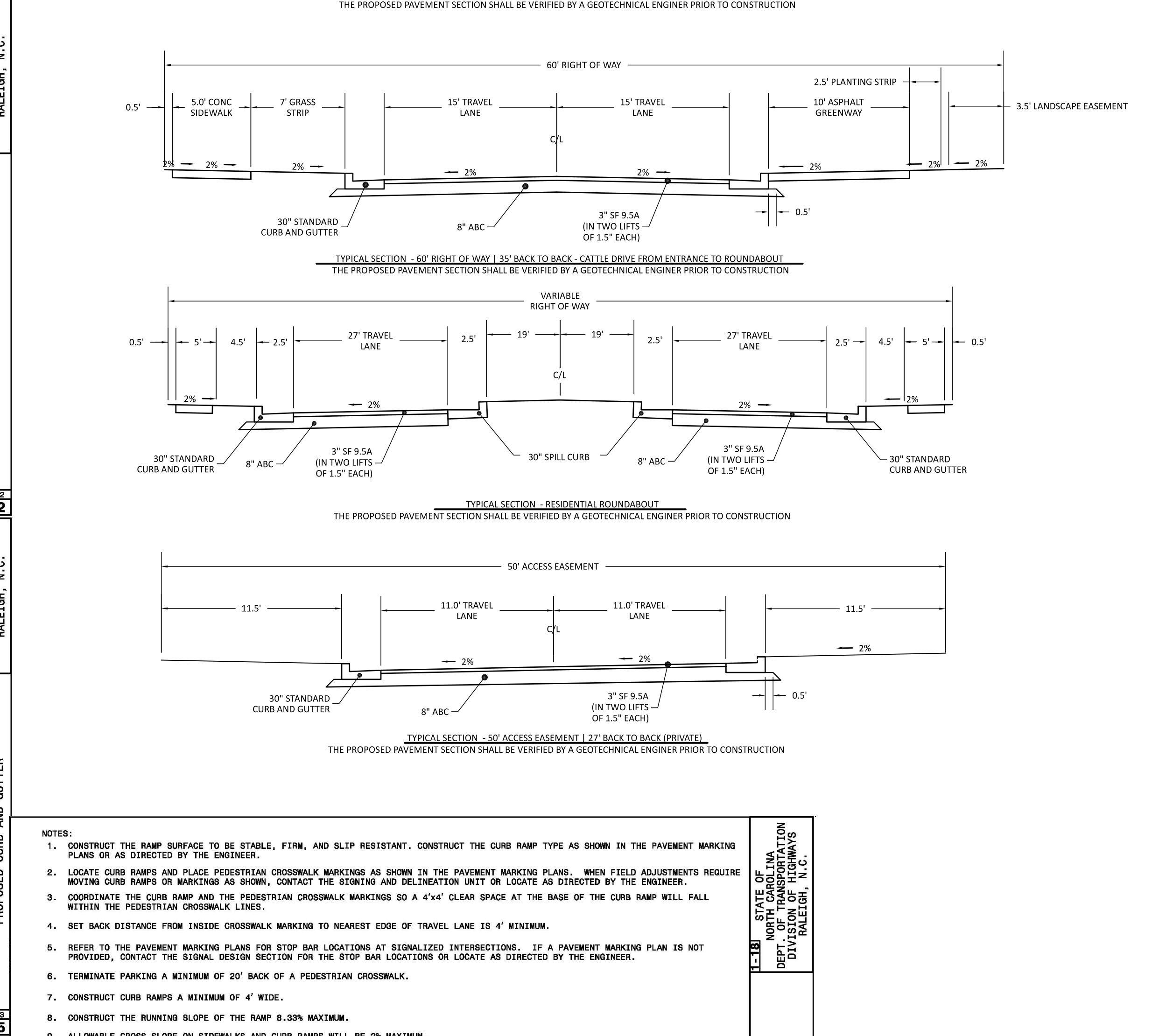
SHEET 2 OF 3
848.05



STATE OF NORTH CAROLINA
 DEPT. OF TRANSPORTATION
 DIVISION OF HIGHWAYS
 RALEIGH, N.C.

ROADWAY STANDARD DRAWING FOR
CURB RAMP AND GUTTER

SHEET 3 OF 3
848.05



- NOTES:
- CONSTRUCT THE RAMP SURFACE TO BE STABLE, FIRM, AND SLIP RESISTANT. CONSTRUCT THE CURB RAMP TYPE AS SHOWN IN THE PAVEMENT MARKING PLANS OR AS DIRECTED BY THE ENGINEER.
 - LOCATE CURB RAMP AND PLACE PEDESTRIAN CROSSWALK MARKINGS AS SHOWN IN THE PAVEMENT MARKING PLANS. WHEN FIELD ADJUSTMENTS REQUIRE MOVING CURB RAMP OR MARKINGS AS SHOWN, CONTACT THE SIGNING AND DELINEATION UNIT OR LOCATE AS DIRECTED BY THE ENGINEER.
 - COORDINATE THE CURB RAMP AND THE PEDESTRIAN CROSSWALK MARKINGS SO A 4'x4' CLEAR SPACE AT THE BASE OF THE CURB RAMP WILL FALL WITHIN THE PEDESTRIAN CROSSWALK LINES.
 - SET BACK DISTANCE FROM INSIDE CROSSWALK MARKING TO NEAREST EDGE OF TRAVEL LANE IS 4' MINIMUM.
 - REFER TO THE PAVEMENT MARKING PLANS FOR STOP BAR LOCATIONS AT SIGNALIZED INTERSECTIONS. IF A PAVEMENT MARKING PLAN IS NOT PROVIDED, CONTACT THE SIGNAL DESIGN SECTION FOR THE STOP BAR LOCATIONS OR LOCATE AS DIRECTED BY THE ENGINEER.
 - TERMINATE PARKING A MINIMUM OF 20' BACK OF A PEDESTRIAN CROSSWALK.
 - CONSTRUCT CURB RAMP A MINIMUM OF 4' WIDE.
 - CONSTRUCT THE RUNNING SLOPE OF THE RAMP 8.33% MAXIMUM.
 - ALLOWABLE CROSS SLOPE ON SIDEWALKS AND CURB RAMP WILL BE 2% MAXIMUM.
 - CONSTRUCT THE SIDE FLARE SLOPE A MAXIMUM OF 10% MEASURED ALONG THE CURB LINE.
 - CONSTRUCT THE COUNTER SLOPE OF THE GUTTER OR STREET AT THE BASE OF THE CURB RAMP A MAXIMUM OF 5% AND MAINTAIN A SMOOTH TRANSITION.
 - CONSTRUCT LANDINGS FOR SIDEWALK A MINIMUM OF 4'x4' WITH A MAXIMUM SLOPE OF 2% IN ANY DIRECTION. CONSTRUCT LANDINGS FOR MEDIAN ISLANDS A MINIMUM OF 5'x5' WITH A MAXIMUM SLOPE OF 2% IN ANY DIRECTION.
 - USE A MEDIAN ISLAND AS A PEDESTRIAN REFUGE AREA, MEDIAN ISLANDS WILL BE A MINIMUM OF 6' WIDE. CONSTRUCT MEDIAN ISLANDS TO PROVIDE PASSAGE OVER OR THROUGH THE ISLAND.
 - SMALL CHANNELIZATION ISLANDS THAT CAN NOT PROVIDE A 5'x5' LANDING AT THE TOP OF A RAMP, WILL BE CUT THROUGH LEVEL WITH THE SURFACE STREET.
 - CURB RAMP WITH RETURNED CURBS MAY BE USED ONLY WHERE PEDESTRIANS WOULD NOT NORMALLY WALK ACROSS THE RAMP. THE ADJACENT SURFACE IS PLANTING OR OTHER NON-WALKING SURFACE OR THE SIDE APPROACH IS SUBSTANTIALLY OBSTRUCTED.
 - PLACE A 1/2" EXPANSION JOINT WHERE THE CONCRETE CURB RAMP JOINS THE CURB AS SHOWN IN ROADWAY STANDARD DRAWING 848.01
 - PLACE ALL PEDESTRIAN PUSH BUTTON ACTUATORS AND CROSSING SIGNALS AS SHOWN IN THE PLANS OR AS SHOWN IN THE MUTCD.
 - CURB RAMP THROUGH MEDIAN ISLANDS, SINGLE RAMP AT DUAL CROSSWALKS OR LIMITED R/W SITUATIONS, WILL BE HANDLED BY SPECIAL DETAILS. CONTACT THE CONTRACT STANDARDS AND DEVELOPMENT UNIT FOR THE DETAILS OR FOR A SPECIAL DESIGN.

STATE OF NORTH CAROLINA
 DEPT. OF TRANSPORTATION
 DIVISION OF HIGHWAYS
 RALEIGH, N.C.

ROADWAY STANDARD DRAWING FOR
CURB RAMP AND GUTTER

SHEET 3 OF 3
848.05

The Nau Company
 Consulting Civil Engineers
 PO Box 810, Rolesville, NC 27571
 919-435-6395
 NCBELS License P-0751

CLIENT: PRESERVE AT JONES DAIRY, LLC
 10534 ARNOLD PALMER DRIVE
 RALEIGH, NC 27617-919-0761

REVISIONS:

--	--	--	--	--	--	--	--	--	--

PRESERVE AT JONES DAIRY - CENTRAL CONSTRUCTION DRAWINGS

ROLESVILLE, NC

ROAD AND NC DOT DETAILS

1/27/2023

PROJECT NO: ...

DESIGN BY: JPE

DRAWN BY: RSF

SCALE: NTS

DATE: 2023-01-27

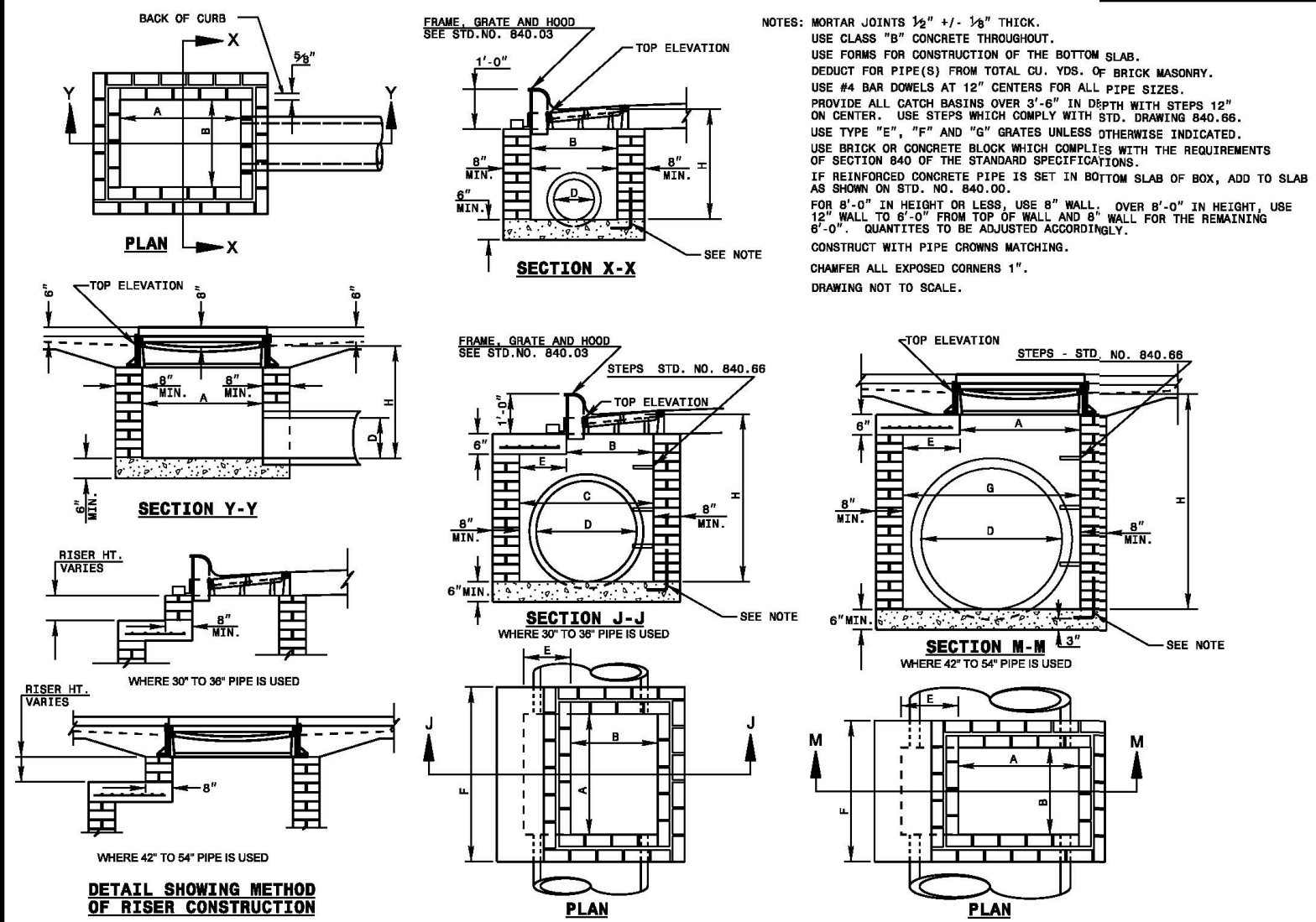
SHEET NO: **D2.1**

STATE OF NORTH CAROLINA
 DEPT. OF TRANSPORTATION
 DIVISION OF HIGHWAYS
 RALEIGH, N.C.

ROADWAY STANDARD DRAWING FOR
CURB RAMP AND GUTTER

SHEET 3 OF 3
848.05

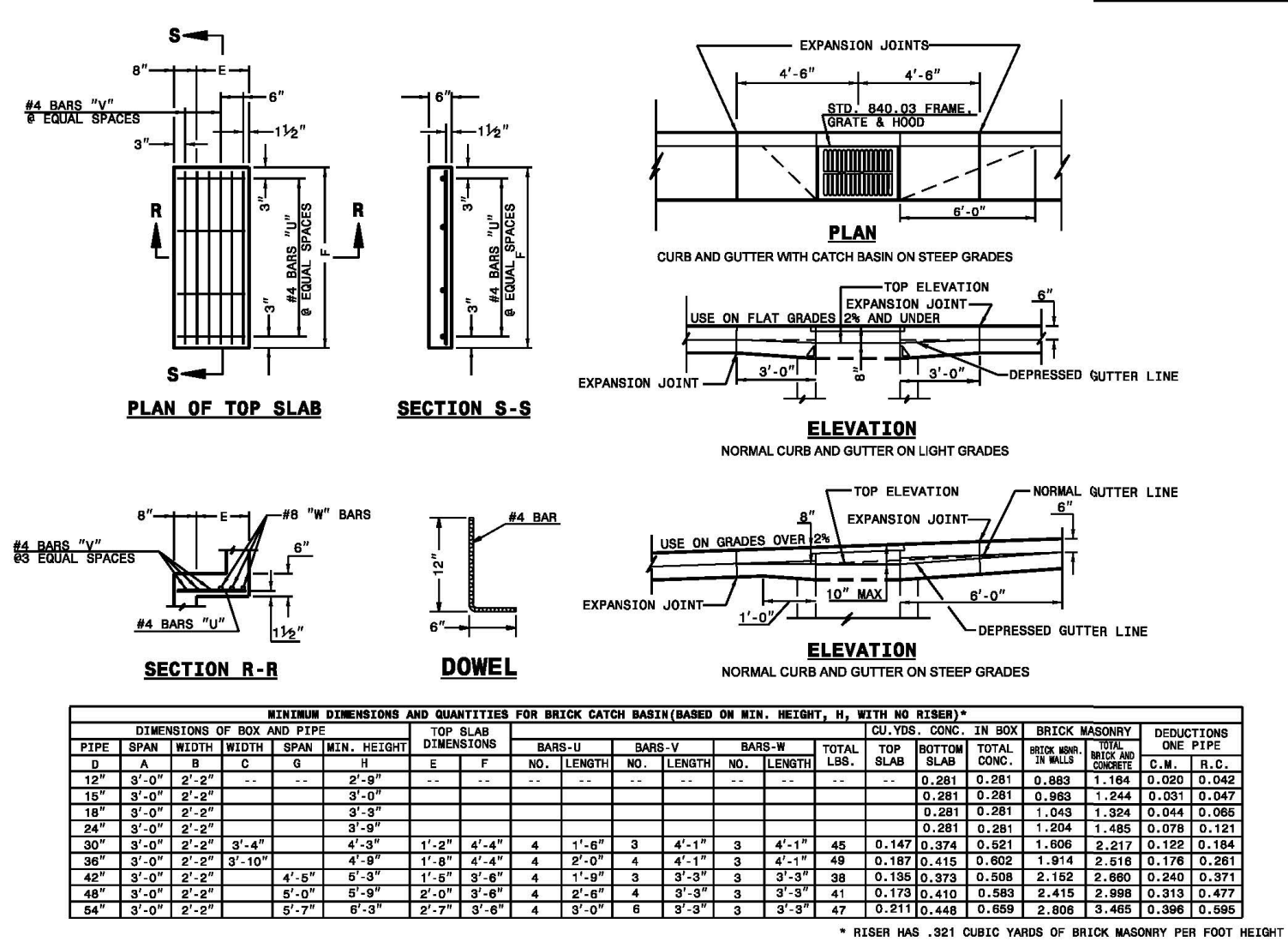
FINAL DRAWING - RELEASED FOR CONSTRUCTION



STATE OF NORTH CAROLINA
DEPT. OF TRANSPORTATION
DIVISION OF HIGHWAYS
RALEIGH, N.C.

ROADWAY STANDARD DRAWING FOR
BRICK CATCH BASIN
12" THRU 54" PIPE

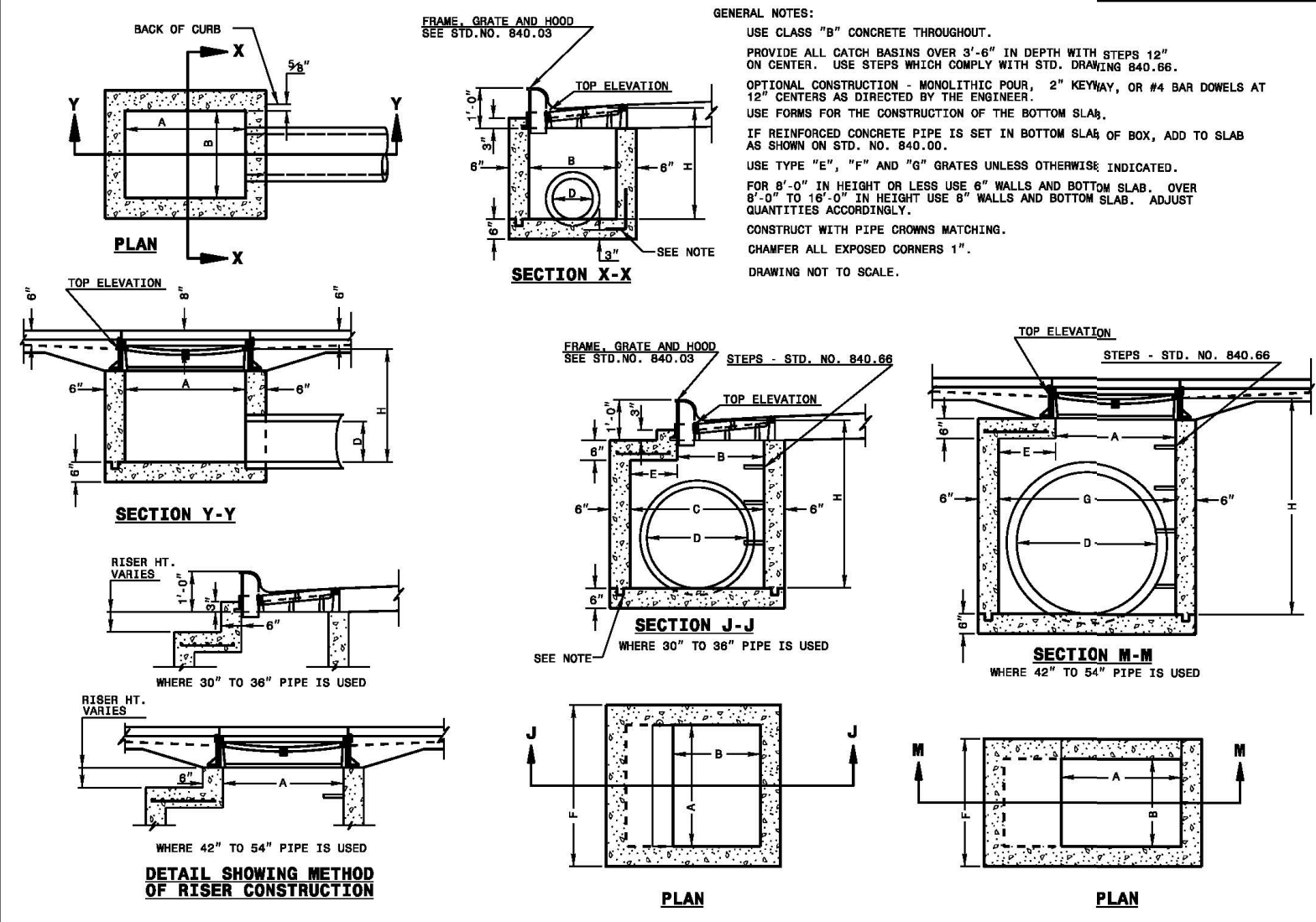
SHEET 2 OF 2
840.01



STATE OF NORTH CAROLINA
DEPT. OF TRANSPORTATION
DIVISION OF HIGHWAYS
RALEIGH, N.C.

ROADWAY STANDARD DRAWING FOR
CONCRETE CATCH BASIN
12" THRU 54" PIPE

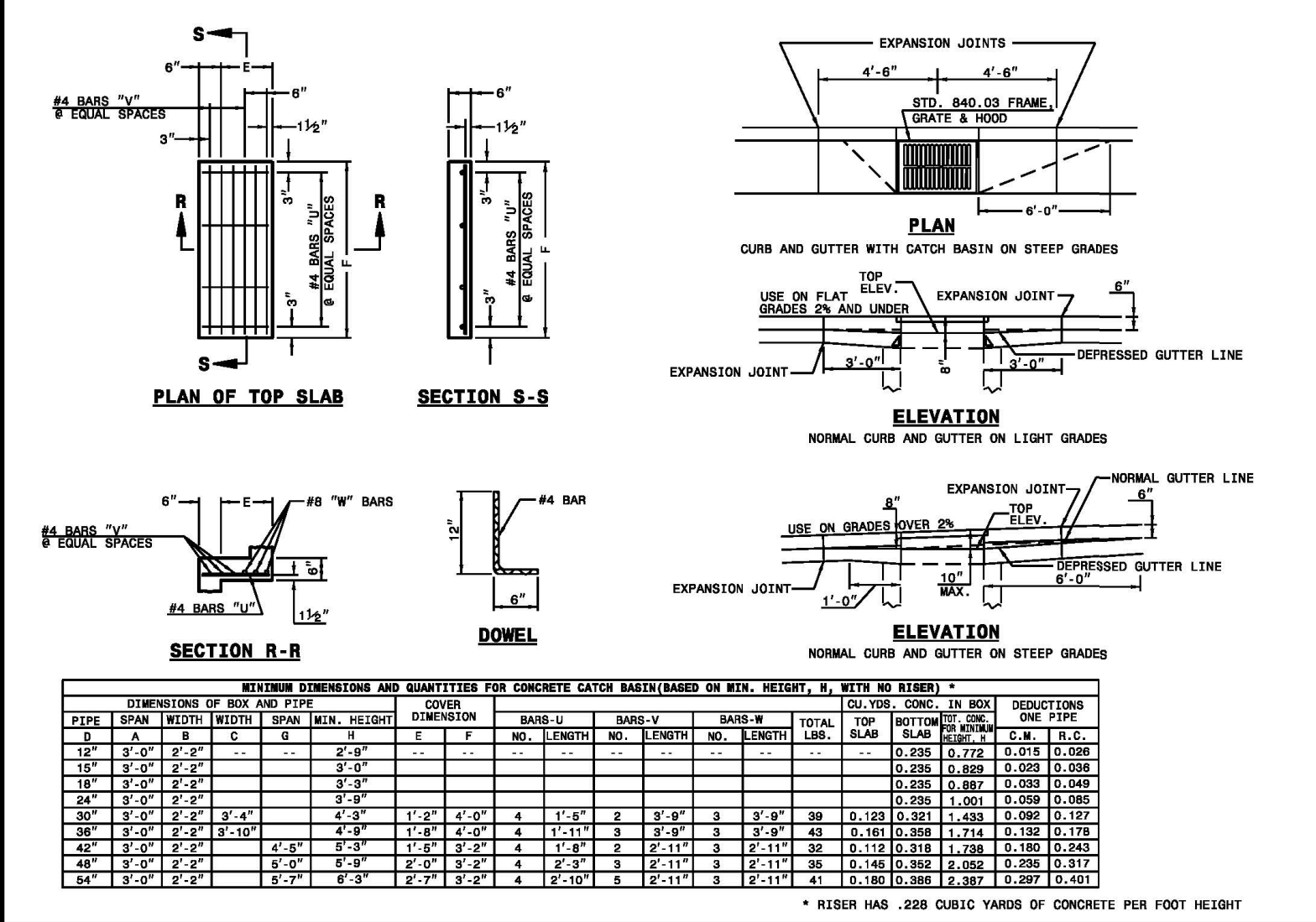
SHEET 2 OF 2
840.01



STATE OF NORTH CAROLINA
DEPT. OF TRANSPORTATION
DIVISION OF HIGHWAYS
RALEIGH, N.C.

ROADWAY STANDARD DRAWING FOR
CONCRETE CATCH BASIN
12" THRU 54" PIPE

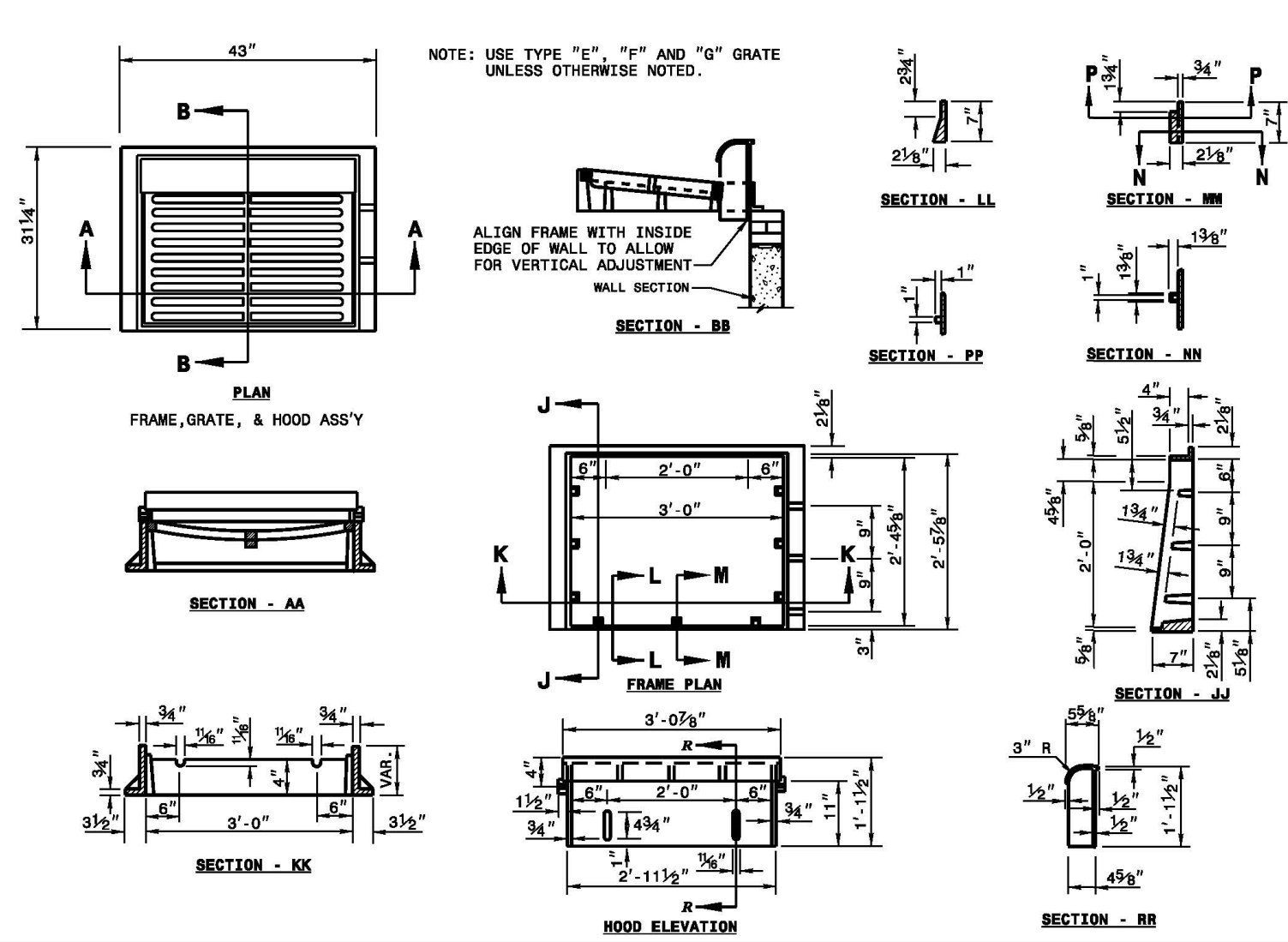
SHEET 1 OF 2
840.02



STATE OF NORTH CAROLINA
DEPT. OF TRANSPORTATION
DIVISION OF HIGHWAYS
RALEIGH, N.C.

ROADWAY STANDARD DRAWING FOR
CONCRETE CATCH BASIN
12" THRU 54" PIPE

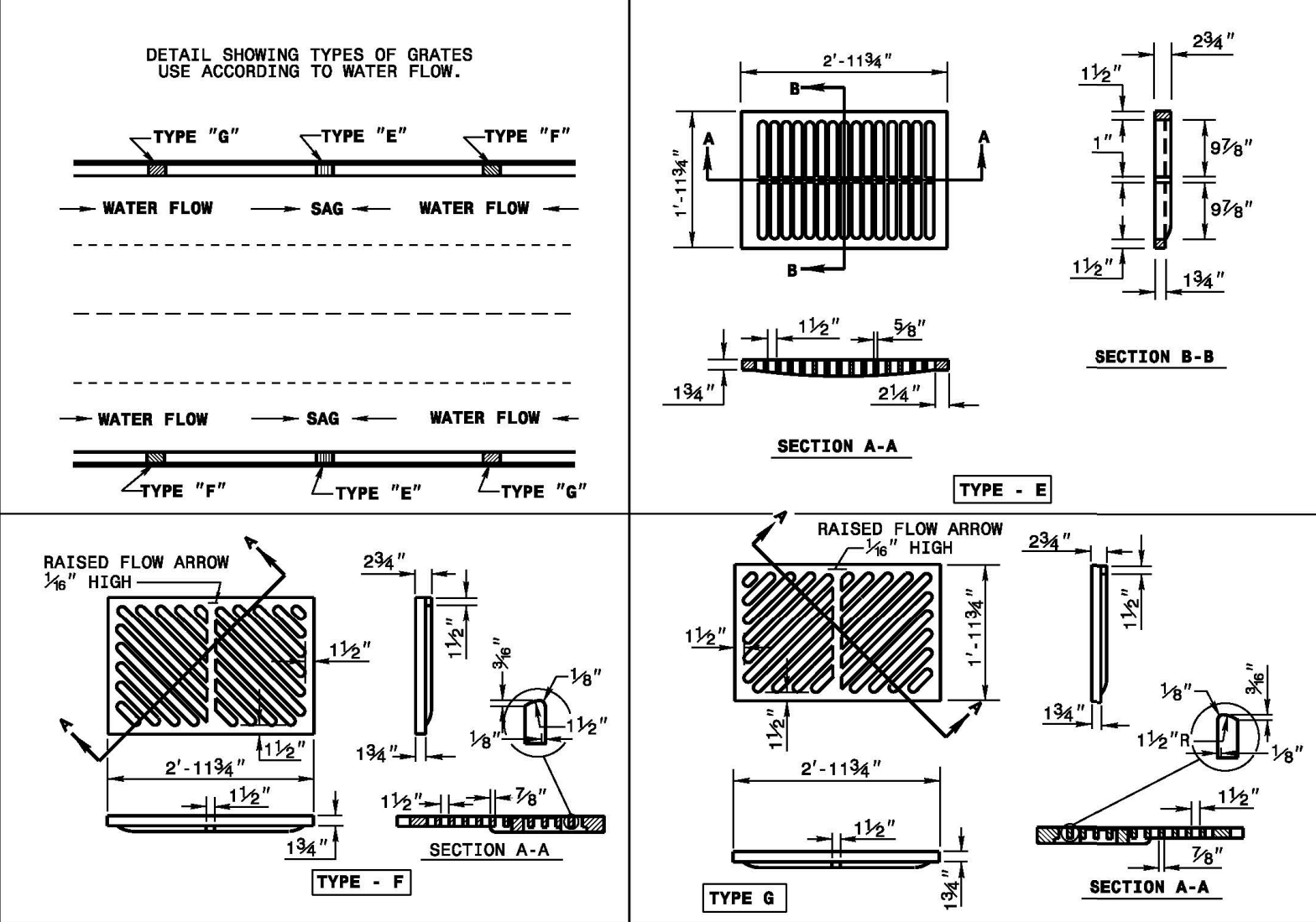
SHEET 3 OF 2
840.02



STATE OF NORTH CAROLINA
DEPT. OF TRANSPORTATION
DIVISION OF HIGHWAYS
RALEIGH, N.C.

ROADWAY STANDARD DRAWING FOR
FRAME, GRATES, AND HOOD
FOR USE ON STANDARD CATCH BASIN

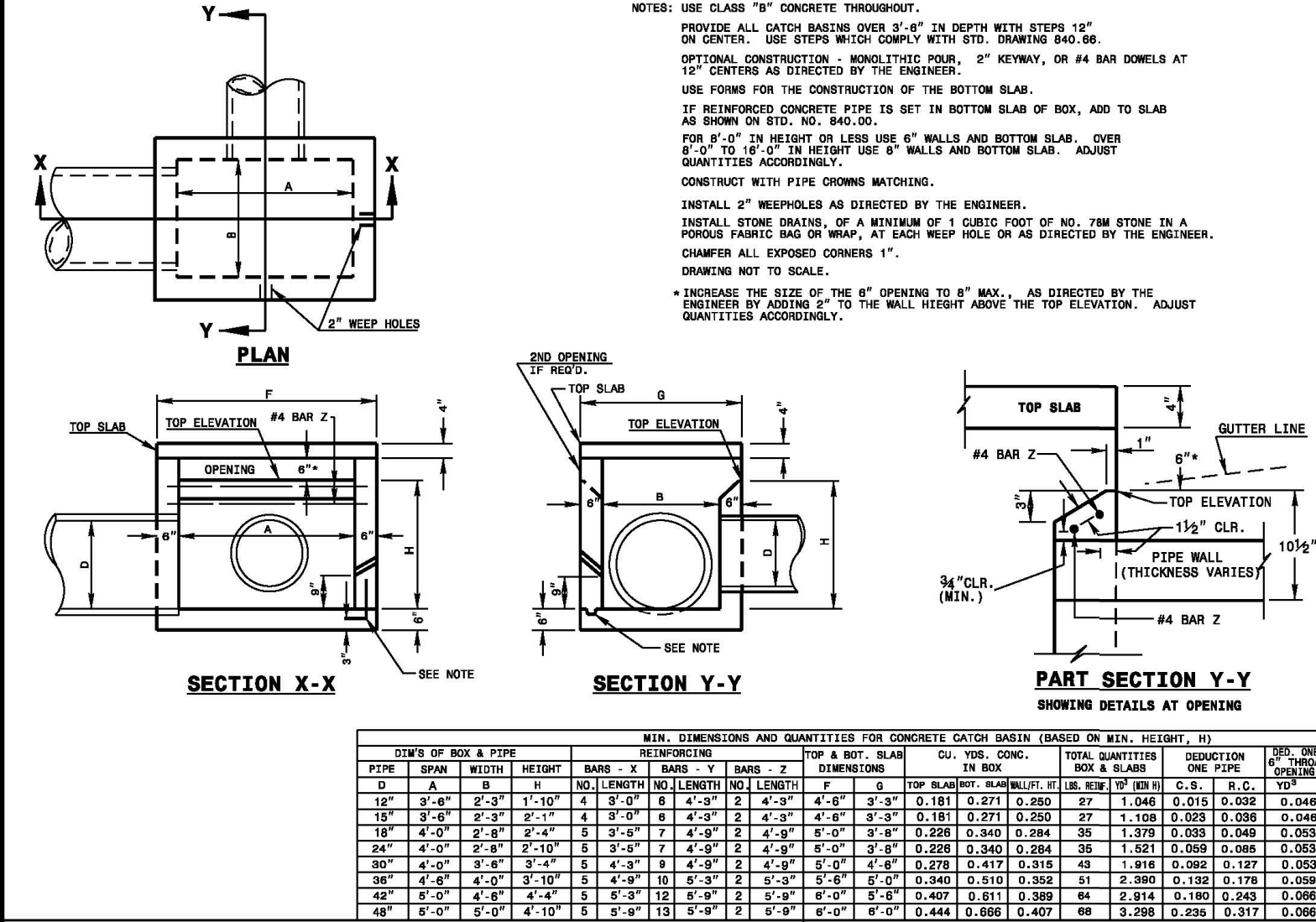
SHEET 1 OF 2
840.03



STATE OF NORTH CAROLINA
DEPT. OF TRANSPORTATION
DIVISION OF HIGHWAYS
RALEIGH, N.C.

ROADWAY STANDARD DRAWING FOR
FRAME, GRATES, AND HOOD
FOR USE ON STANDARD CATCH BASIN

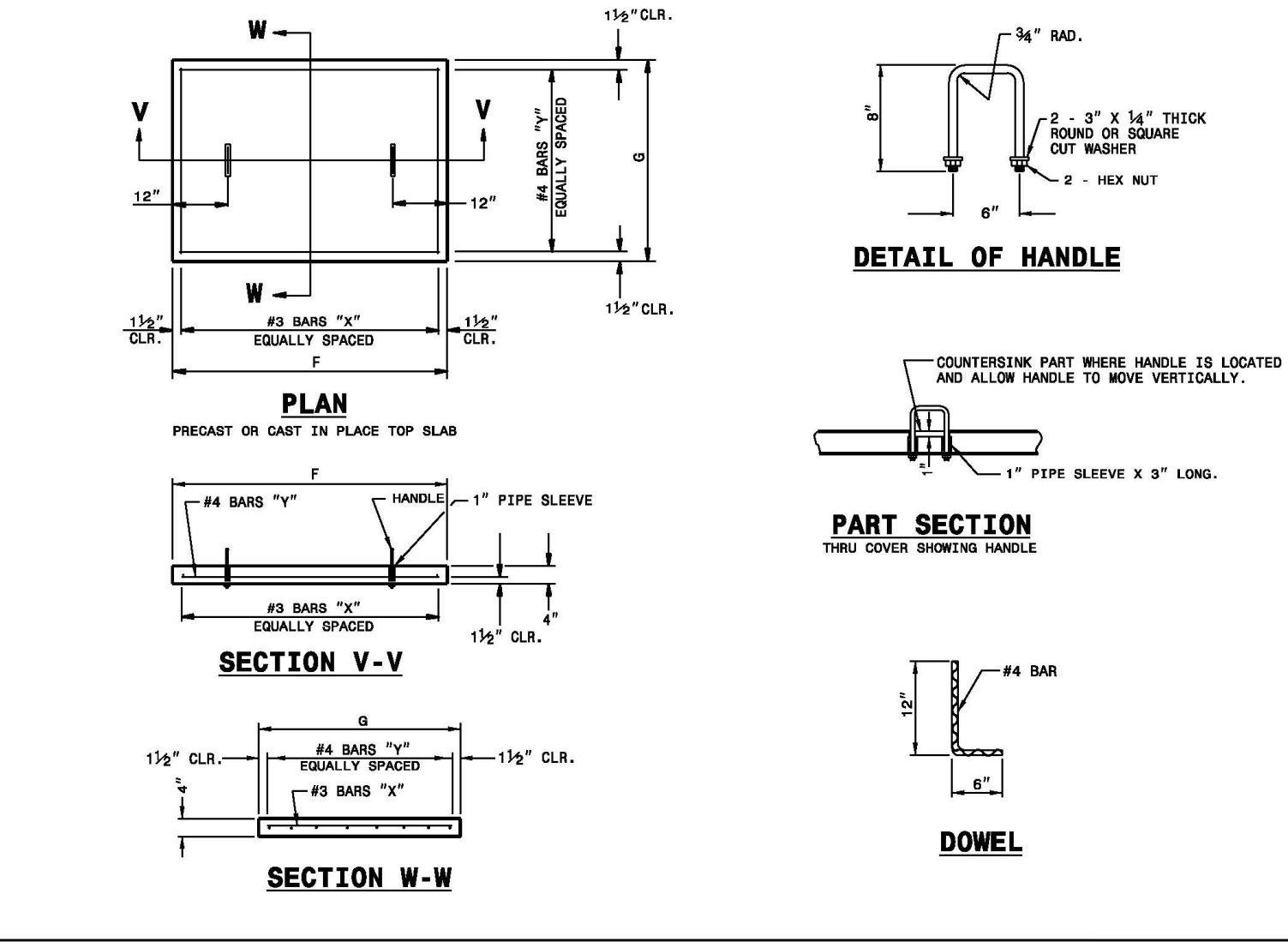
SHEET 2 OF 2
840.03



STATE OF NORTH CAROLINA
DEPT. OF TRANSPORTATION
DIVISION OF HIGHWAYS
RALEIGH, N.C.

ROADWAY STANDARD DRAWING FOR
CONCRETE OPEN THROAT CATCH BASIN
12" THRU 48" PIPE

SHEET 1 OF 2
840.04



STATE OF NORTH CAROLINA
DEPT. OF TRANSPORTATION
DIVISION OF HIGHWAYS
RALEIGH, N.C.

ROADWAY STANDARD DRAWING FOR
CONCRETE OPEN THROAT CATCH BASIN
12" THRU 48" PIPE

SHEET 2 OF 2
840.04

PIPE	DIMENSIONS OF BOX & PIPE			MIN. DIMENSIONS AND QUANTITIES FOR CONCRETE CATCH BASIN (BASED ON MIN. HEIGHT, H)			SPR. CONC. IN BOX	CONCRETE IN BOX	DEDUCTIONS ONE PIPE	SPR. CONC. PER FOOT HEIGHT
	SPAN	WIDTH	HEIGHT	BASE-U	BASE-V	BASE-W				
8"	4"	4"	4"	2"	2"	2"	0.235	0.272	0.015	0.038
12"	6"	6"	6"	3"	3"	3"	0.235	0.272	0.015	0.038
18"	8"	8"	8"	4"	4"	4"	0.235	0.272	0.015	0.038
24"	10"	10"	10"	5"	5"	5"	0.235	0.272	0.015	0.038
30"	12"	12"	12"	6"	6"	6"	0.235	0.272	0.015	0.038
36"	14"	14"	14"	7"	7"	7"	0.235	0.272	0.015	0.038
42"	16"	16"	16"	8"	8"	8"	0.235	0.272	0.015	0.038
48"	18"	18"	18"	9"	9"	9"	0.235	0.272	0.015	0.038
54"	20"	20"	20"	10"	10"	10"	0.235	0.272	0.015	0.038

STATE OF NORTH CAROLINA
DEPT. OF TRANSPORTATION
DIVISION OF HIGHWAYS
RALEIGH, N.C.


ROADWAY STANDARD DRAWING FOR
CONCRETE OPEN THROAT CATCH BASIN
12" THRU 48" PIPE

SHEET 2 OF 2
840.04

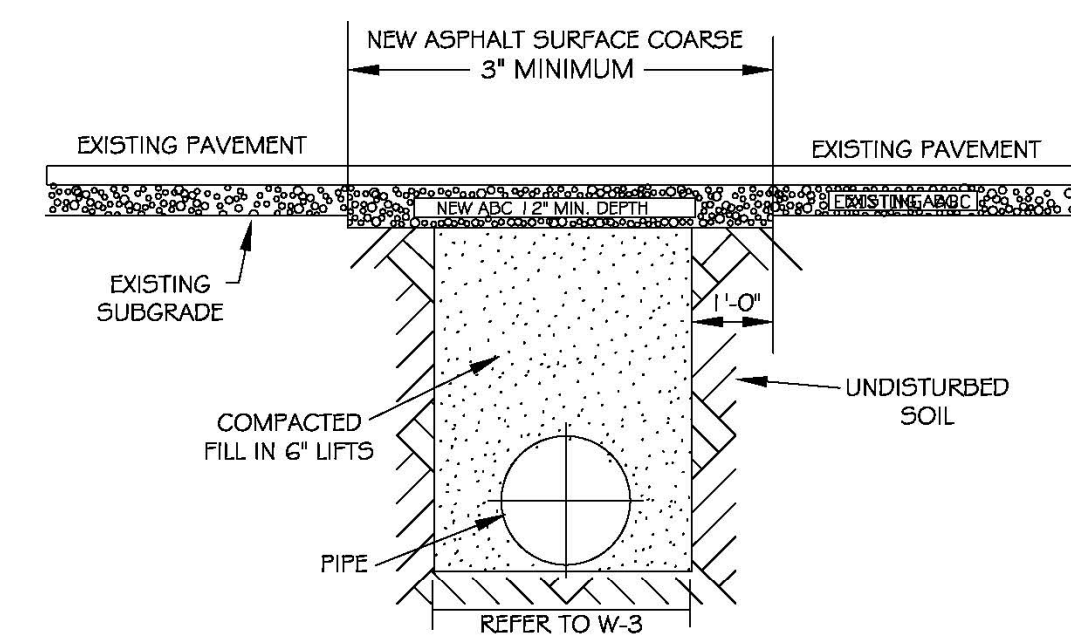
The Nau Company
Consulting Civil Engineers
PO Box 810, Rolesville, NC 27571
919-435-6395
NCBELS License P-0751

PRESERVE AT JONES DAIRY, LLC
10534 ARNOLD PALMER DRIVE
RALEIGH, NC 27617-919-0761

PRESERVE AT JONES DAIRY - CENTRAL
CONSTRUCTION DRAWINGS
ROLESVILLE, NC
NCDOT DETAILS

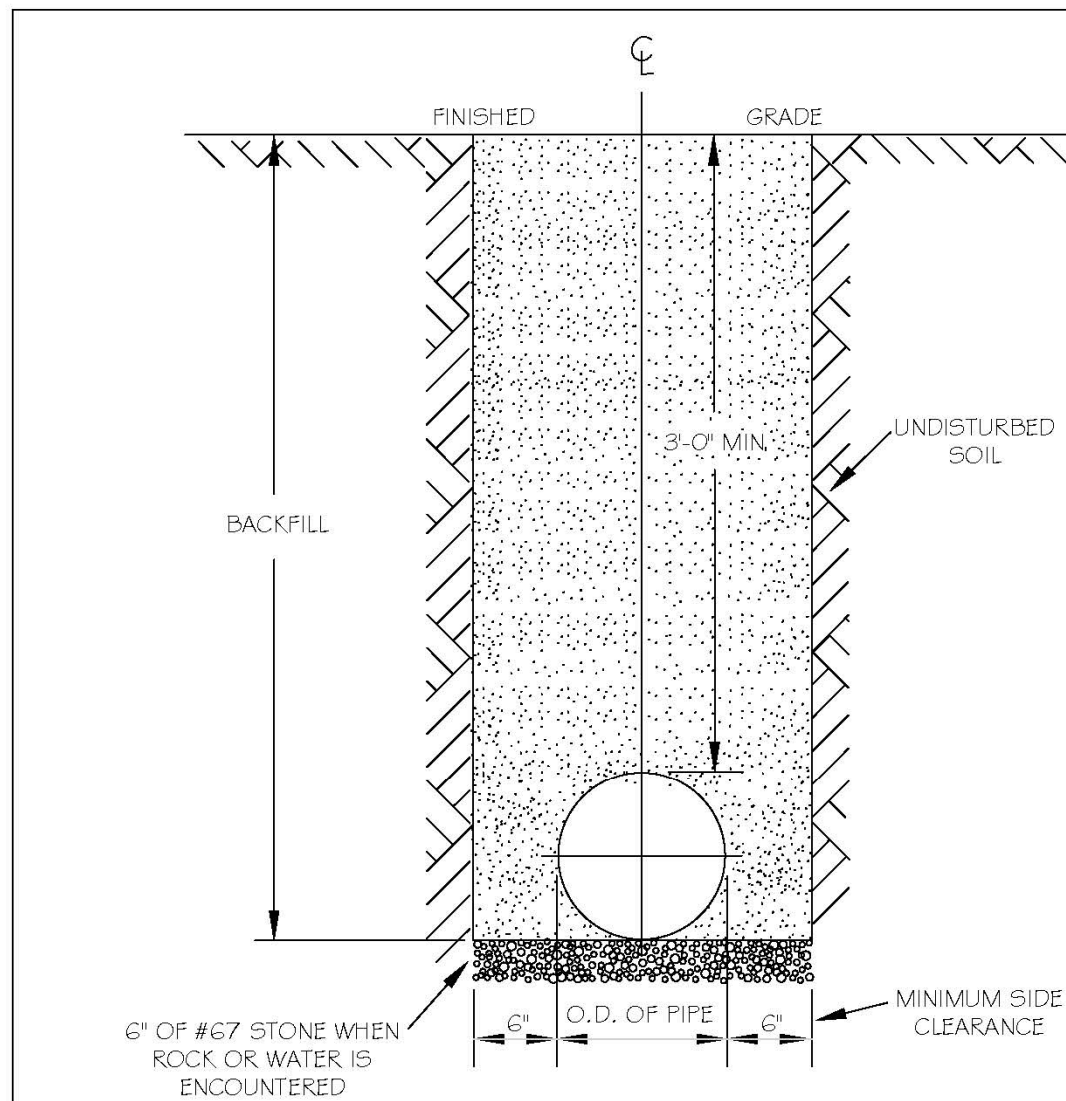


PROJECT NO: ---
DESIGN BY: JPE
DRAWN BY: RSF
SCALE: NTS
DATE: 2023-01-27
SHEET NO: **D2.2**



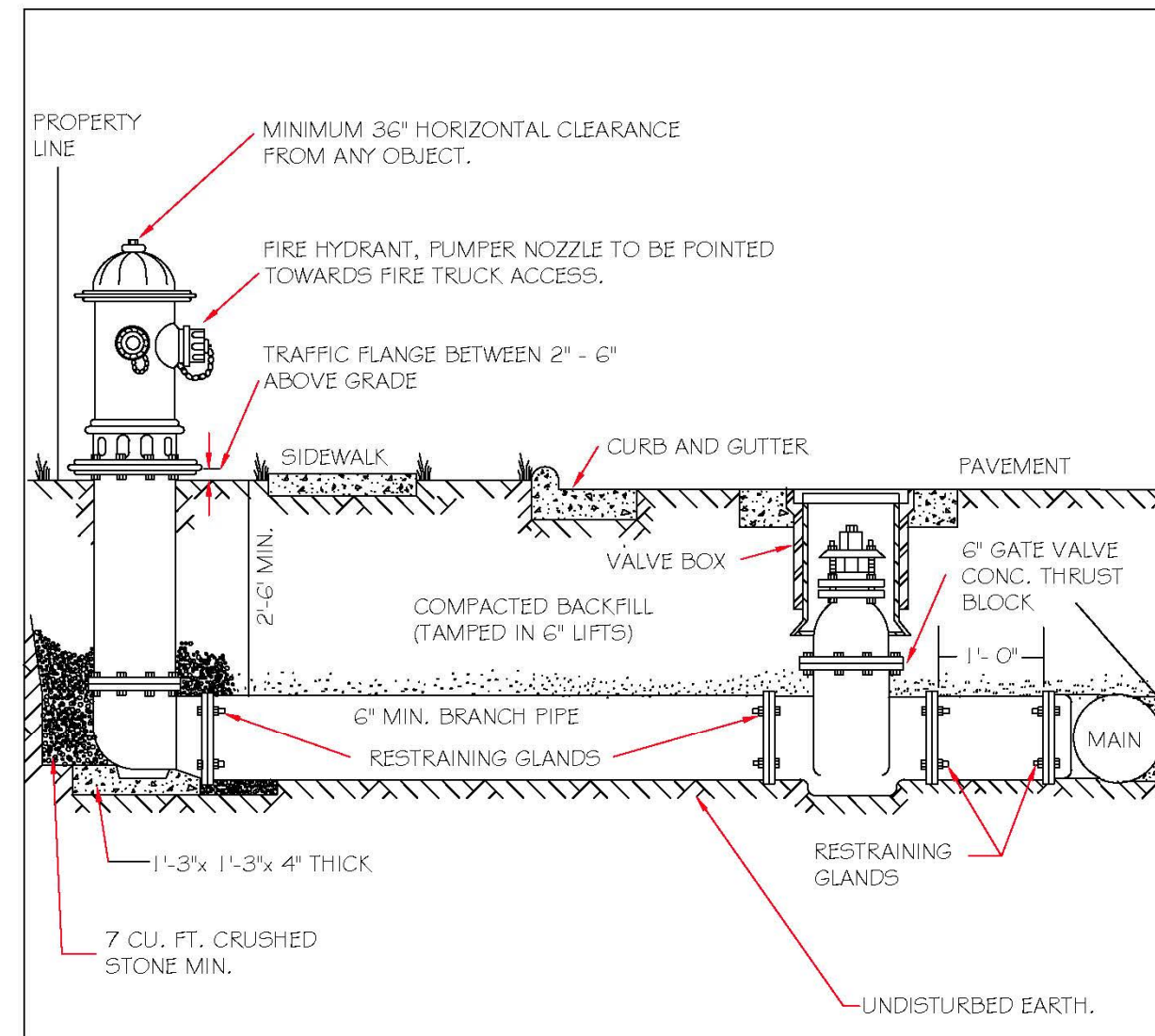
- NOTES:
1. THE PAVEMENT CUT SHALL BE DEFINED BY A STRAIGHT EDGE AND CUT WITH AN APPROPRIATE SAW CUT MACHINE.
 2. THE TRENCH SUBGRADE MATERIAL SHALL BE BACKFILLED WITH SUITABLE MATERIAL AND COMPACTED TO A DENSITY OF AT LEAST 95% OF THAT OBTAINED BY COMPACTING A SAMPLE OF THE MATERIAL IN ACCORDANCE WITH AASHTO T-99 AS MODIFIED BY NCDOT.
 3. THE FINAL 1\"/>

CITY OF RALEIGH					
DEPARTMENT OF PUBLIC UTILITIES					
STANDARD ASPHALT PAVEMENT PATCH DETAIL					
DWG. NO.	REVISIONS	DATE	REVISIONS	DATE	
W-2	RRH	3-31-00	A.B.B.	4-16-04	
	D.W.C.	11-1-99	J.P.S.	10-29-10	



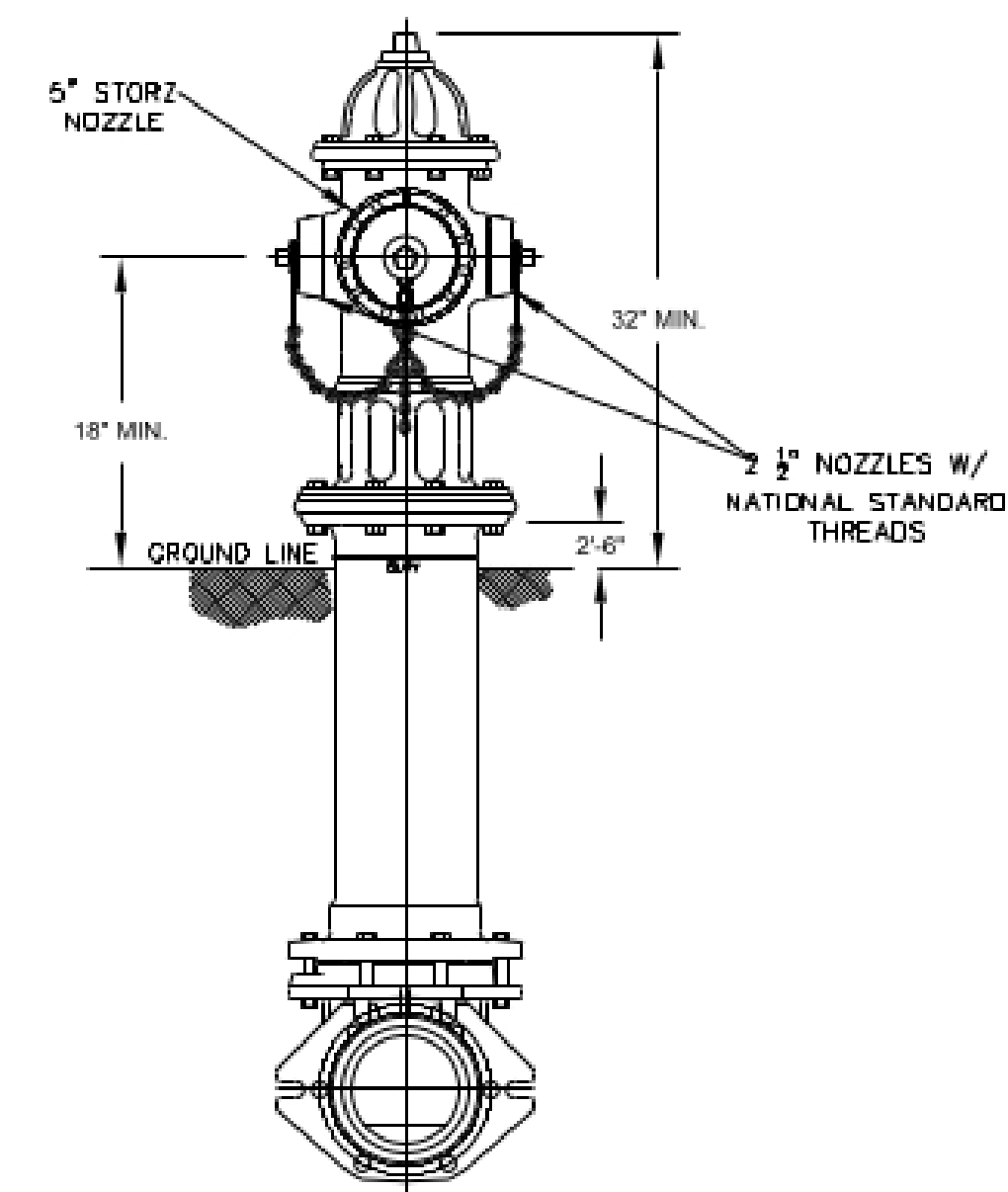
- NOTES:
1. TRENCHES REQUIRING SHORING AND BRACING, DIMENSIONS SHALL BE TAKEN FROM THE INSIDE FACE OF THE SHORING AND BRACING.
 2. NO ROCKS OR BOULDERS 4\"/>

CITY OF RALEIGH					
DEPARTMENT OF PUBLIC UTILITIES					
TRENCH BOTTOM DIMENSIONS & BACKFILLING REQUIREMENTS FOR DUCTILE IRON					
DWG. NO.	REVISIONS	DATE	REVISIONS	DATE	
W-3	D.W.C.	3-3-99	ARIS	2-15-08	
	RRH	3-31-00	J.P.S.	10-29-10	



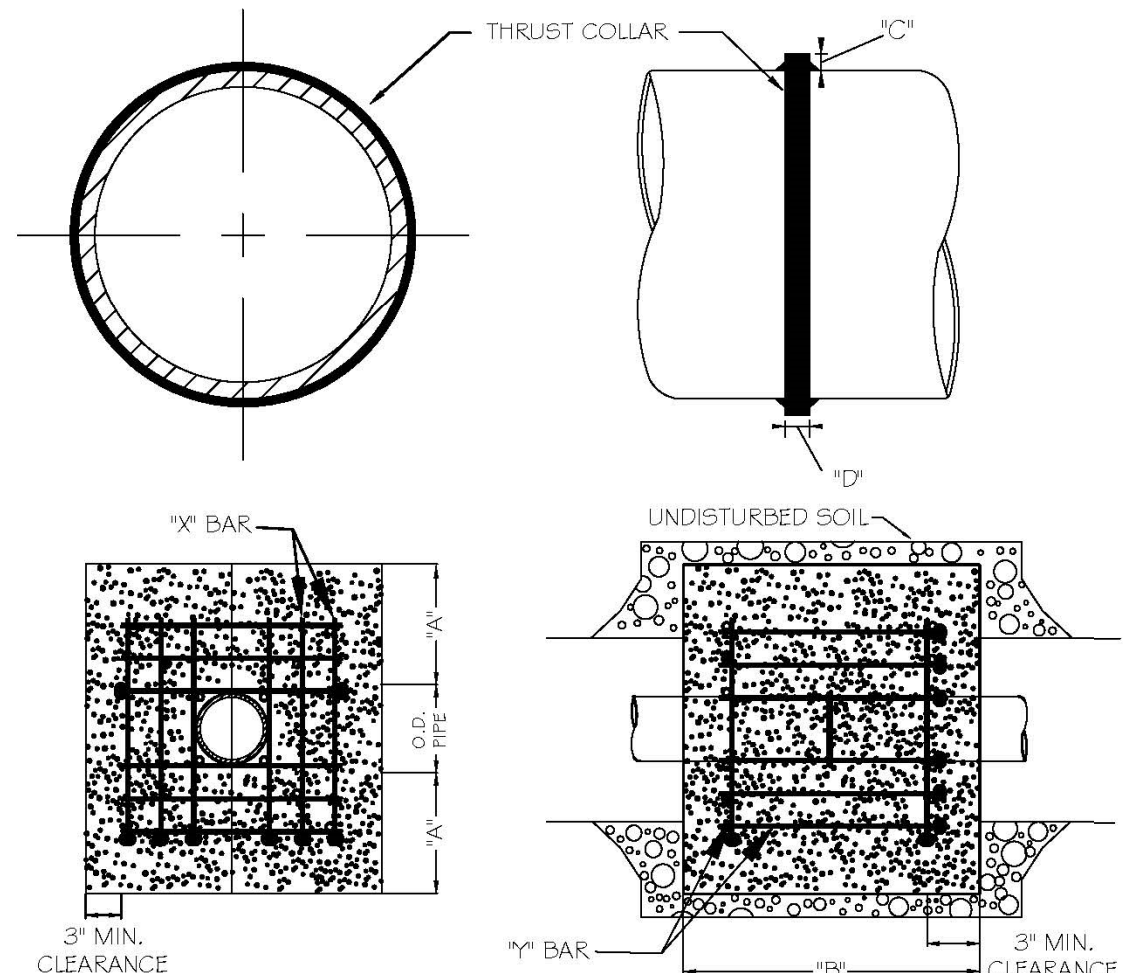
- NOTES:
1. FIRE HYDRANT SHALL BE AS MANUFACTURED: MUELLER, AMERICAN DARLING, KENNEDY, MHI, WATERLOUS, GLOW, EAST JORDAN IRON WORKS, OR US PIPE.
 2. BRANCH PIPE SHALL BE DUCTILE IRON ANMA C150-96
 3. 6\"/>

CITY OF RALEIGH					
DEPARTMENT OF PUBLIC UTILITIES					
STANDARD FIRE HYDRANT INSTALLATION DETAIL					
DWG. NO.	REVISIONS	DATE	REVISIONS	DATE	
W-4	ABB	4-6-04	JAF	01-17-09	
	D.H.	2-14-08			



- NOTES:
1. ALL PUBLIC FIRE HYDRANTS IN THE CITY OF RALEIGH AND THE MERGER TOWNS OF GARNER, ROLESVILLE, WAKE FOREST, KNIGHTDALE, WENDELL AND ZEBULON SHALL BE PAINTED CHROME YELLOW WITH HIGH REFLECTIVE ALUMINUM SILVER CAPS, BONNETS AND OPERATING NUTS.

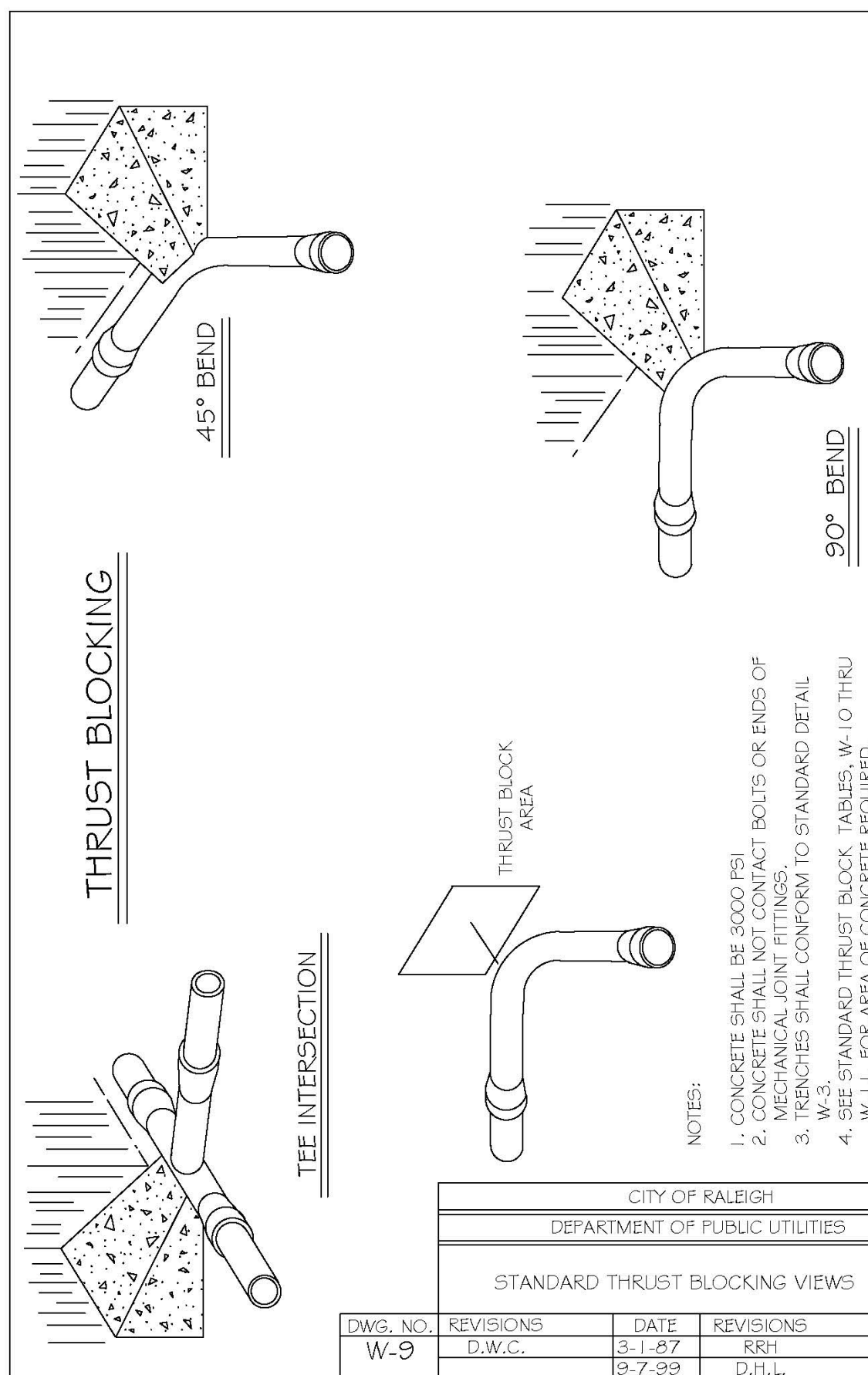
CITY OF RALEIGH					
DEPARTMENT OF PUBLIC UTILITIES					
STANDARD FIRE HYDRANT WITH 5\"/>					
DWG. NO.	REVISIONS	DATE	REVISIONS	DATE	
W-5	MAB	6-9-16			



REINFORCING REQUIREMENTS					
I.D. PIPE	REBAR SIZE	** BAR LENGTH	** BAR WEIGHT	** BAR LENGTH	** BAR WEIGHT
6\"/>					
THRUST COLLAR AND THRUST SCHEDULE					
I.D. PIPE	**A	**B	**C	**D	
6\"/>					

- NOTES:
1. SEE STANDARD DETAIL W-9 FOR THRUST BLOCK LOCATIONS.
 2. CONCRETE SHALL BE 3000 PSI AND TRANSIT MIXED.
 3. REINFORCING BARS SHALL BE DEFORMED AND TIED TOGETHER.
 4. TRENCH BOTTOM WIDTH IN VICINITY OF THRUST BLOCK INSTALLATION SHALL BE THE MINIMUM WIDTH AS SHOWN ON STANDARD DETAIL W-3.
 5. BACKFILL TAMPED IN 6\"/>

CITY OF RALEIGH					
DEPARTMENT OF PUBLIC UTILITIES					
THRUST BLOCKING DESIGN DATA FOR WATER MAINS					
DWG. NO.	REVISIONS	DATE	REVISIONS	DATE	
W-7	RRH	1-21-00	J.P.S.	11-1-10	
	D.H.L.	6-18-08			

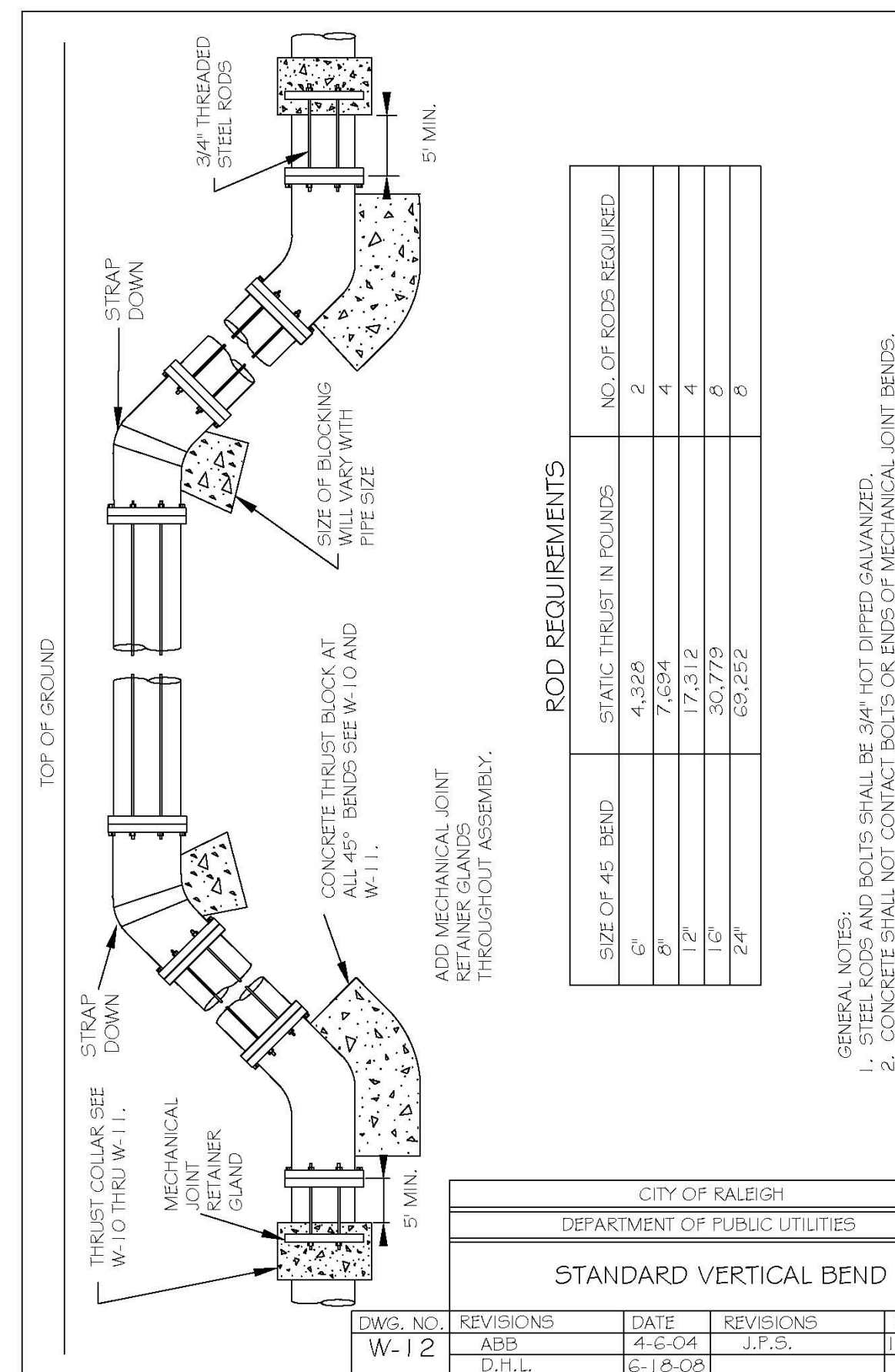


- NOTES:
1. CONCRETE SHALL BE 3000 PSI.
 2. CONCRETE SHALL NOT CONTACT BOLTS OR ENDS OF MECHANICAL JOINT FITTINGS.
 3. TRENCHES SHALL CONFORM TO STANDARD DETAIL W-3.
 4. SEE STANDARD THRUST BLOCK TABLE, W-10 THRU W-12 FOR AREA OF CONCRETE REQUIRED.
 5. ALL BENDS AND INTERSECTIONS SHALL HAVE CONCRETE THRUST BLOCKING.

CITY OF RALEIGH					
DEPARTMENT OF PUBLIC UTILITIES					
STANDARD THRUST BLOCKING VIEWS					
DWG. NO.	REVISIONS	DATE	REVISIONS	DATE	
W-9	D.W.C.	3-1-87	RRH	3-31-00	
	D.H.L.	9-7-99	D.H.L.	6-18-08	

REACTION BEARING AREAS FOR HORIZONTAL WATER PIPE BENDS										
BASED ON TEST PRESSURE OF 200 P.S.I.										
ALL AREAS GIVEN IN SQUARE FEET.										
SIZE AND DEGREE OF BEND	STATIC THRUST IN POUNDS	MORTAR BEDDED CLAY 4000 LBS/FT ²	SOFT CLAY 2000 LBS/FT ²	LOOSE LIBERTY GRAVEL 1500 LBS/FT ²	CRUSHED SAND	MOISTURE CURD ALWAYS 2000 LBS/FT ²	SAND COMPACT FIRM 2000 LBS/FT ²	SAND CLEAN DRY 1000 LBS/FT ²	SEALED LIBERTY QUICKSAND 1000 LBS/FT ²	BECK POOR TO 200 LBS/FT ²
6"										
11 1/4°	1,108	1	1	1	1	1	1	2	1	
22 1/2°	2,207	1	2	2	1	1	1	3	1	
45°	4,328	2	3	3	1	1	2	5	1	
90°	7,996	2	4	5	1	1	2	8	1	
PLUG	5,655	2	3	4	1	1	2	6	1	
8"										
11 1/4°	1,970	1	1	2	1	1	1	2	1	
22 1/2°	3,922	1	2	3	1	1	1	4	1	
45°	7,694	2	4	5	1	1	2	8	1	
90°	14,215	4	6	9	2	2	4	15	2	
PLUG	10,053	3	5	6	2	2	3	10	1	
12"										
11 1/4°	4,433	2	3	3	1	1	2	5	1	
22 1/2°	8,826	3	5	6	2	2	3	9	1	
45°	17,312	5	9	11	3	3	5	18	2	
90°	31,983	8	16	19	4	4	8	32	4	
PLUG	22,619	6	12	14	3	3	6	23	3	
16"										
11 1/4°	7,881	2	4	5	1	1	2	5	1	
22 1/2°	15,691	4	6	10	2	2	4	16	2	
45°	30,779	8	16	19	4	4	8	31	4	
90°	56,861	15	29	35	8	8	15	57	6	
PLUG	40,213	10	21	25	5	5	10	41	5	

CITY OF RALEIGH					
DEPARTMENT OF PUBLIC UTILITIES					
THRUST BLOCKING DESIGN QUANTITY TABLE					
DWG. NO.	REVISIONS	DATE	REVISIONS	DATE	
W-10	D.W.C.	6-23-99			



- GENERAL NOTES:
1. STEEL RODS AND BOLTS SHALL BE 3/4\"/>

CITY OF RALEIGH					
DEPARTMENT OF PUBLIC UTILITIES					
STANDARD VERTICAL BEND					
DWG. NO.	REVISIONS	DATE	REVISIONS	DATE	
W-12	ABB	4-6-04	J.P.S.	11-1-10	
	D.H.L.	6-18-08			

The Nau Company
Consulting Civil Engineers
PO Box 810, Rolesville, NC 27571
919-435-6395
NCBELS License P-0751

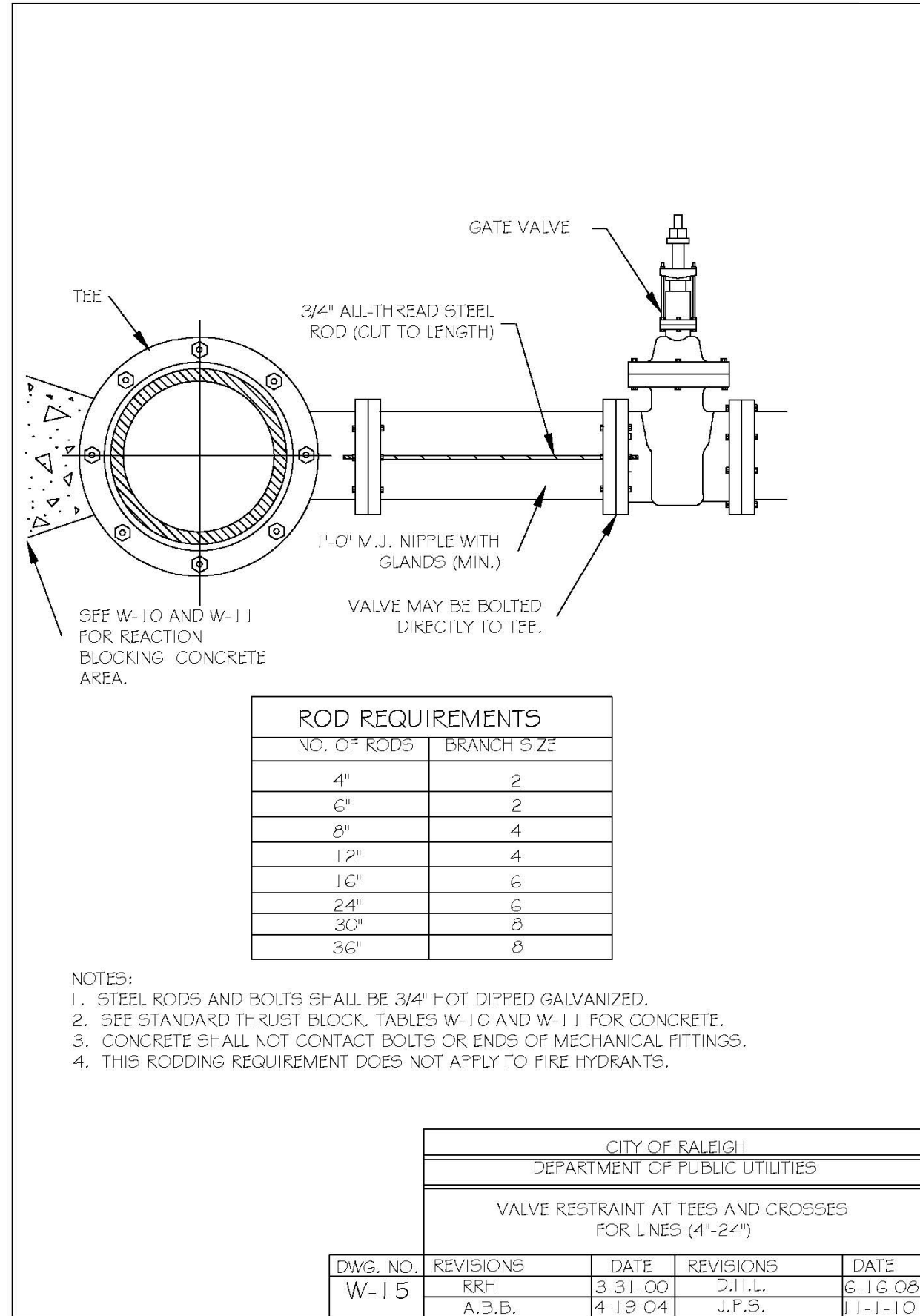
CLIENT:
PRESERVE AT JONES DAIRY, LLC
10534 ARNOLD PALMER DRIVE
RALEIGH, NC 27617 919-491-0761

REVISIONS			
NO.	DATE	BY	REASON

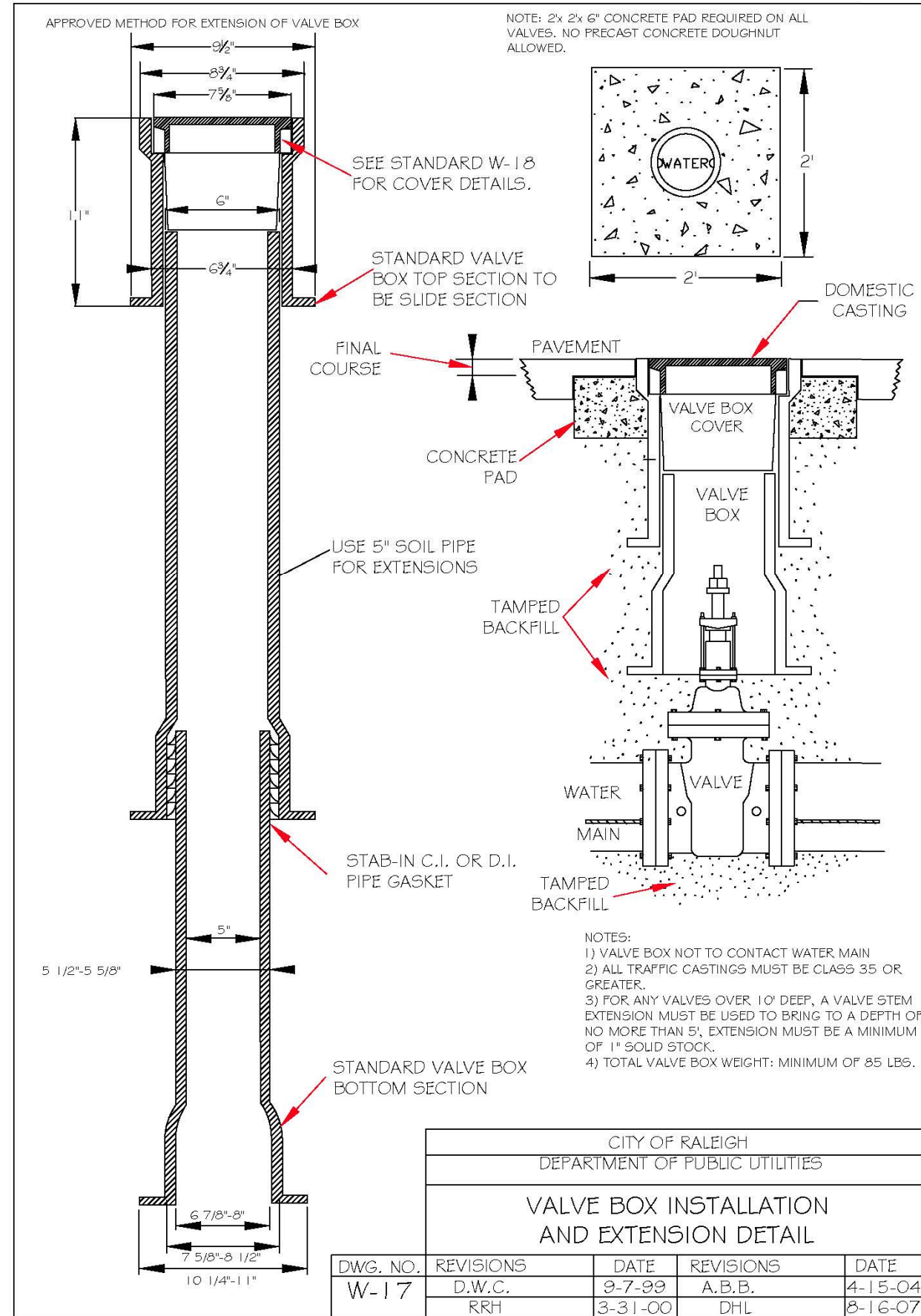
PRESERVE AT JONES DAIRY - CENTRAL
CONSTRUCTION DRAWINGS
ROLESVILLE, NC
RALEIGH WATER DETAILS



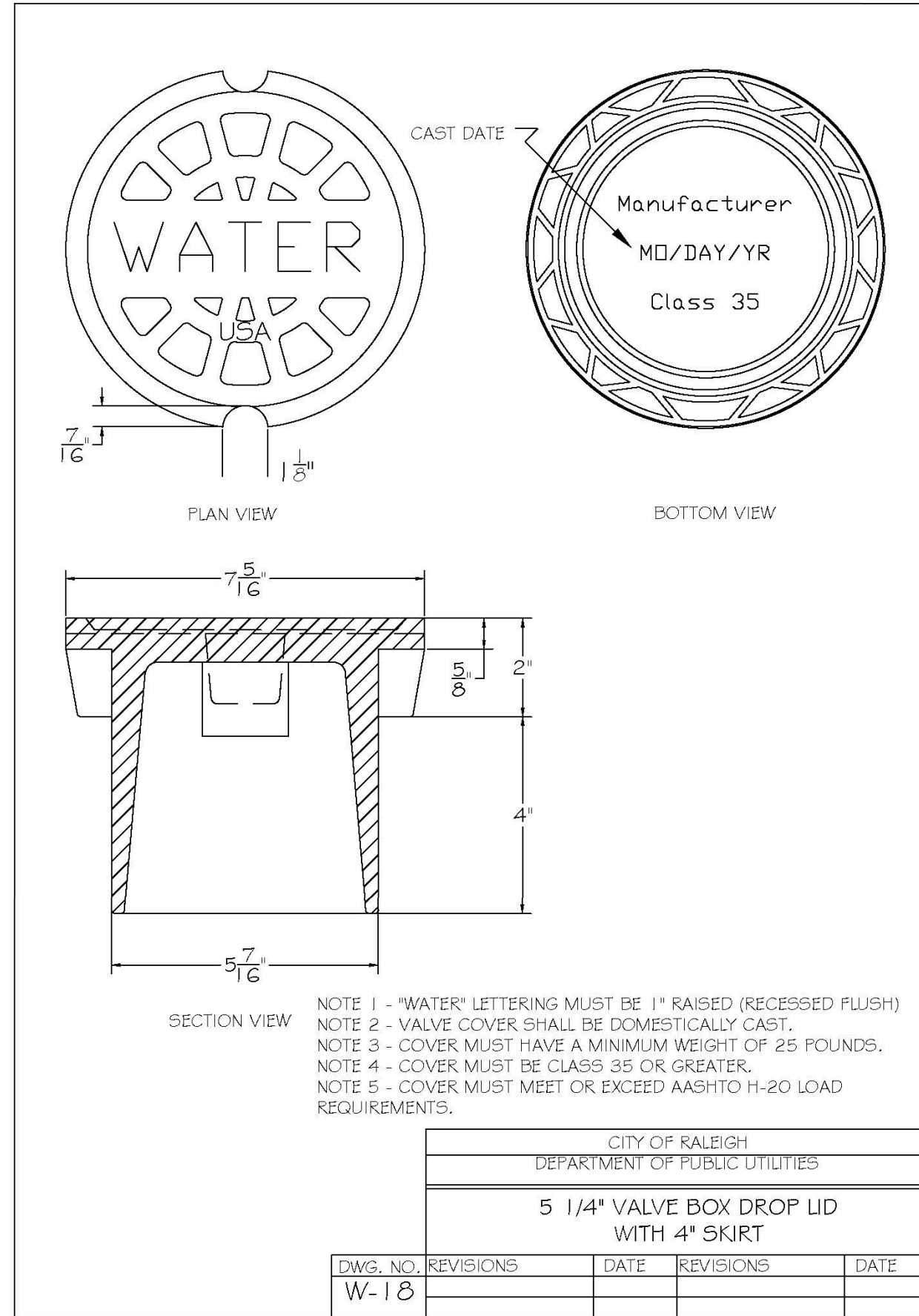
PROJECT NO.: --
DESIGN BY: JPE
DRAWN BY: RSF
SCALE: NTS
DATE: 2023-01-27
SHEET NO: D3.1



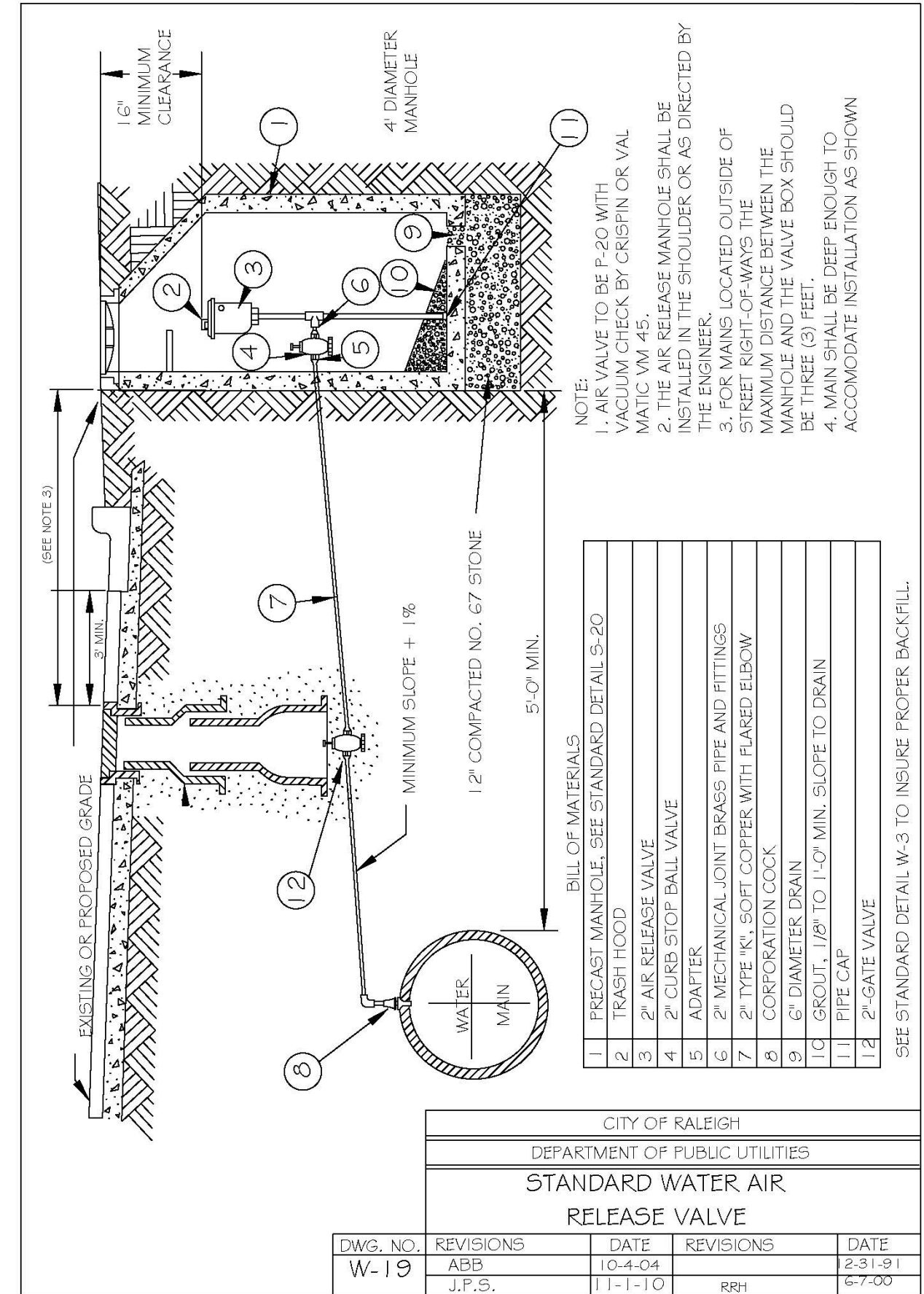
CITY OF RALEIGH DEPARTMENT OF PUBLIC UTILITIES				
VALVE RESTRAINT AT TEES AND CROSSES FOR LINES (4"-24")				
DWG. NO.	REVISIONS	DATE	REVISIONS	DATE
W-15	RRH	8-31-00	D.H.L.	8-16-08
	A.B.B.	4-18-04	J.P.S.	11-1-10



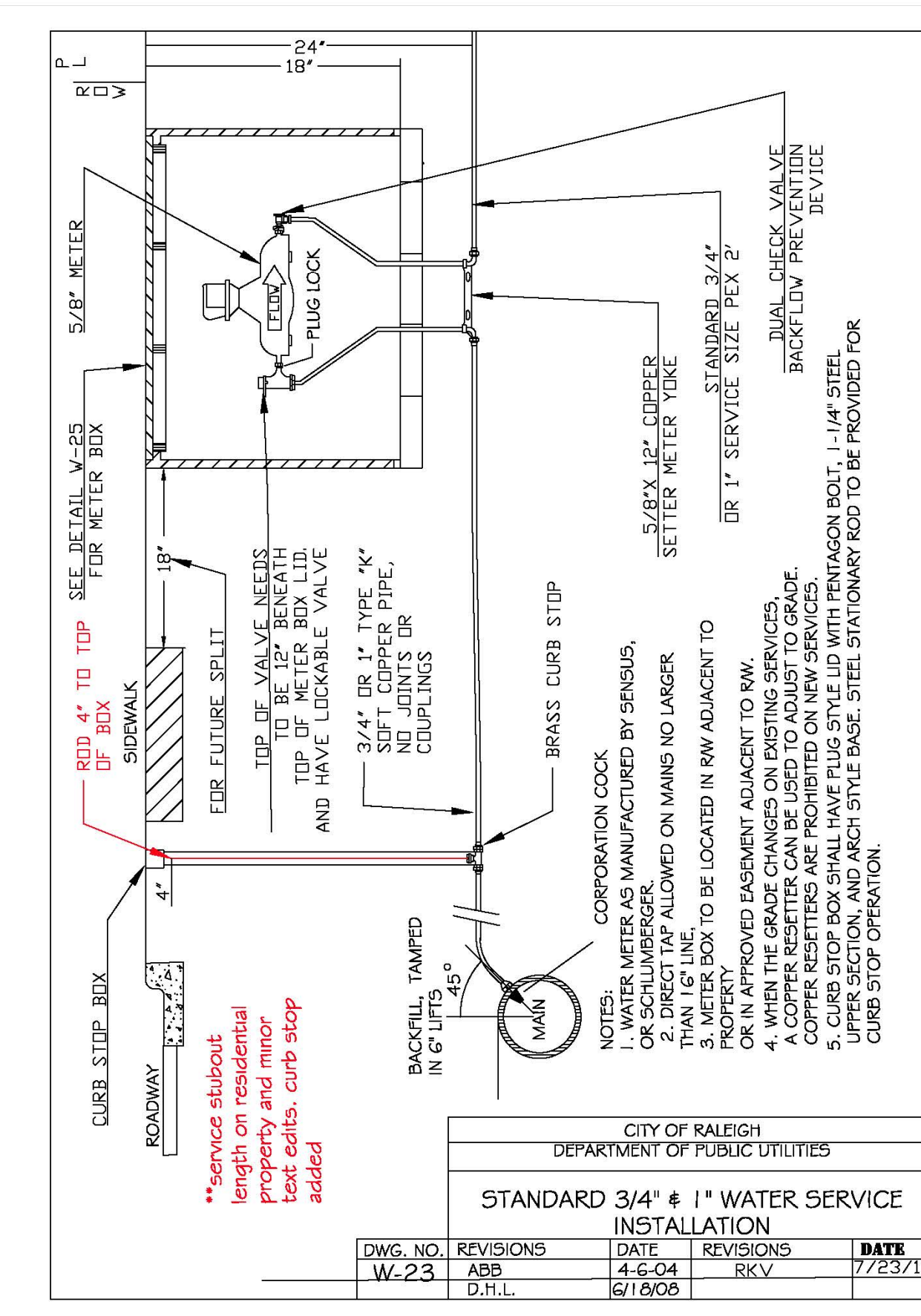
CITY OF RALEIGH DEPARTMENT OF PUBLIC UTILITIES				
VALVE BOX INSTALLATION AND EXTENSION DETAIL				
DWG. NO.	REVISIONS	DATE	REVISIONS	DATE
W-17	D.W.C.	9-7-99	A.B.B.	4-15-04
	RRH	3-31-00	D.H.L.	8-16-07



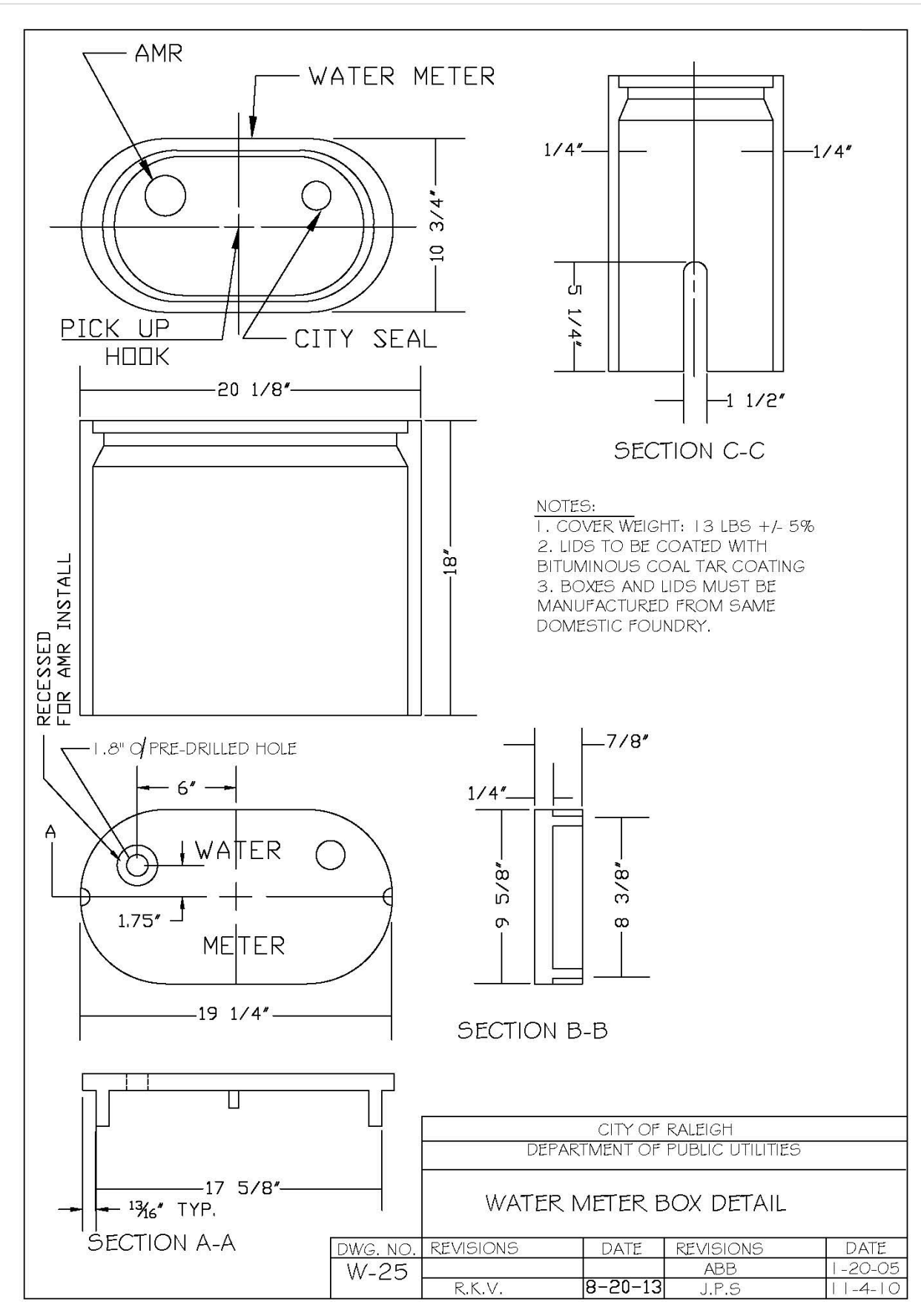
CITY OF RALEIGH DEPARTMENT OF PUBLIC UTILITIES				
5 1/4" VALVE BOX DROP LID WITH 4" SKIRT				
DWG. NO.	REVISIONS	DATE	REVISIONS	DATE
W-18				



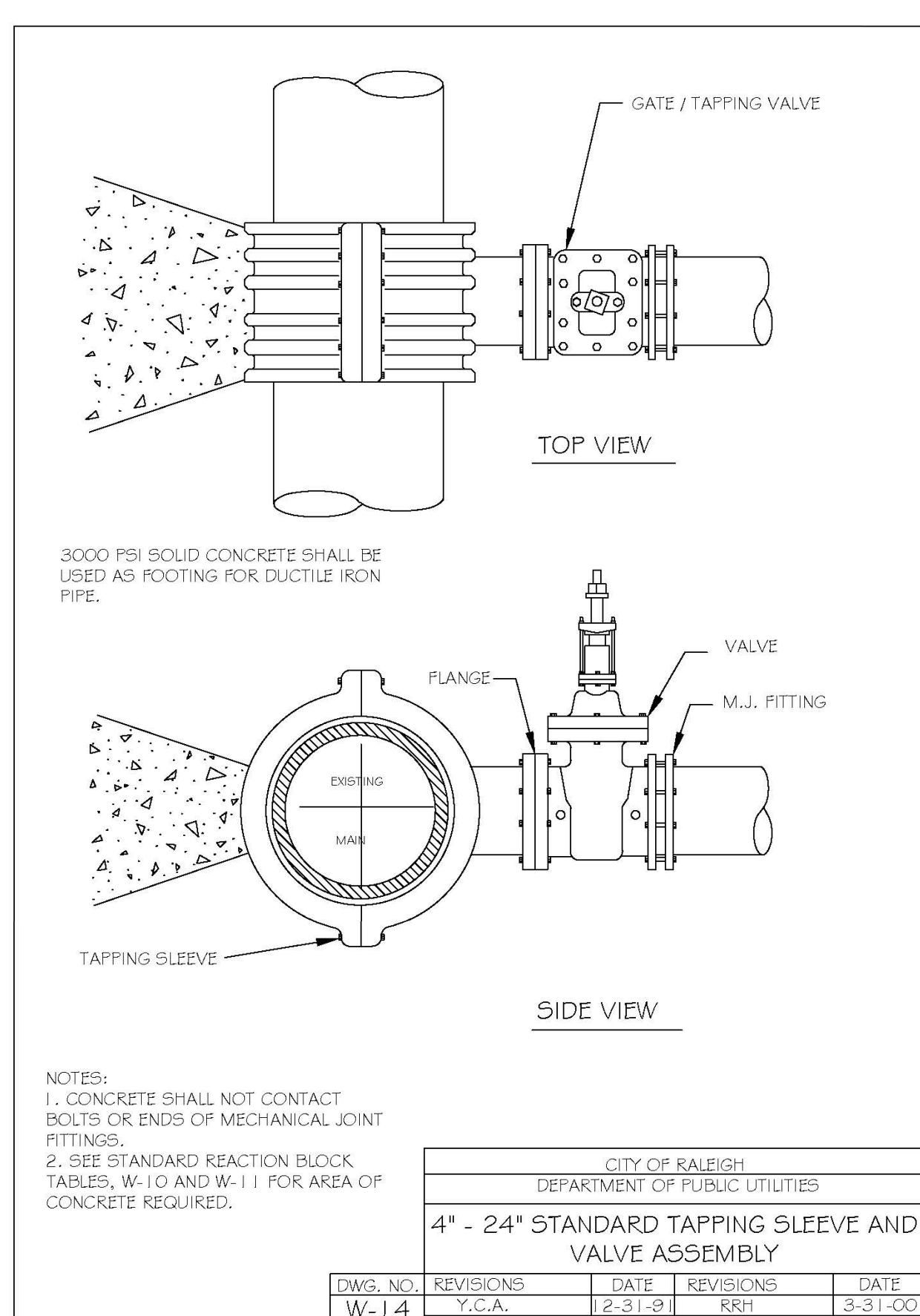
CITY OF RALEIGH DEPARTMENT OF PUBLIC UTILITIES				
STANDARD WATER AIR RELEASE VALVE				
DWG. NO.	REVISIONS	DATE	REVISIONS	DATE
W-19	ABB	10-4-04		12-31-81
	J.P.S.	11-1-10	RRH	6-7-00



CITY OF RALEIGH DEPARTMENT OF PUBLIC UTILITIES				
STANDARD 3/4" & 1" WATER SERVICE INSTALLATION				
DWG. NO.	REVISIONS	DATE	REVISIONS	DATE
W-23	ABB	4-6-04	RKV	7/23/13
	D.H.L.	6/19/08		



CITY OF RALEIGH DEPARTMENT OF PUBLIC UTILITIES				
WATER METER BOX DETAIL				
DWG. NO.	REVISIONS	DATE	REVISIONS	DATE
W-25	R.K.V.	8-20-13	ABB	1-20-08
			J.P.S.	11-4-10




CITY OF RALEIGH DEPARTMENT OF PUBLIC UTILITIES				
4" - 24" STANDARD TAPPING SLEEVE AND VALVE ASSEMBLY				
DWG. NO.	REVISIONS	DATE	REVISIONS	DATE
W-14	T.C.A.	2-31-91	RRH	3-31-00
	D.W.C.	9-7-99	J.P.S.	11-1-10

The Nau Company
 Consulting Civil Engineers
 PO Box 810, Rolesville, NC 27571
 919-435-6395
 NCBELS License P-0751

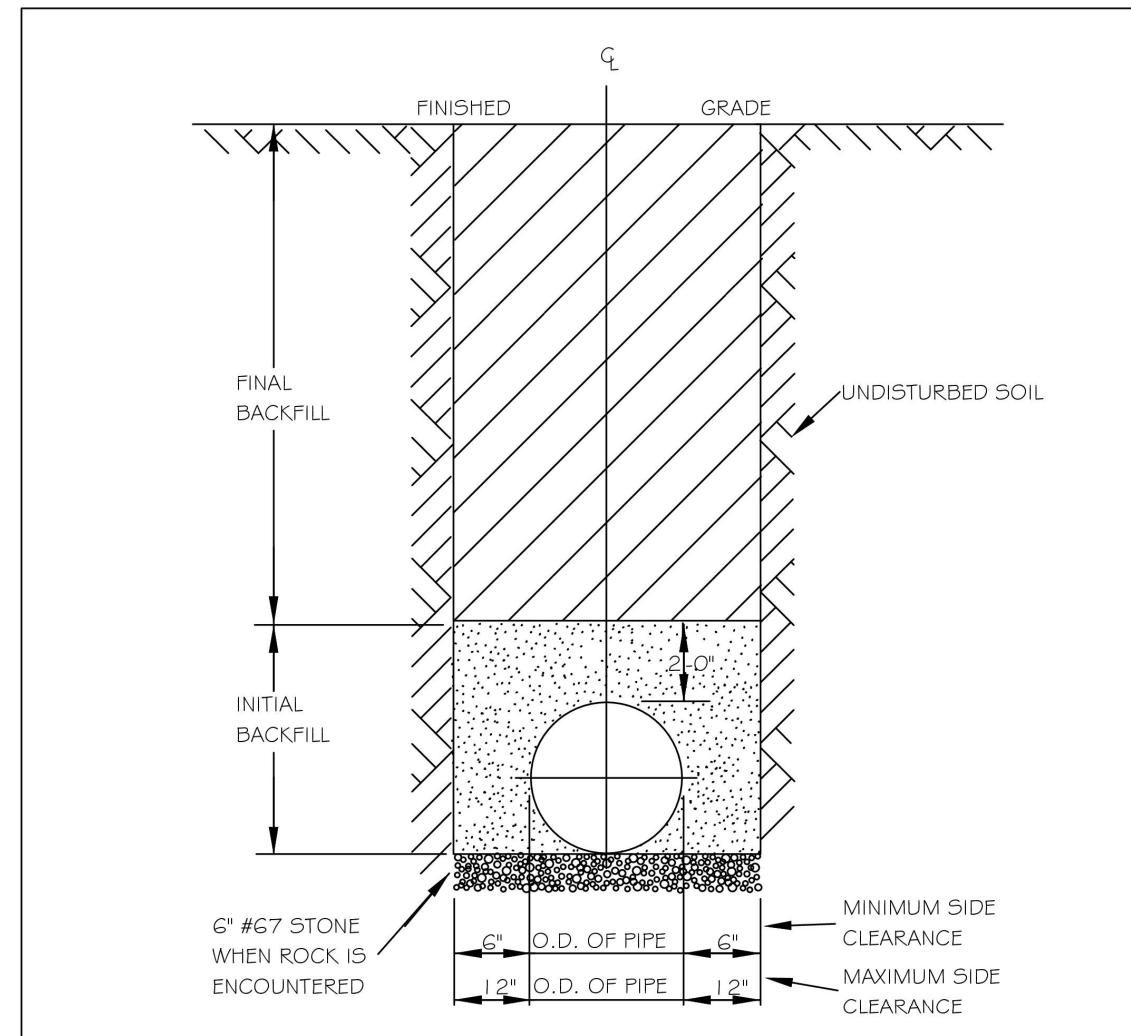
CLIENT:
 PRESERVE AT JONES DAIRY, LLC
 10534 ARNOLD PALMER DRIVE
 RALEIGH, NC 27617 919-491-0761

REVISIONS	
NO.	DESCRIPTION

PRESERVE AT JONES DAIRY - CENTRAL CONSTRUCTION DRAWINGS
 RALEIGH, NC
RALEIGH WATER DETAILS

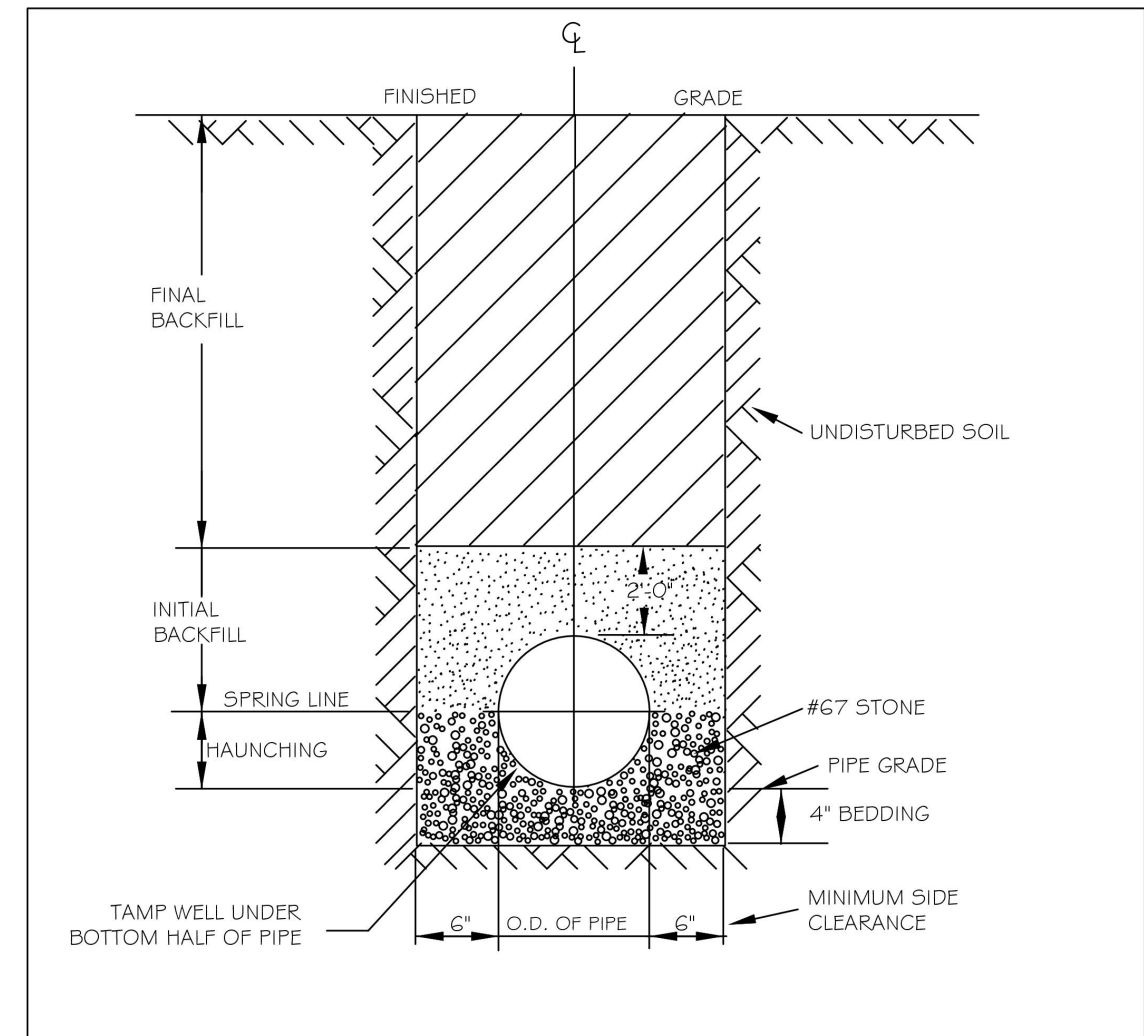


PROJECT NO.:	---
DESIGN BY:	JPE
DRAWN BY:	RSF
SCALE:	NTS
DATE:	2023-01-27
SHEET NO.:	D3.2



NOTES:
 1. TRENCHES REQUIRING SHORING AND BRACING, DIMENSIONS SHALL BE TAKEN FROM THE INSIDE FACE OF THE SHORING AND BRACING.
 2. NO ROCKS OR BOULDERS 4" OR LARGER TO BE USED IN INITIAL BACKFILL.
 3. ALL BACKFILL MATERIAL SHALL BE SUITABLE NATIVE MATERIAL.
 4. BACKFILL SHALL BE TAMPED IN 6" LIFTS IN TRAFFIC AREAS, 12" IN NON-TRAFFIC AREAS.
 5. ACHIEVE 80% COMPACTION IN NON-TRAFFIC AREAS, AND 95% COMPACTION IN TRAFFIC AREAS.
 6. IF IN EASEMENT 4" TOPSOIL, AND 12" CLEAN SELECT FILL MAY BE REQUIRED.
 7. NO BOULDERS 8" IN DIAMETER OR GREATER ALLOWED IN FINAL BACKFILL.

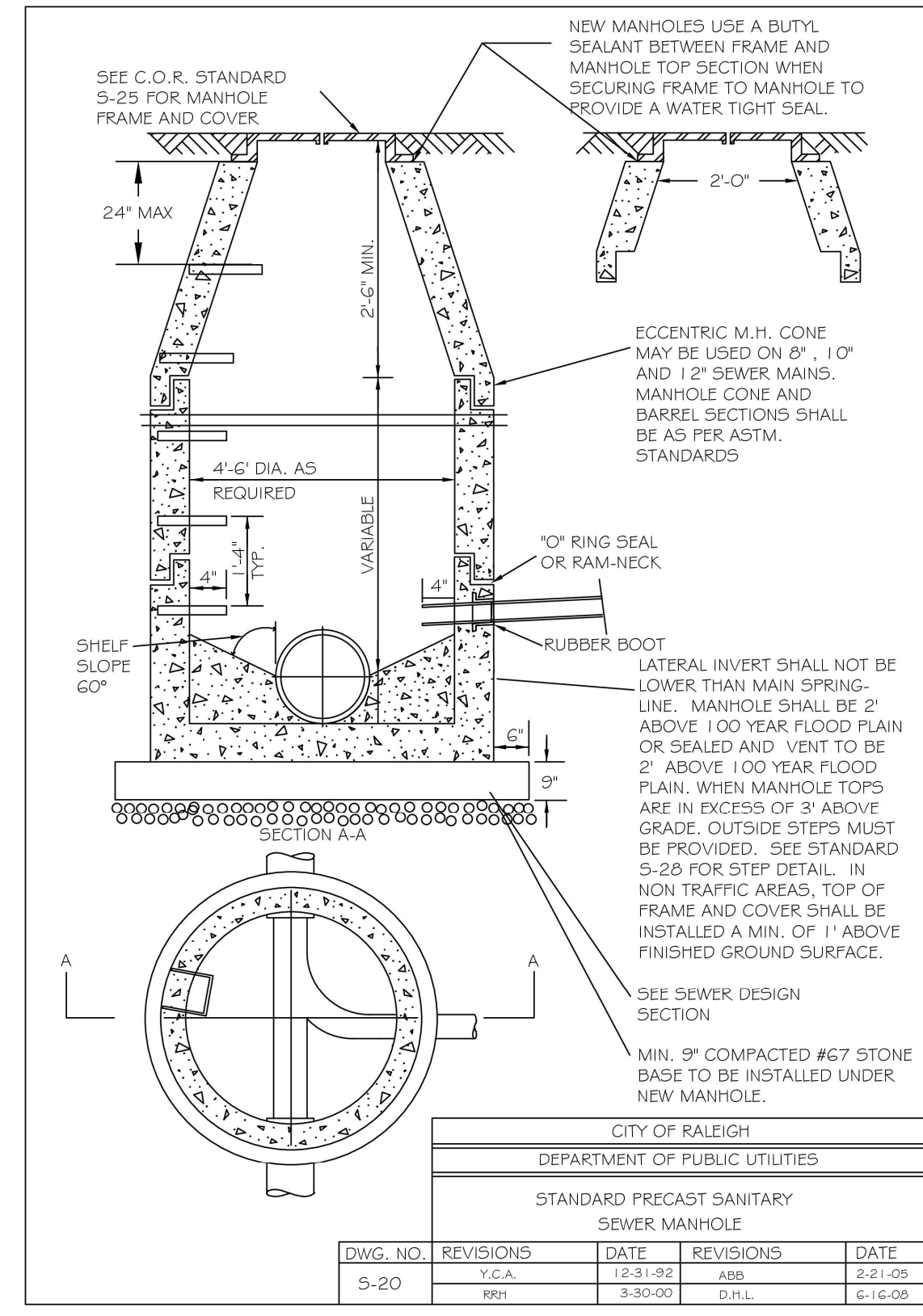
CITY OF RALEIGH DEPARTMENT OF PUBLIC UTILITIES					
TRENCH BOTTOM DIMENSIONS & BACKFILLING REQUIREMENTS FOR DUCTILE IRON					
DWG. NO.	REVISIONS	DATE	REVISIONS	DATE	
S-4	RRH	3-30-00			



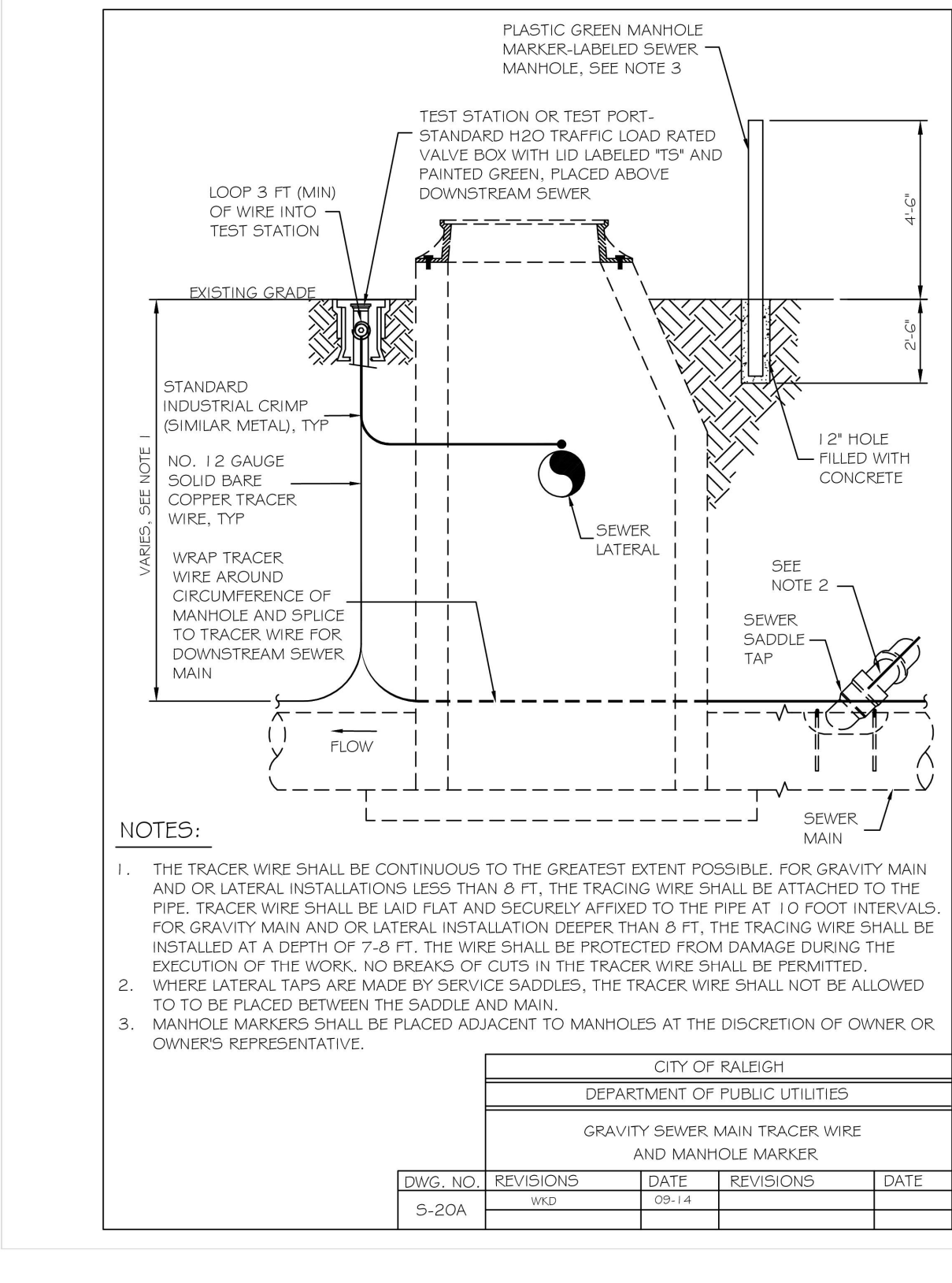
TYPICAL TRENCH BOTTOM DIMENSIONS FOR SDR 35 PVC GRAVITY PIPE

NOTES:
 1. FOR TRENCHES REQUIRING SHORING AND BRACING, DIMENSIONS SHALL BE TAKEN FROM THE INSIDE FACE OF THE SHORING AND BRACING.
 2. NO ROCKS OR BOULDERS 4" OR LARGER TO BE USED IN INITIAL BACKFILL.
 3. ALL BACKFILL MATERIAL SHALL BE SUITABLE NATIVE MATERIAL.
 4. BACKFILL SHALL BE TAMPED IN 6" LIFTS IN TRAFFIC AREAS, 12" IN NON-TRAFFIC AREAS.


CITY OF RALEIGH DEPARTMENT OF PUBLIC UTILITIES					
TRENCH BOTTOM DIMENSIONS AND BACKFILLING REQUIREMENTS FOR PVC GRAVITY SEWER MAIN					
DWG. NO.	REVISIONS	DATE	REVISIONS	DATE	
S-5	RRH	7-2-82	RRH	3-30-00	



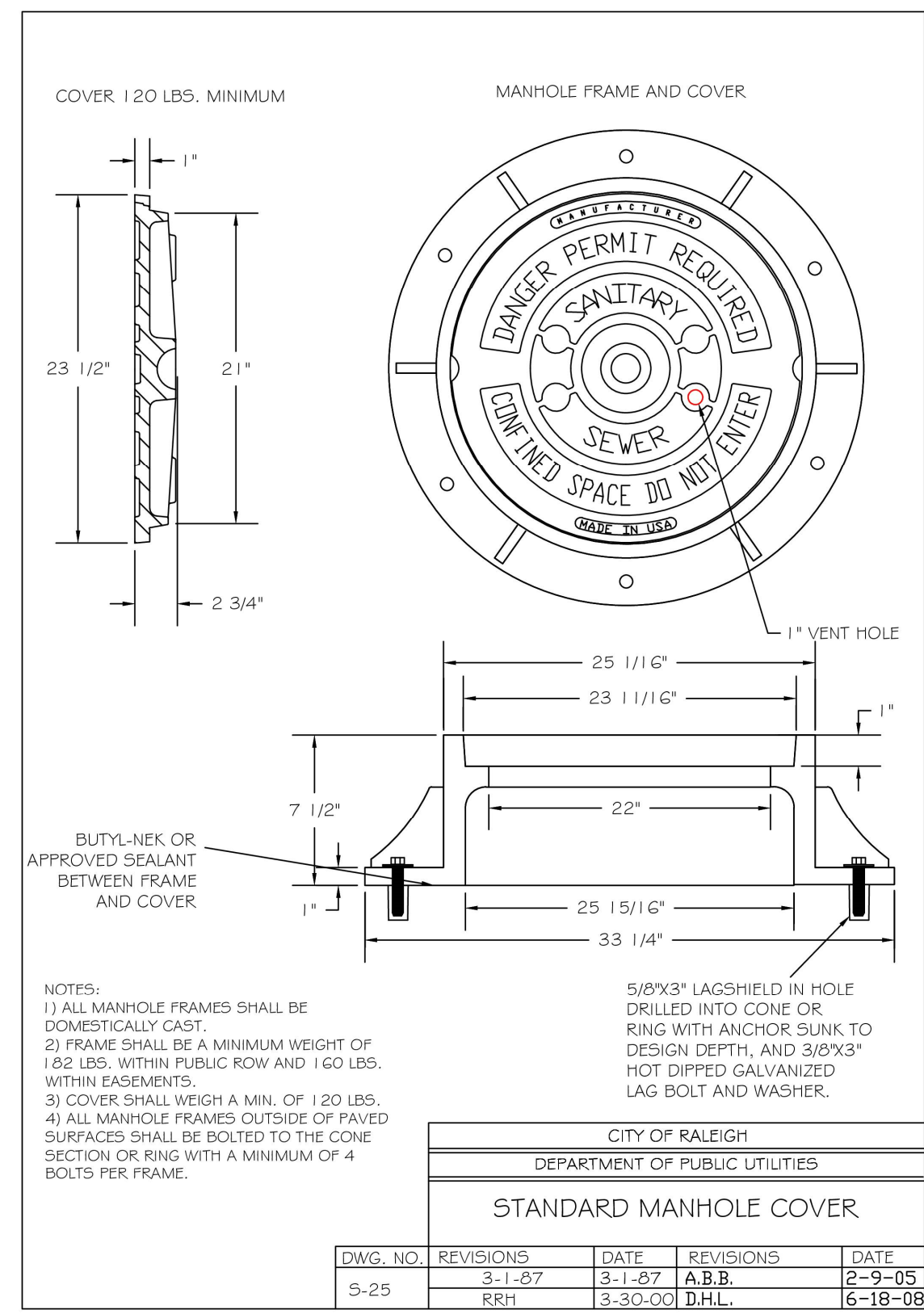
CITY OF RALEIGH DEPARTMENT OF PUBLIC UTILITIES					
STANDARD PRECAST SANITARY SEWER MANHOLE					
DWG. NO.	REVISIONS	DATE	REVISIONS	DATE	
S-20	RRH	3-30-00	D.H.L.	6-16-08	



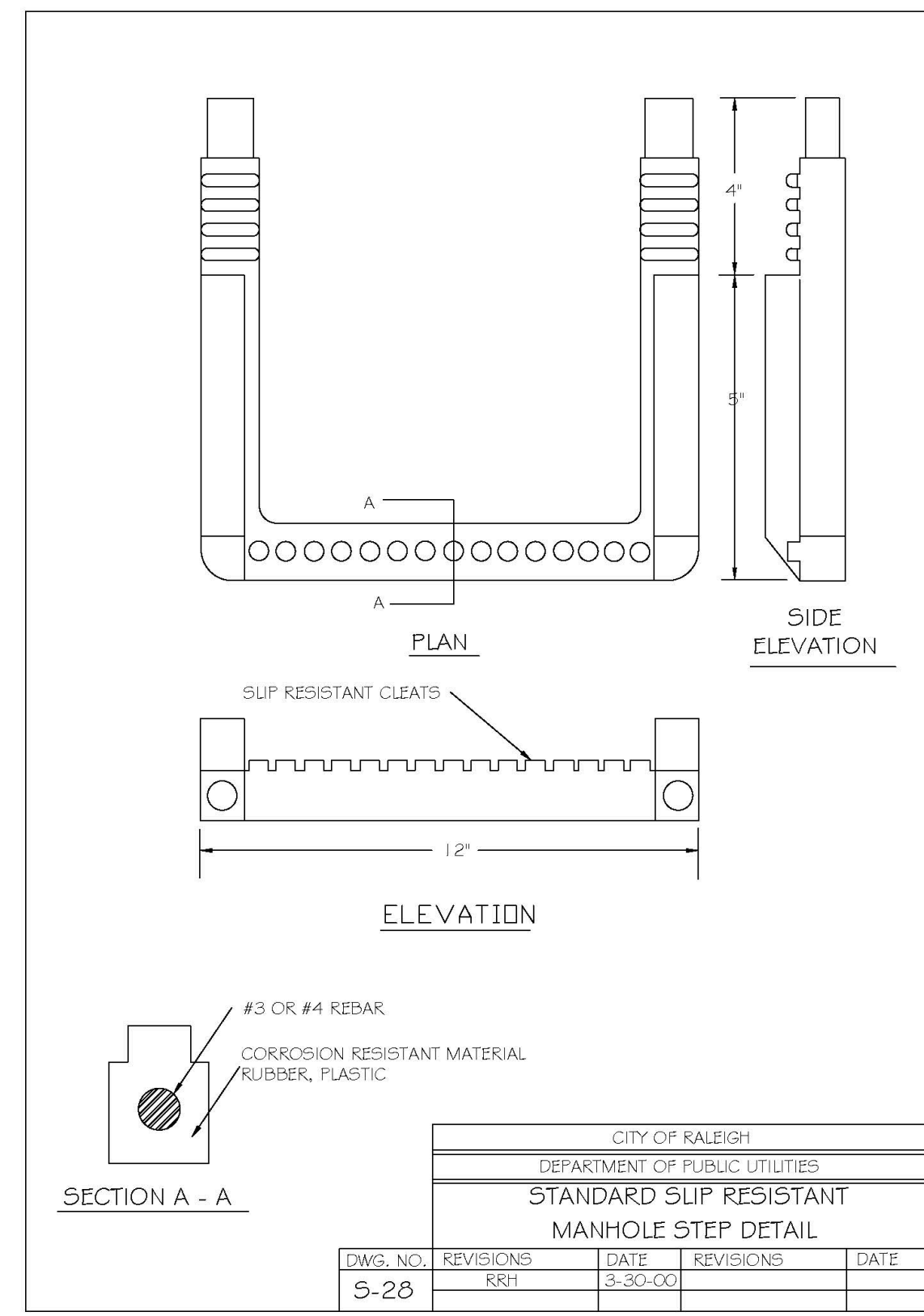
CITY OF RALEIGH DEPARTMENT OF PUBLIC UTILITIES					
GRAVITY SEWER MAIN TRACER WIRE AND MANHOLE MARKER					
DWG. NO.	REVISIONS	DATE	REVISIONS	DATE	
S-20A	WRD	09-14			



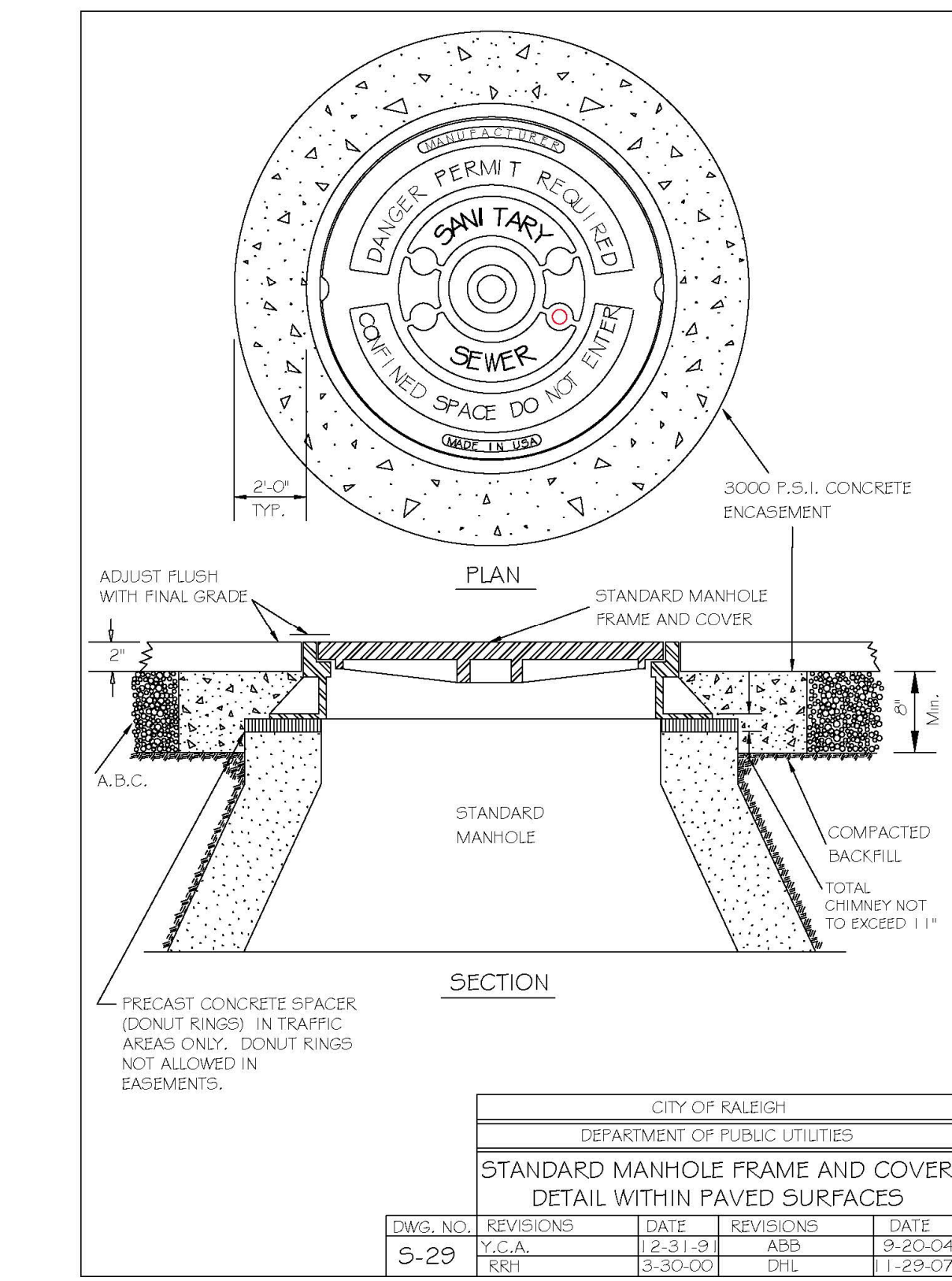
CITY OF RALEIGH DEPARTMENT OF PUBLIC UTILITIES					
EXTENDED BASE OR CAST-IN-PLACE REINFORCED CONCRETE BASE					
DWG. NO.	REVISIONS	DATE	REVISIONS	DATE	
S-21	RRH	3-30-00	ABB	2-9-05	



CITY OF RALEIGH DEPARTMENT OF PUBLIC UTILITIES					
STANDARD MANHOLE COVER					
DWG. NO.	REVISIONS	DATE	REVISIONS	DATE	
S-25	RRH	3-1-87	A.B.B.	2-9-05	
		3-30-00	D.H.L.	6-18-08	



CITY OF RALEIGH DEPARTMENT OF PUBLIC UTILITIES					
STANDARD SLIP RESISTANT MANHOLE STEP DETAIL					
DWG. NO.	REVISIONS	DATE	REVISIONS	DATE	
S-28	RRH	3-30-00			




CITY OF RALEIGH DEPARTMENT OF PUBLIC UTILITIES					
STANDARD MANHOLE FRAME AND COVER DETAIL WITHIN PAVED SURFACES					
DWG. NO.	REVISIONS	DATE	REVISIONS	DATE	
S-29	Y.C.A.	12-31-8	ABB	9-20-04	
	RRH	3-30-00	D.H.L.	1-29-07	

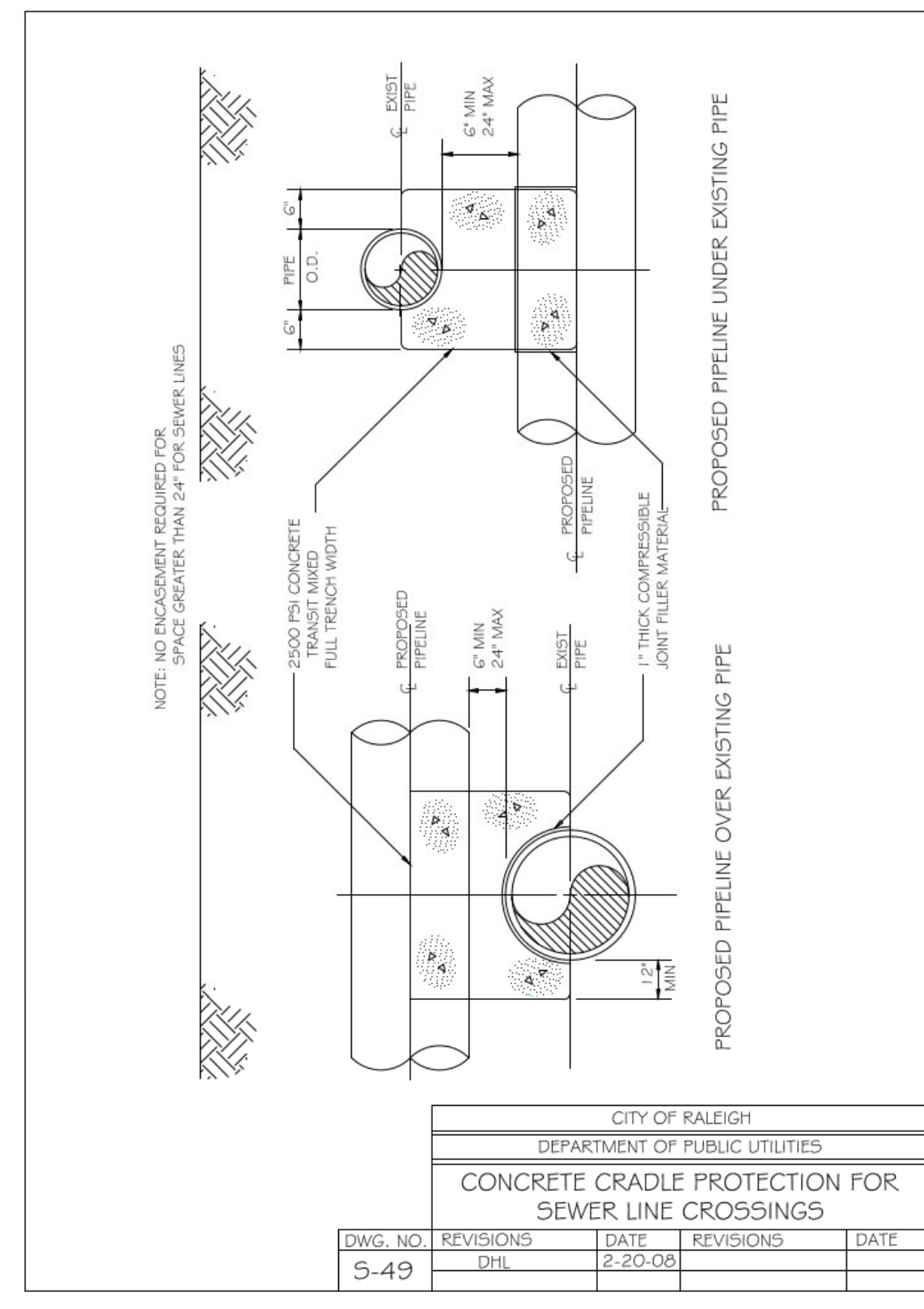
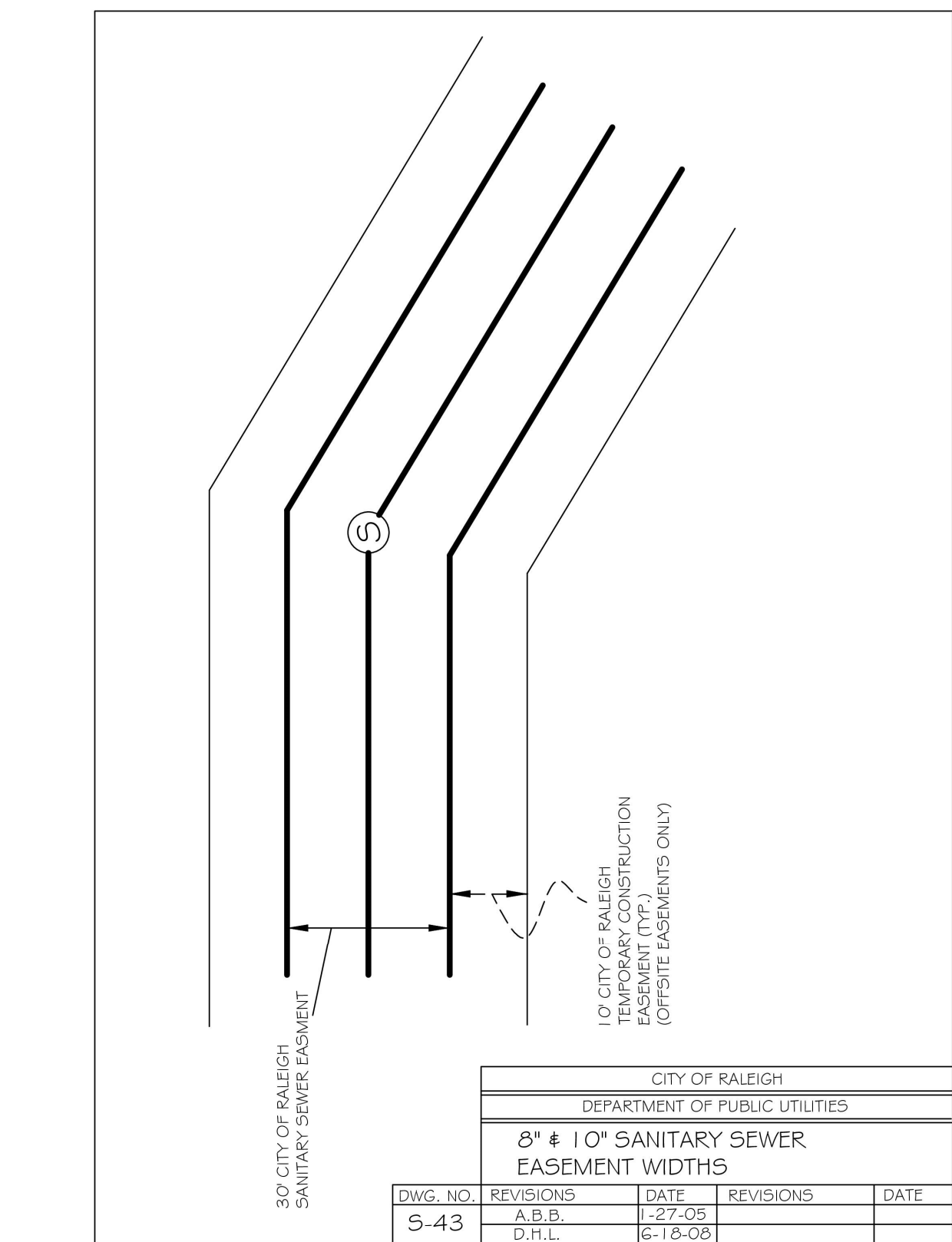
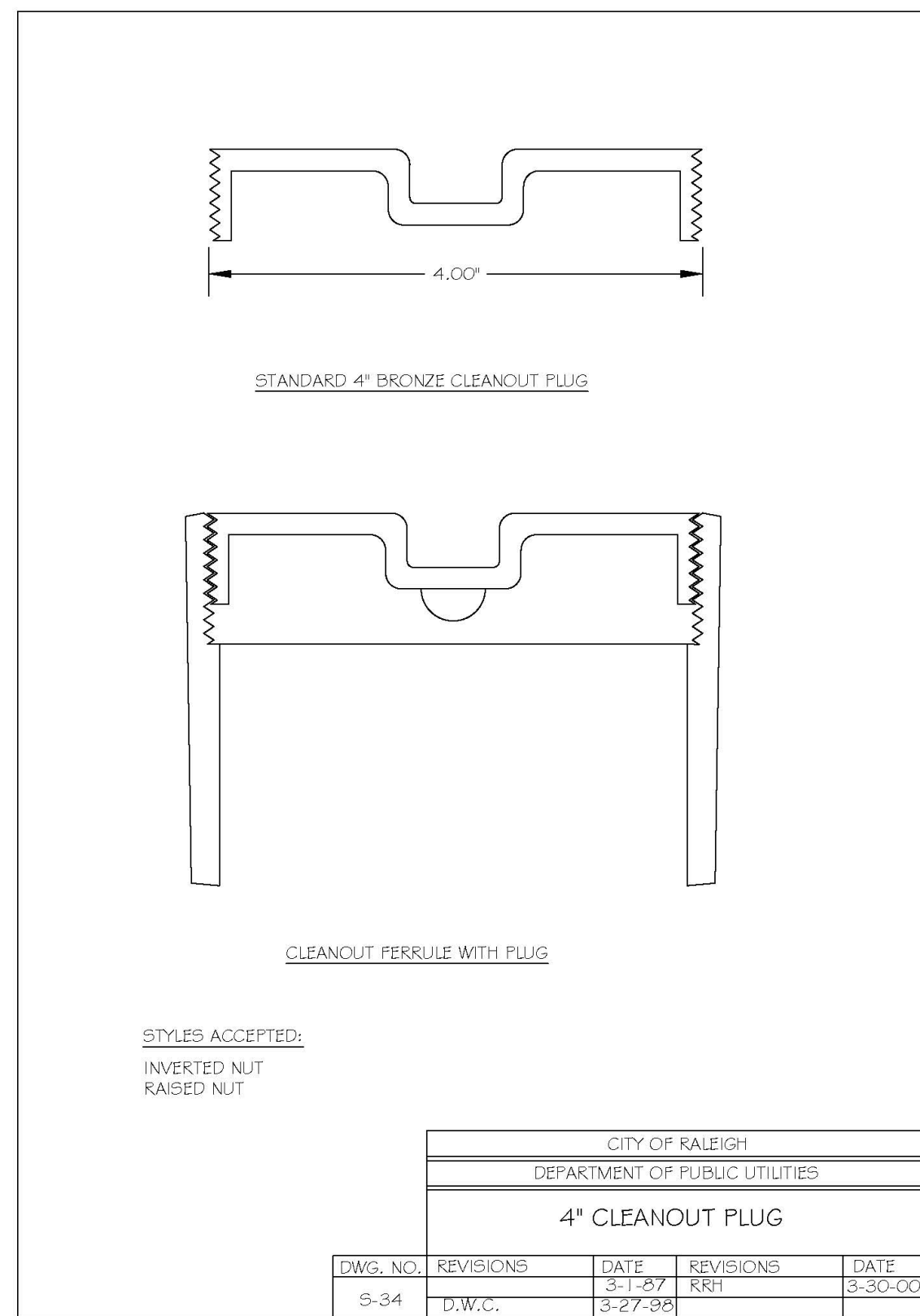
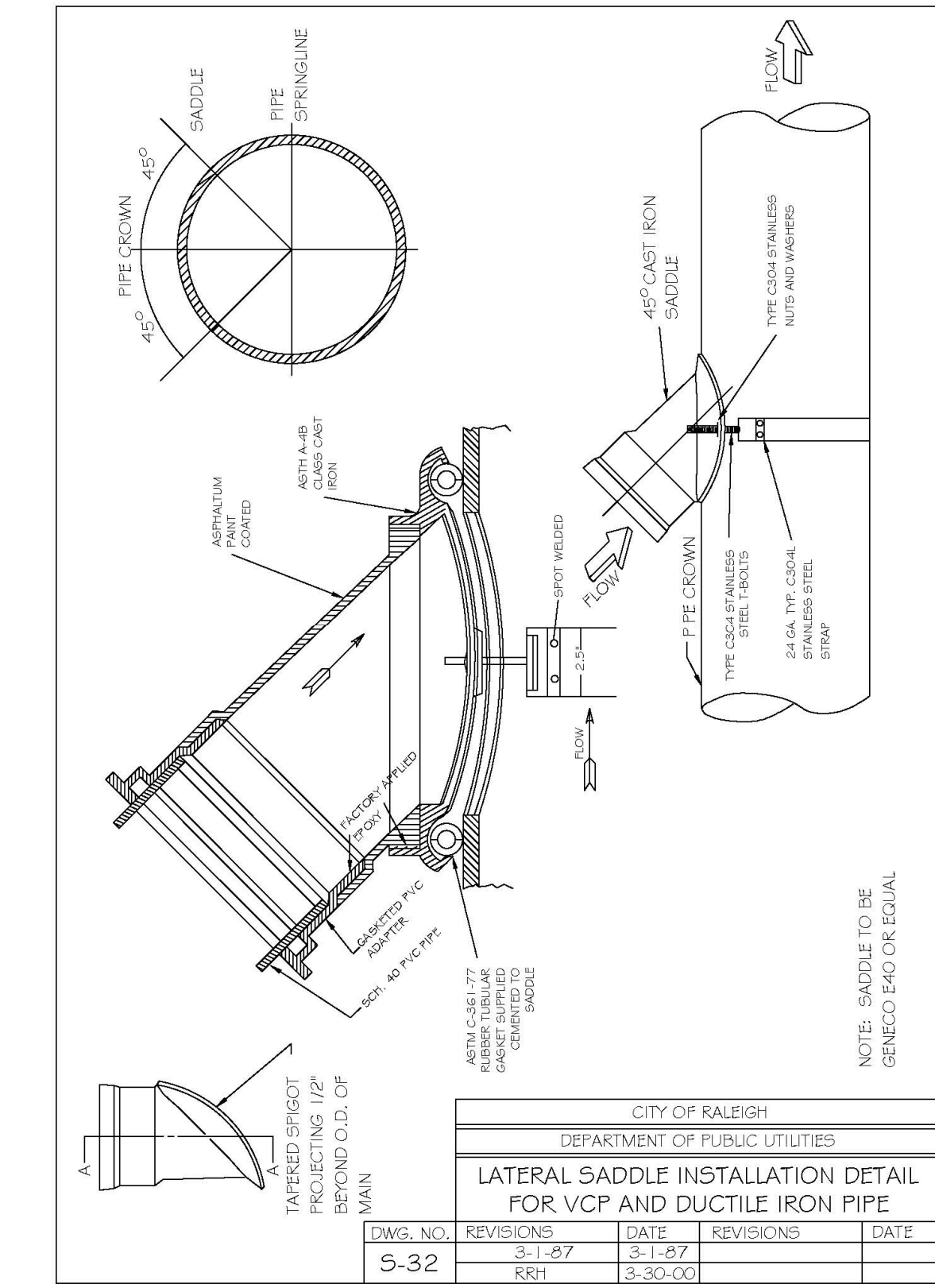
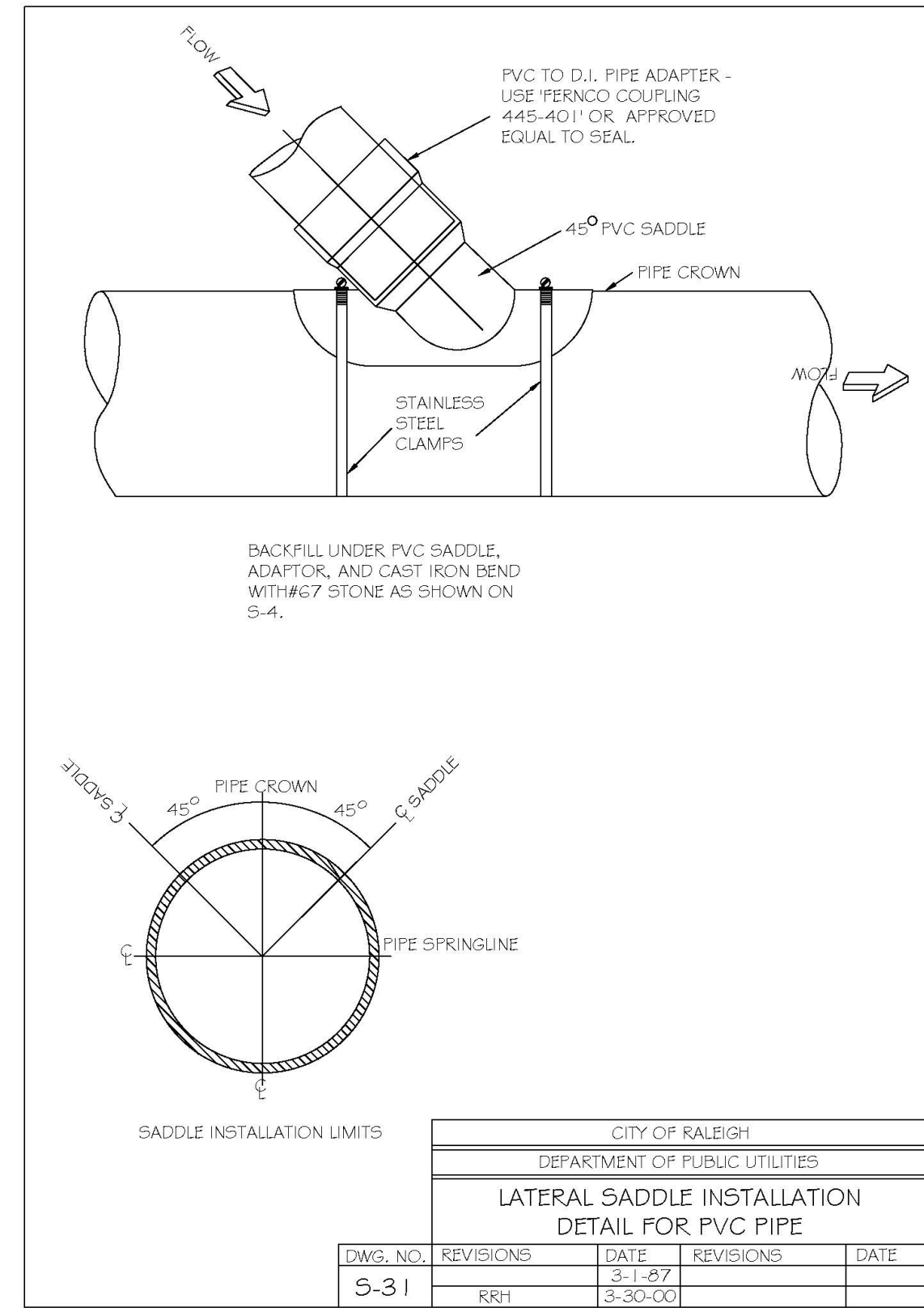
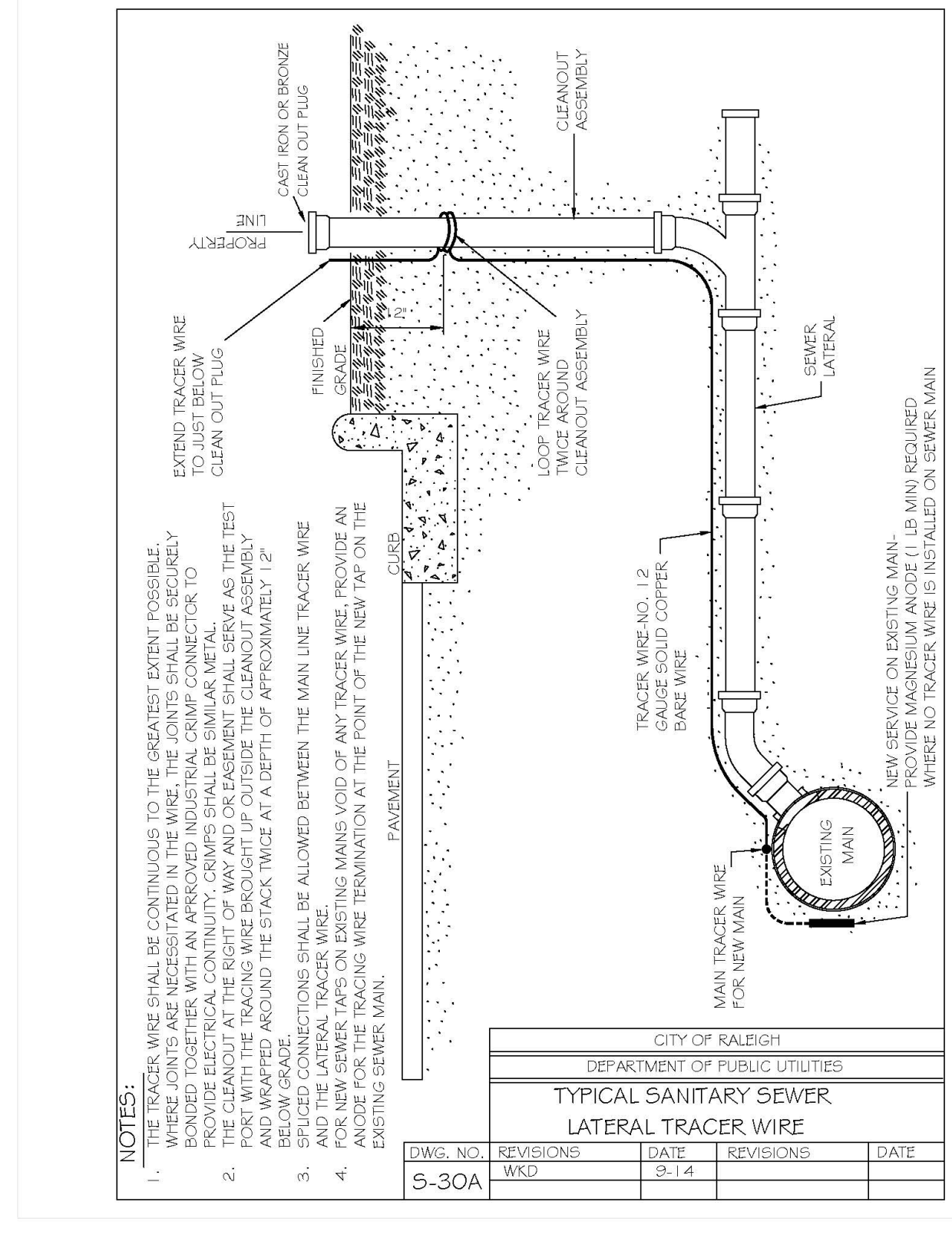
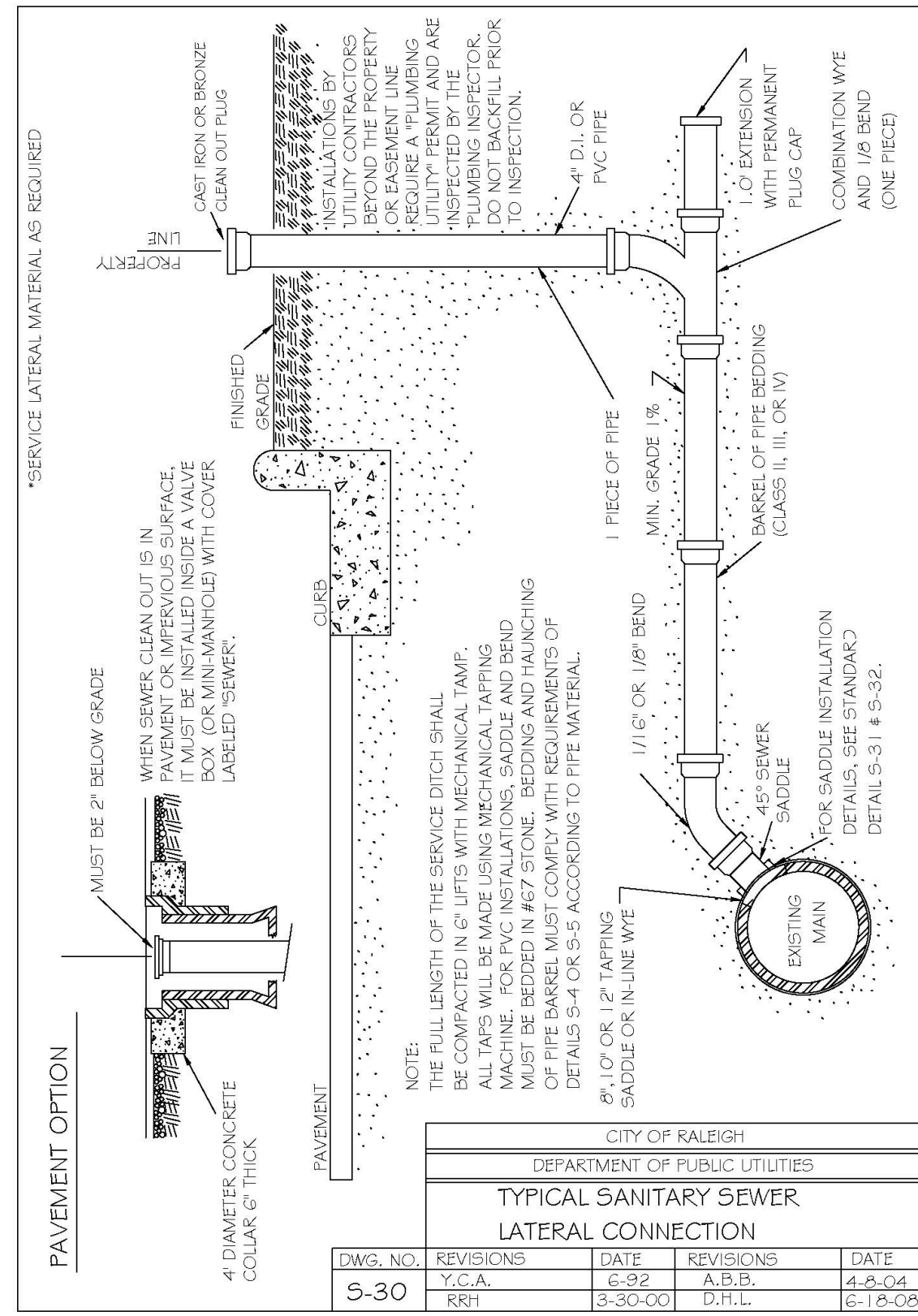
The Nau Company
 Consulting Civil Engineers
 PO Box 810, Rolesville, NC 27571
 919-435-6395
 NCBELS License P-0751

CLIENT:
 PRESERVE AT JONES DAIRY, LLC
 10534 ARNOLD PALMER DRIVE
 RALEIGH, NC 27617 919-491-0761

PRESERVE AT JONES DAIRY - CENTRAL
 CONSTRUCTION DRAWINGS
 ROLESVILLE, NC
 RALEIGH SEWER DETAILS



PROJECT NO.:	---
DESIGN BY:	JPE
DRAWN BY:	RSF
SCALE:	NTS
DATE:	2023-01-27
SHEET NO.:	D4.1



DWG. NO.	REVISIONS	DATE	REVISIONS	DATE
S-30	T.C.A.	6-30-00	A.B.B.	4-8-04
	RRH	3-30-00	D.H.L.	6-18-00

DWG. NO.	REVISIONS	DATE	REVISIONS	DATE
S-30A	W.K.D.	8-14		

DWG. NO.	REVISIONS	DATE	REVISIONS	DATE
S-31	RRH	3-30-00		

DWG. NO.	REVISIONS	DATE	REVISIONS	DATE
S-32	RRH	3-1-87	RRH	3-30-00

STYLES ACCEPTED:
INVERTED NUT
RAISED NUT

1/2\"/>

NOTE: NO BACKFILL REQUIRED FOR SPACES GREATER THAN 24\"/>


NOTE: SADDLE TO BE GENECCO 1540 OR EQUAL

The Nau Company
Consulting Civil Engineers
PO Box 810, Rolesville, NC 27571
919-435-6395
NCBELS License P-0751

CLIENT:
PRESERVE AT JONES DAIRY, LLC
10534 ARNOLD PALMER DRIVE
RALEIGH, NC 27617 919-491-0761

REVISIONS	DATE	BY	DESCRIPTION

PRESERVE AT JONES DAIRY - CENTRAL
CONSTRUCTION DRAWINGS
ROLESVILLE, NC
RALEIGH SEWER DETAILS



PROJECT NO.:	---
DESIGN BY:	JPE
DRAWN BY:	RSF
SCALE:	NTS
DATE:	2023-01-27
SHEET NO.:	D4.2