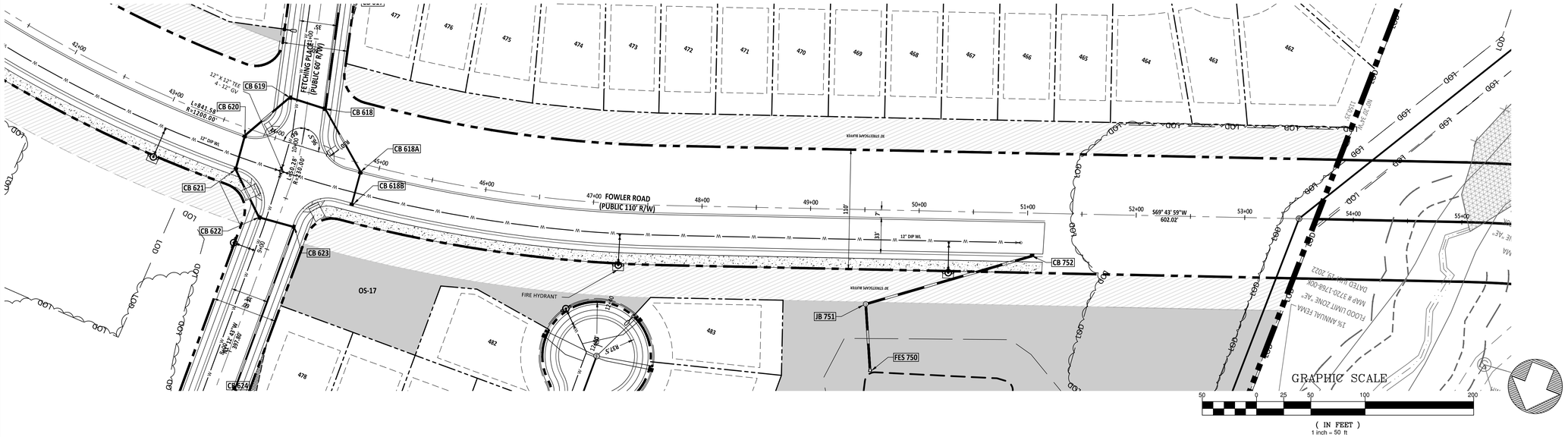

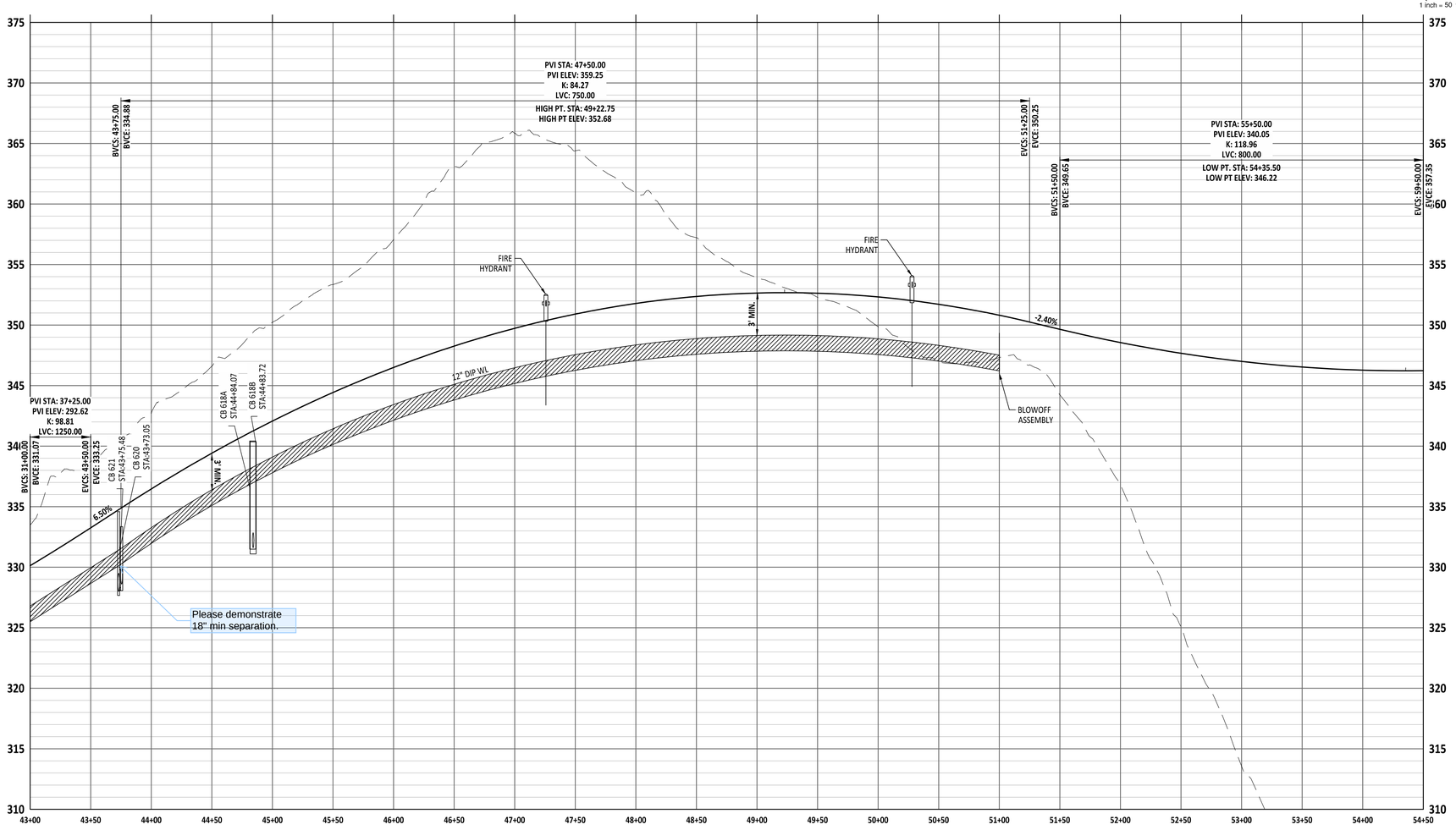

PROJECT NUMBER = PSP-24-07

AMERICAN Engineering
American Engineering Associates - Southeast, P.A.
4020 Westchase Boulevard, Suite 450
Raleigh, NC 27607
919-469-1101

NORTH CAROLINA AMERICAN ENGINEERING ASSOCIATES SOUTHEAST C-3861 CERTIFICATE OF AUTHORIZATION

PRELIMINARY

PRELIMINARY
DO NOT USE FOR CONSTRUCTION

NORTH CAROLINA PROFESSIONAL ENGINEER SEAL 36528 JAKOB P. KLEIN

FOR INFORMATION, ONLY

NO.	DATE	REVISION:

STIPULATION FOR REUSE

THIS DRAWING WAS PREPARED FOR USE ON THE SPECIFIC SITE, NAMED HEREON, CONTEMPORANEOUSLY WITH ITS ISSUE DATE AS LISTED, HEREON. AND IT IS NOT SUITABLE FOR USE ON A DIFFERENT PROJECT SITE OR AT A LATER TIME. USE OF THIS DRAWING FOR REFERENCE OR EXAMPLE ON ANOTHER PROJECT REQUIRES THE SERVICES OF PROPERLY LICENSED ARCHITECTS AND ENGINEERS. REPRODUCTION OF THIS DRAWING FOR REUSE ON ANOTHER PROJECT IS NOT AUTHORIZED AND MAY BE CONTRARY TO THE LAW.

MERRITT RESERVE
FOWLER ROAD PLAN & PROFILE
ROLESVILLE RD
WAKE COUNTY NC 27312

JOB NUMBER:	23-0004
CHECKED BY:	BH
DRAWN BY:	DH/RC/SM/GE/MA/LL/JB
DATE:	05/01/2025

SHEET TITLE:
FOWLER ROAD PLAN & PROFILE

SHEET NO.: **CS-203**

North Carolina 811
*** 3 Days Before Digging ***
North Carolina 811
811 or 1-800-632-4949
Remote Ticket Entry
http://nc811.org/remoteticketentry.htm

Z:\Jobs\23-0004 Merrit Property BRP\Dwgs_Working Dwgs\Sheets\Construction Set\36. CS-203 FOWLER ROAD PLAN & PROFILE.dwg
2025-05-01

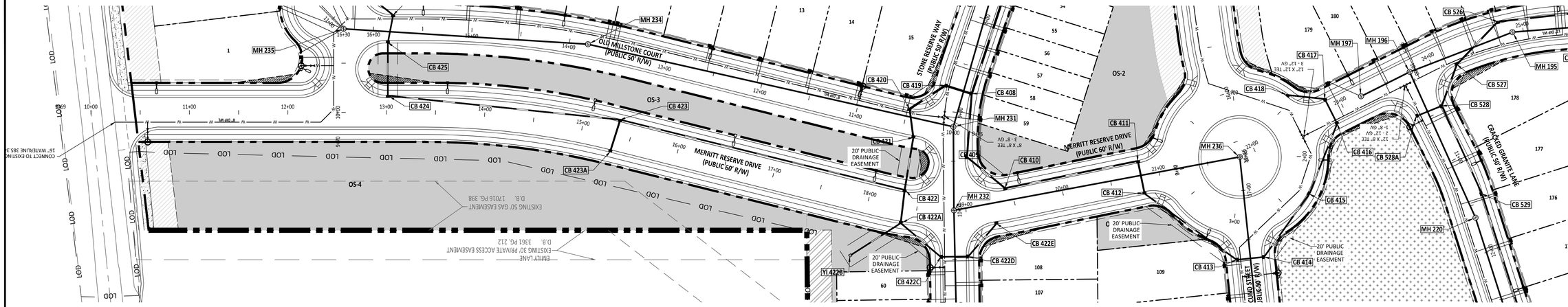

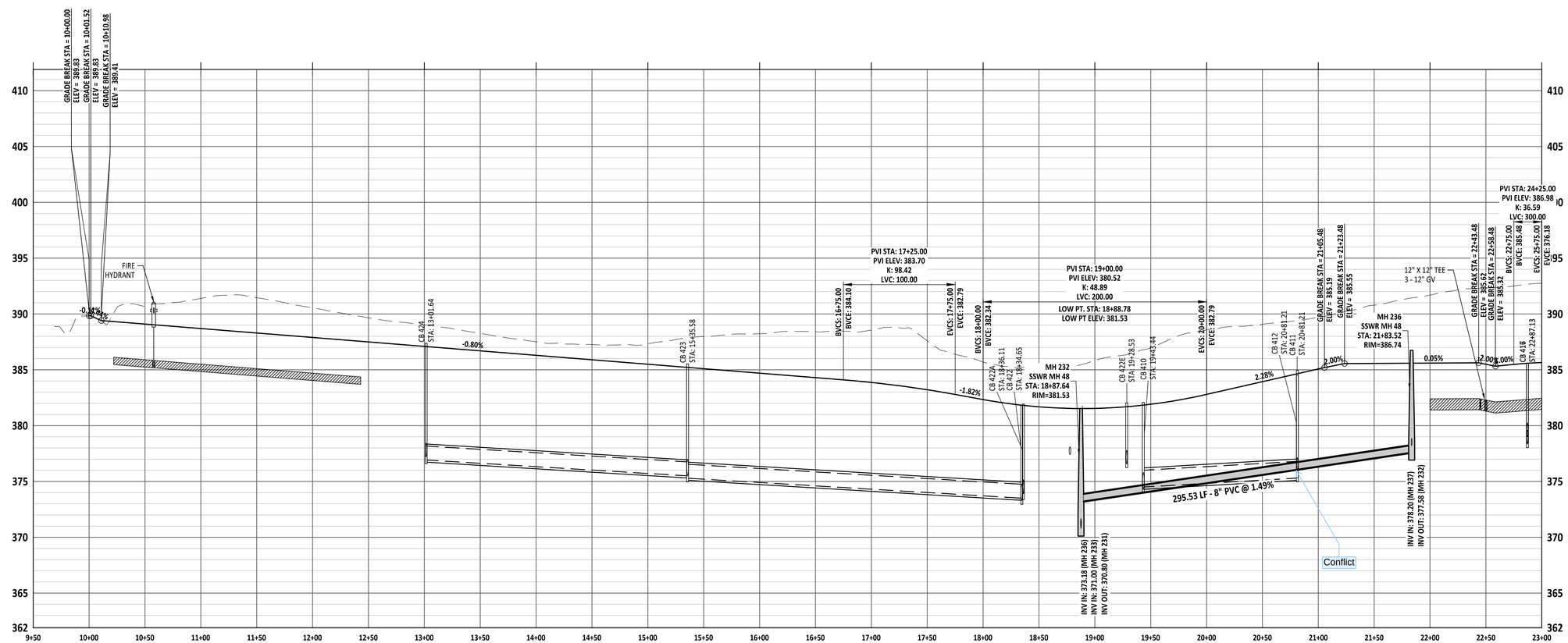

GRAPHIC SCALE

50 0 25 50 100 200

(IN FEET)
1 inch = 50 ft

PROJECT NUMBER = PSP-24-07

AMERICAN Engineering
American Engineering Associates - Southeast, P.A.
4020 Westchase Boulevard, Suite 450
Raleigh, NC 27607
919-469-1101

NORTH CAROLINA AMERICAN ENGINEERING ASSOCIATES SOUTHEAST C-3881 CERTIFICATE OF AUTHORIZATION

PRELIMINARY

PRELIMINARY
DO NOT USE FOR CONSTRUCTION

NORTH CAROLINA PROFESSIONAL ENGINEER SEAL 36528 JAKOB P. KLEIN

FOR INFORMATION, ONLY

NO.	DATE	REVISION:

STIPULATION FOR REUSE

THIS DRAWING WAS PREPARED FOR USE ON THE SPECIFIC SITE, NAMED HEREON, CONTEMPORANEOUSLY WITH ITS ISSUE DATE AS LISTED, HEREON. AND IT IS NOT SUITABLE FOR USE ON A DIFFERENT PROJECT SITE OR AT A LATER TIME. USE OF THIS DRAWING FOR REFERENCE OR EXAMPLE ON ANOTHER PROJECT REQUIRES THE SERVICES OF PROPERLY LICENSED ARCHITECTS AND ENGINEERS. REPRODUCTION OF THIS DRAWING FOR REUSE ON ANOTHER PROJECT IS NOT AUTHORIZED AND MAY BE CONTRARY TO THE LAW.

MERRITT RESERVE

MERRITT RESERVE DR
PLAN & PROFILE

ROLESVILLE RD
WAKE COUNTY NC 27312

JOB NUMBER:	23-0004
CHECKED BY:	BH
DRAWN BY:	DH/RC/SM/GE/MA/LL/JB
DATE:	05/01/2025

SHEET TITLE:
MERRITT RESERVE DR PLAN & PROFILE

SHEET NO.:
CS-210

North Carolina 811 Call Before You Dig.
*** 3 Days Before Digging ***
North Carolina 811
811 or 1-800-632-4949
Remote Ticket Entry
http://nc811.org/remoteticketentry.htm

Z:\Jobs\23-0004 Merrit Property (BRD)\dwg_Working Dwgs\Sheets\Construction Set\17- CS-210 MERRITT RESERVE DR PLAN & PROFILE.dwg

2025-05-01

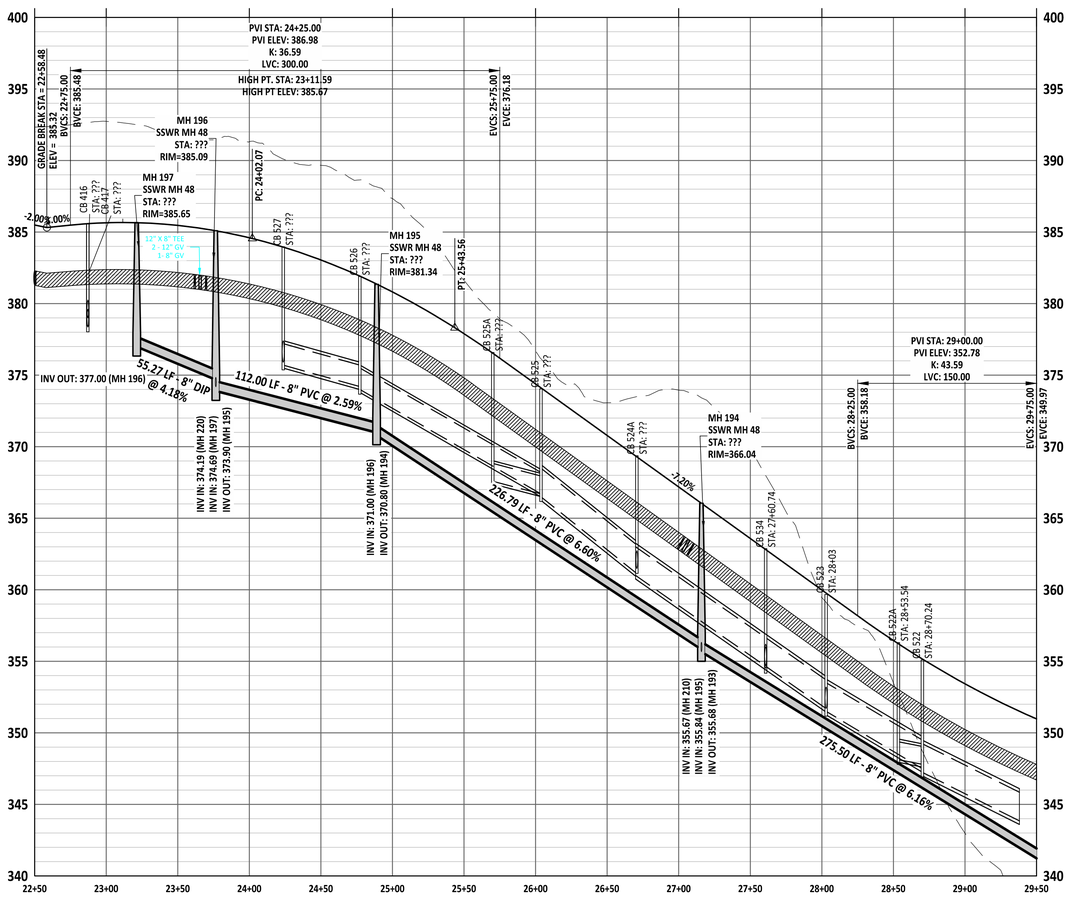

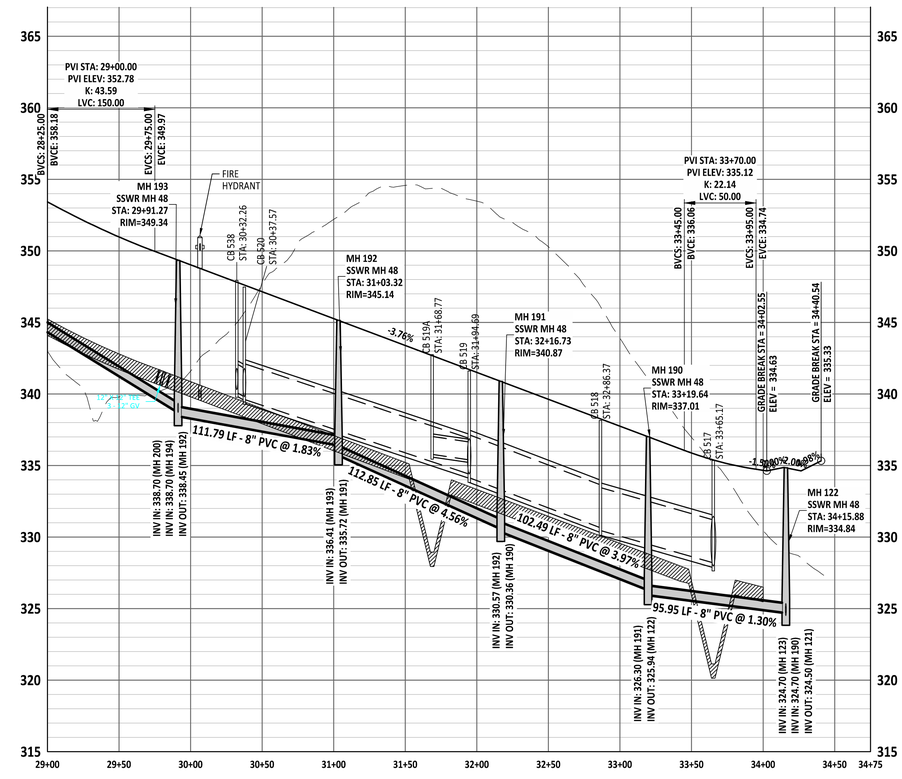

See other comments. Please provide 2/10 drop between inverts, demonstrate 18" min separation for all water/storm or sewer/storm crossings, please provide MH dia and increase dia based on depth and please call out the proper sewer pipe material based on installation depth. This comment is applicable for the remainder of the plan/profile sheets.

GRAPHIC SCALE

(IN FEET)
1 inch = 50 ft

PROJECT NUMBER = PSP-24-07

North Carolina 811
*** 3 Days Before Digging ***
North Carolina 811
811 or 1-800-632-4949
Remote Ticket Entry
http://nc811.org/remoteticketentry.htm

AMERICAN Engineering
American Engineering Associates - Southeast, P.A.
4020 Westchase Boulevard, Suite 450
Raleigh, NC 27607
919-469-1101

NORTH CAROLINA AMERICAN ENGINEERING ASSOCIATES SOUTHEAST C-3861 CERTIFICATE OF AUTHORIZATION

PRELIMINARY

PRELIMINARY
DO NOT USE FOR CONSTRUCTION

NORTH CAROLINA 36528 ENGINEER JAKOB P. KLEE

FOR INFORMATION, ONLY

NO.	DATE	REVISION:

STIPULATION FOR REUSE

THIS DRAWING WAS PREPARED FOR USE ON THE SPECIFIC SITE, NAMED HEREON, CONTEMPORANEOUSLY WITH ITS ISSUE DATE AS LISTED, HEREON. AND IT IS NOT SUITABLE FOR USE ON A DIFFERENT PROJECT SITE OR AT A LATER TIME. USE OF THIS DRAWING FOR REFERENCE OR EXAMPLE ON ANOTHER PROJECT REQUIRES THE SERVICES OF PROPERLY LICENSED ARCHITECTS AND ENGINEERS. REPRODUCTION OF THIS DRAWING FOR REUSE ON ANOTHER PROJECT IS NOT AUTHORIZED AND MAY BE CONTRARY TO THE LAW.

MERRITT RESERVE
MERRITT RESERVE DR PLAN & PROFILE
ROLESVILLE RD
WAKE COUNTY NC 27312

JOB NUMBER:	23-0004
CHECKED BY:	BH
DRAWN BY:	DH/RC/SM/GE/MA/LL/JB
DATE:	05/01/2025

SHEET TITLE:
MERRITT RESERVE DR PLAN & PROFILE

SHEET NO.:
CS-211

Z:\Jobs\23-0004 Merritt Property BRP\Dwg_Working Dwgs\Sheets\Construction Set\17 - CS-210 MERRITT RESERVE DR PLAN & PROFILE.dwg

2025-05-01

STANDARD UTILITY NOTES:

1. ALL MATERIALS & CONSTRUCTION METHODS SHALL BE IN ACCORDANCE WITH CITY OF RALEIGH DESIGN STANDARDS, DETAILS & SPECIFICATIONS (REFERENCE: CORPUD HANDBOOK, CURRENT EDITION)
2. UTILITY SEPARATION REQUIREMENTS:
   a. A DISTANCE OF 100' SHALL BE MAINTAINED BETWEEN SANITARY SEWER & ANY PRIVATE OR PUBLIC WATER SUPPLY SOURCE SUCH AS AN IMPOUNDED RESERVOIR USED AS A SOURCE OF DRINKING WATER. IF ADEQUATE LATERAL SEPARATION CANNOT BE ACHIEVED, FERROUS SANITARY SEWER PIPE SHALL BE SPECIFIED & INSTALLED TO WATERLINE SPECIFICATIONS. HOWEVER, THE MINIMUM SEPARATION SHALL NOT BE LESS THAN 25' FROM A PRIVATE WELL OR 50' FROM A PUBLIC WELL.
   b. WHEN INSTALLING WATER &/OR SEWER MAINS, THE HORIZONTAL SEPARATION BETWEEN UTILITIES SHALL BE 10'. IF THIS SEPARATION CANNOT BE MAINTAINED DUE TO EXISTING CONDITIONS, THE VARIATION ALLOWED IS THE WATER MAIN IN A SEPARATE TRENCH WITH THE ELEVATION OF THE WATER MAIN AT LEAST 18" ABOVE THE TOP OF THE SEWER & MUST BE APPROVED BY THE PUBLIC UTILITIES DIRECTOR. ALL DISTANCES ARE MEASURED FROM OUTSIDE DIAMETER TO OUTSIDE DIAMETER.
   c. WHERE IT IS IMPOSSIBLE TO OBTAIN PROPER SEPARATION, OR ANYTIME A SANITARY SEWER PASSES OVER A WATERMAIN, DIP MATERIALS OR STEEL ENCASEMENT EXTENDED 10' ON EACH SIDE OF CROSSING MUST BE SPECIFIED & INSTALLED TO WATERLINE SPECIFICATIONS.
   d. 5.0' MINIMUM HORIZONTAL SEPARATION IS REQUIRED BETWEEN ALL SANITARY SEWER & STORM SEWER FACILITIES, UNLESS DIP MATERIAL IS SPECIFIED FOR SANITARY SEWER
   e. MAINTAIN 18" MIN. VERTICAL SEPARATION AT ALL WATERMAIN & RCP STORM DRAIN CROSSINGS; MAINTAIN 18" MIN. VERTICAL SEPARATION AT ALL SANITARY SEWER & RCP STORMDRAIN CROSSINGS. WHERE ADEQUATE SEPARATIONS CANNOT BE ACHIEVED, SPECIFY DIP MATERIALS & A CONCRETE CRADLE HAVING 6" MIN. CLEARANCE (PER CORPUD DETAILS W-41 & S-49).
   f. ALL OTHER UNDERGROUND UTILITIES SHALL CROSS WATER & SEWER FACILITIES WITH 18" MIN. VERTICAL SEPARATION REQUIRED.
3. ANY NECESSARY FIELD REVISIONS ARE SUBJECT TO REVIEW & APPROVAL OF AN AMENDED PLAN &/OR PROFILE BY THE CITY OF RALEIGH PUBLIC UTILITIES DEPARTMENT PRIOR TO CONSTRUCTION.
4. DEVELOPER SHALL PROVIDE 30 DAYS ADVANCE WRITTEN NOTICE TO OWNER FOR ANY WORK REQUIRED WITHIN AN EXISTING CITY OF RALEIGH UTILITY EASEMENT TRAVERSING PRIVATE PROPERTY.
5. CONTRACTOR SHALL MAINTAIN CONTINUOUS WATER & SEWER SERVICE TO EXISTING RESIDENCES & BUSINESSES THROUGHOUT CONSTRUCTION OF PROJECT. ANY NECESSARY SERVICE INTERRUPTIONS SHALL BE PRECEDED BY A 24-HOUR ADVANCE NOTICE TO THE CITY OF RALEIGH PUBLIC UTILITIES DEPARTMENT.
6. SEWER BYPASS PUMPING - A BYPASS PLAN SEALED BY AN NC PROFESSIONAL ENGINEER SHALL BE PROVIDED TO RALEIGH WATER PRIOR TO PUMPING OPERATIONS FOR APPROVAL. THE OPERATIONS AND EQUIPMENT SHALL COMPLY WITH THE PUBLIC UTILITIES HANDBOOK.
7. 3.0' MINIMUM COVER IS REQUIRED ON ALL WATER MAINS & SEWER FORCE MAINS. 4.0' MINIMUM COVER IS REQUIRED ON ALL REUSE MAINS.
8. IT IS THE DEVELOPER'S RESPONSIBILITY TO ABANDON OR REMOVE EXISTING WATER & SEWER SERVICES NOT BEING USED IN REDEVELOPMENT OF A SITE UNLESS OTHERWISE DIRECTED BY THE CITY OF RALEIGH PUBLIC UTILITIES DEPARTMENT. THIS INCLUDES ABANDONING TAP AT MAIN & REMOVAL OF SERVICE FROM ROW OR EASEMENT PER CORPUD HANDBOOK PROCEDURE.
9. INSTALL WATER SERVICES WITH METERS LOCATED AT ROW OR WITHIN A 2'X2' WATERLINE EASEMENT IMMEDIATELY ADJACENT. IT IS THE APPLICANT'S RESPONSIBILITY TO PROPERLY SIZE THE WATER SERVICE FOR EACH CONNECTION TO PROVIDE ADEQUATE FLOW & PRESSURE.
10. INSPECTIONS OF 4" AND LARGER WATER MAINS OF THE PRIVATE DISTRIBUTION SYSTEM WILL BE INSPECTED AS PART OF THE INFRASTRUCTURE PERMIT.
11. PRIVATE SEWER MAINS AS PART OF A COLLECTION SYSTEM ARE PERMITTED AND INSPECTED UNDER THE PRIVATE INFRASTRUCTURE PERMIT FOR SEWER.
12. ANY WATER OR SEWER SERVICES ON PRIVATE PROPERTY THAT WILL BE INSTALLED UNDER CONSTRUCTION DRAWINGS MAY REQUIRE A PLUMBING UTILITY PERMIT IN THE CITY OF RALEIGH. CONSULT WITH THE ENGINEERING INSPECTION COORDINATOR DURING THE PRE-CONSTRUCTION MEETING ON THE NECESSARY PERMITS.
13. INSTALL SEWER SERVICES WITH CLEANOUTS LOCATED AT ROW OR EASEMENT LINE & SPACED PER THE CURRENT NC PLUMBING CODE.
14. PRESSURE REDUCING VALVES ARE REQUIRED ON ALL WATER SERVICES EXCEEDING 80 PSI; BACKWATER VALVES ARE REQUIRED ON ALL SANITARY SEWER SERVICES HAVING BUILDING DRAINS LOWER THAN 1.0' ABOVE THE NEXT UPSTREAMMANHOLE.
15. ALL ENVIRONMENTAL PERMITS APPLICABLE TO THE PROJECT MUST BE OBTAINED FROM NCDWQ, USACE &/OR FEMA FOR ANY RIPARIAN BUFFER, WETLAND &/OR FLOODPLAIN IMPACTS (RESPECTIVELY) PRIOR TO CONSTRUCTION.
16. NCDOT / RAILROAD ENCROACHMENT AGREEMENTS ARE REQUIRED FOR ANY UTILITY WORK (INCLUDING MAIN EXTENSIONS & SERVICE TAPS) WITHIN STATE OR RAILROAD ROW PRIOR TO CONSTRUCTION.
17. GREASE INTERCEPTOR / OIL WATER SEPARATOR SIZING CALCULATIONS & INSTALLATION SPECIFICATIONS SHALL BE APPROVED BY THE RW FOG PROGRAM COORDINATOR PRIOR TO ISSUANCE OF A UC AND/OR BUILDING PERMIT. CONTACT (919) 996-4516 OR FOG@RALEIGHNC.GOV FOR MORE INFORMATION.
18. CROSS-CONNECTION CONTROL PROTECTION DEVICES ARE REQUIRED BASED ON THE DEGREE OF HEALTH HAZARD INVOLVED AS LISTED IN APPENDIX B OF THE RULES GOVERNING PUBLIC WATER SYSTEMS IN NORTH CAROLINA.
19. THE DEVICES SHALL MEET THE AMERICAN SOCIETY OF SANITARY ENGINEERING (ASSE) STANDARDS AND BE ON THE UNIVERSITY OF SOUTHERN CALIFORNIA APPROVAL LIST.
20. THE DEVICE AND INSTALLATION SHALL MEET THE GUIDELINES OF APPENDIX A - GUIDELINES AND REQUIREMENTS FOR THE CROSS CONNECTION PROGRAM IN RALEIGH'S SERVICE AREA.
21. THE DEVICES SHALL BE INSTALLED AND TESTED (BOTH, INITIAL AND PERIODIC TESTING THEREAFTER) IN ACCORDANCE WITH THE MANUFACTURER'S RECOMMENDATIONS OR THE LOCAL CROSS CONNECTION CONTROL PROGRAM, WHICHEVER IS MORE STRINGENT. CONTACT CROSS.CONNECTION@RALEIGHNC.GOV FOR MORE INFORMATION.
22. NOTICE FOR PROJECTS THAT INVOLVE AN OVERSIZED MAIN OR URBAN MAIN REPLACEMENT. ANY CITY REIMBURSEMENT GREATER THAN $250,000.00 MUST UNDERGO THE PUBLIC BIDDING PROCESS.
23. PRIVATE SUB-METERING - NO RESALE OF WATER SHALL OCCUR WITHOUT APPROVAL OF THE NORTH CAROLINA UTILITY COMMISSION. SUB-METERING SHALL BE IN ACCORDANCE WITH SECTION 1400 OF THE "SAFE DRINKING WATER ACT".

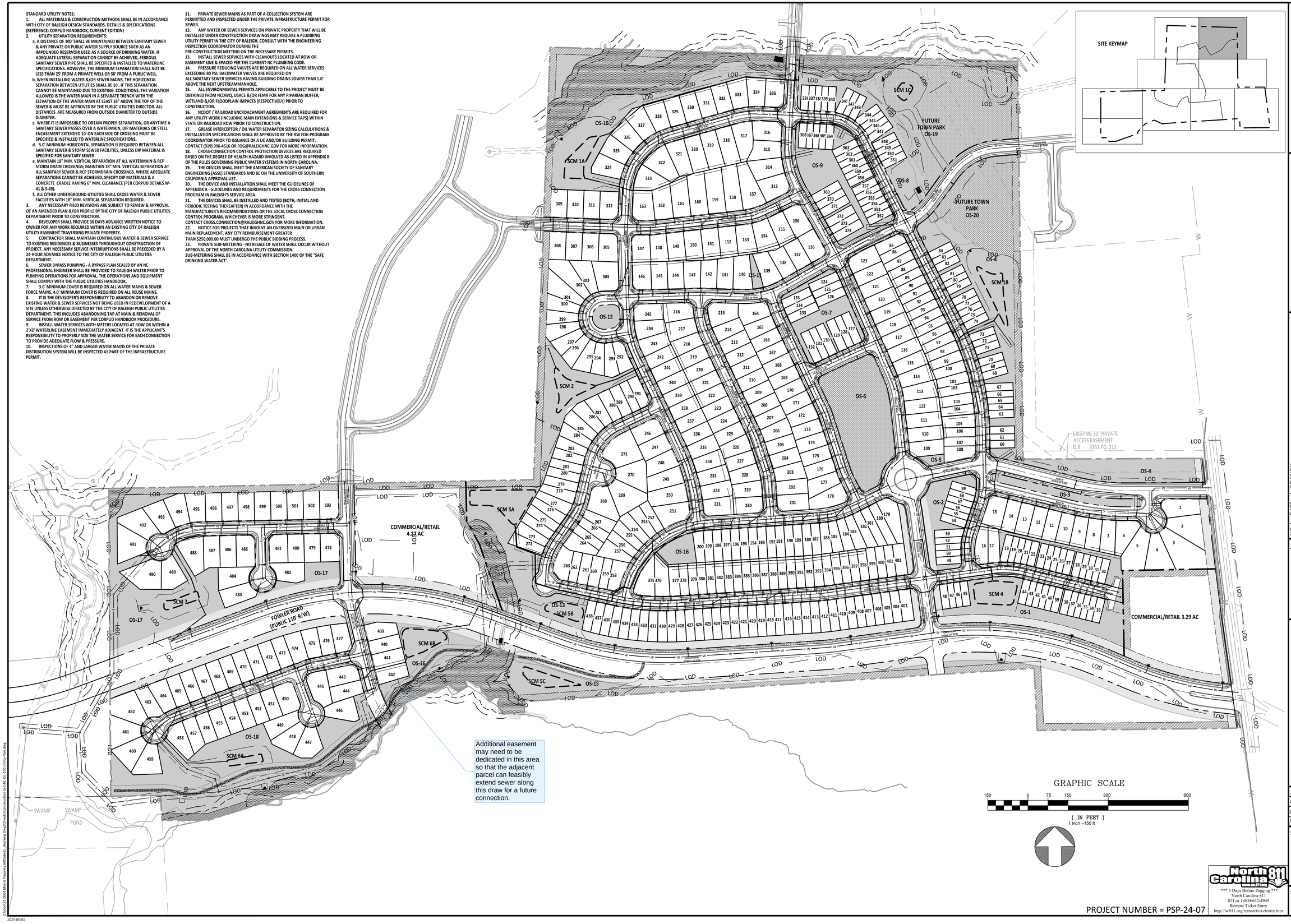

PROJECT NUMBER = PSP-24-07

*** 3 Days Before Digging ***
North Carolina 811
811 or 1-800-632-4949
Remote Ticket Entry
http://nc811.org/remoteticketentry.htm

AMERICAN Engineering
American Engineering Associates - Southeast, P.A.
4020 Westchase Boulevard, Suite 450
Raleigh, NC 27607
919-469-1101

NORTH CAROLINA AMERICAN ENGINEERING ASSOCIATES SOUTHEAST C-3881 CERTIFICATE OF AUTHORIZATION

PRELIMINARY

PRELIMINARY NORTH CAROLINA PROFESSIONAL ENGINEER SEAL 36528 DO NOT USE FOR CONSTRUCTION

FOR INFORMATION, ONLY

NO.	DATE	REVISION:

STIPULATION FOR REUSE

THIS DRAWING WAS PREPARED FOR USE ON THE SPECIFIC SITE, NAMED HEREON, CONTEMPORANEOUSLY WITH ITS ISSUE DATE AS LISTED, HEREON, AND IT IS NOT SUITABLE FOR USE ON A DIFFERENT PROJECT SITE OR AT A LATER TIME. USE OF THIS DRAWING FOR REFERENCE OR EXAMPLE ON ANOTHER PROJECT REQUIRES THE SERVICES OF PROPERLY LICENSED ARCHITECTS AND ENGINEERS. REPRODUCTION OF THIS DRAWING FOR REUSE ON ANOTHER PROJECT IS NOT AUTHORIZED AND MAY BE CONTRARY TO THE LAW.

MERRITT RESERVE

UTILITY PLAN OVERALL

ROLESVILLE RD
WAKE COUNTY NC 27312

JOB NUMBER:	23-0004
CHECKED BY:	BH
DRAWN BY:	DH/RC/SM/GE/MA/LL/JB
DATE:	05/01/2025

SHEET TITLE:

UTILITY PLAN OVERALL

SHEET NO.:

CU-100

Z:\Jobs\23-0004 Merrit Property BRD\dwg_Working Dwgs\Sheets\Construction Set\46. CU-100 Utility Plan.dwg

2025-05-01